

(再評価)

資料3-2-②
関東地方整備局
事業評価監視委員会
(平成23年度第2回)

～多目的ダム建設事業～
ハツ場ダム建設事業

平成23年8月11日

国土交通省関東地方整備局

目 次

| | | |
|-------------------|-----------|-----|
| 事業の投資効果 | ・ ・ ・ ・ ・ | 1 |
| 様式－1 はん濫ブロック図 | ・ ・ ・ ・ ・ | 2 |
| 様式－2 資産データ | ・ ・ ・ ・ ・ | 3 |
| 様式－3 被害額 | ・ ・ ・ ・ ・ | 14 |
| 様式－4 年平均被害軽減期待額 | ・ ・ ・ ・ ・ | 91 |
| 様式－5 費用対便益 | ・ ・ ・ ・ ・ | 92 |
| 事業箇所位置図 | ・ ・ ・ ・ ・ | 94 |
| CVM調査結果 | ・ ・ ・ ・ ・ | 95 |
| 感度分析様式 | ・ ・ ・ ・ ・ | 96 |
| 代替案等の可能性について | ・ ・ ・ ・ ・ | 112 |
| 再評価における都県への意見聴取結果 | ・ ・ ・ | 113 |

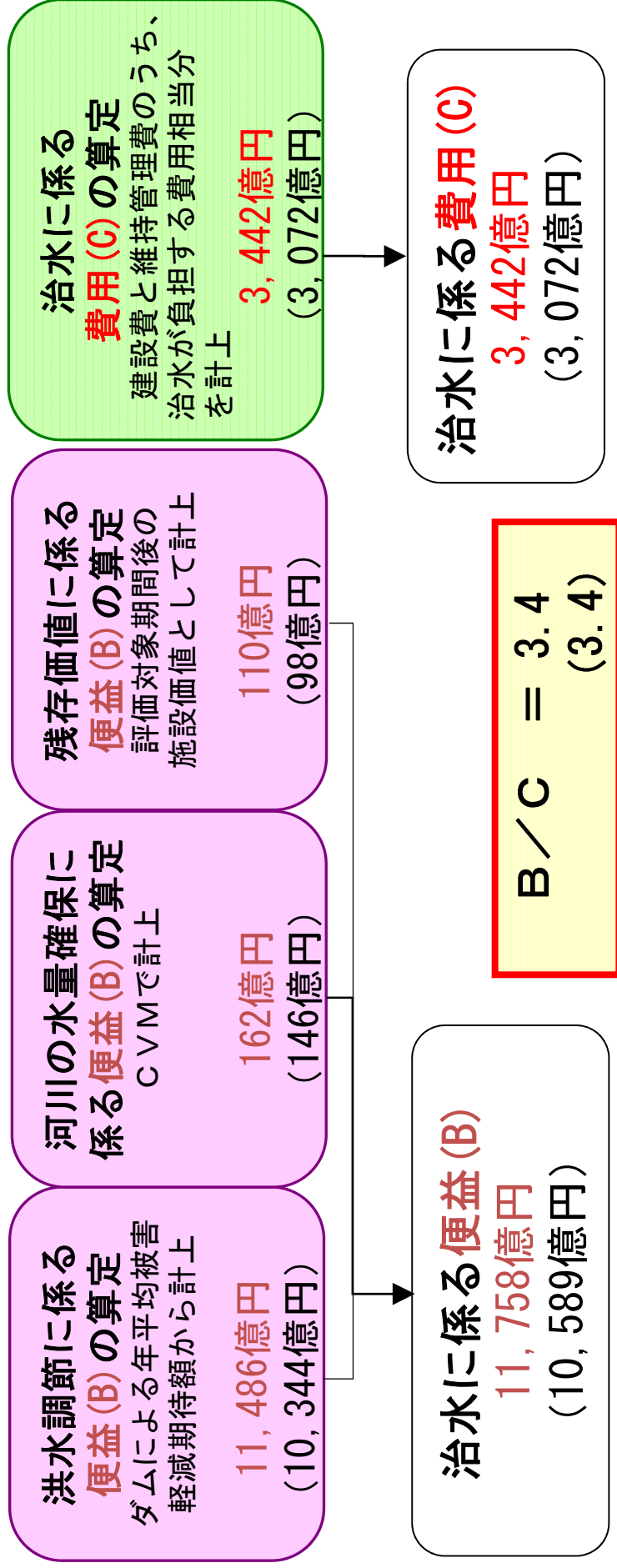
事業の投資効果

参考

ハツ場ダム建設に伴う治水（洪水調節及び流水の正常な機能の維持）に係る総費用（C）は約3,442億円、総便益（B）は約11,758億円で、費用便益比（B/C）は約3.4となります。

※今回の費用便益比における総便益は、前回の事業評価（平成20年度）において算出した便益の現在価値化等を行い、総費用は現計画の総事業費及び工期を用いて概略的に評価したものであり、ダム事業の検証に係る検討において、改めて費用便益分析を行い、ご意見をお聴きする予定です。

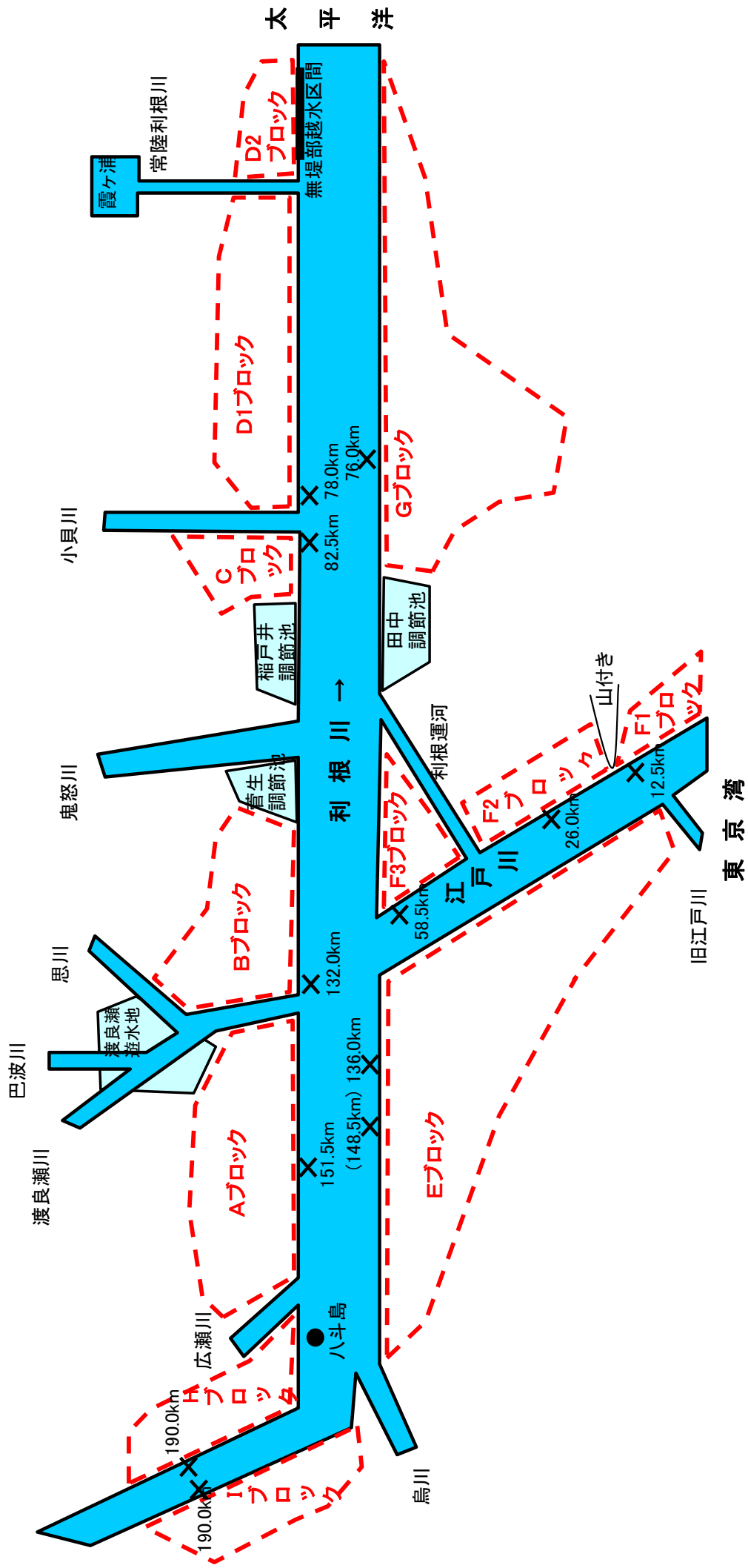
- 【算出条件】
- ・ 評価基準年次 : 平成23年度（前回評価基準年 平成20年度）
 - ・ 評価対象期間 : 整備期間と施設の完成から50年間
 - ・ 便益 : 前回の評価額に社会的割引率（4%）及びデフレターを用いて現在価値化
 - ・ 残存価値 : 将来において施設が有している価値
 - ・ 総費用 : 社会的割引率（4%）及びデフレターを用いて現在価値化



※1 四捨五入のため合計が一致しない場合がある

※2 () は、前回評価時点

様式一 1 氾濫ブロック分割図



様式-2 資産データ

水系名：利根川

河川名：利根川

国勢調査年：H17

事業所統計調査年：H13

| 汎濫 ブロック | ブロック 面積 (km ²) | 一般資産等基礎数量 | | | | | | | | | | 一般資産額 | | | | | 農作物資産 | | | | 備考 |
|------------|----------------------------------|-----------|---------|----------------------------|-------|----------------------------|----------------------------|---------------------------|------------|------------|-----------|-----------|--------|-------|------------|--------|--------|--------|--------------|----------|----|
| | | 人口 | 世帯数 | 従業者数 (産業分 類別 に算出) | 農漁家数 | 延床面積 (千m ²) | 水田面積 (km ²) | 畑面積 (km ²) | 家屋 | 家庭用品 | 事業所資産 | | 農漁家資産 | | 小計 | 水稲 | 畑作物 | 小計 | 一般資産 額等合計 | | |
| | | | | | | | | | | | 償却 | 在庫 | 償却 | 在庫 | | | | | | 償却 | |
| A | 128.0 | 74,159 | 23,543 | 30,187 | 2,386 | 5,736.677 | 63.91 | 19.00 | 827,438 | 347,464 | 115,754 | 84,046 | 4,651 | 1,105 | 1,380,458 | 6,976 | 10,938 | 17,913 | 1,398,371 | | |
| B | 162.1 | 126,126 | 39,359 | 52,754 | 2,533 | 8,750.209 | 40.63 | 55.34 | 1,300,260 | 580,899 | 205,994 | 148,046 | 4,938 | 1,173 | 2,241,310 | 4,651 | 31,832 | 36,482 | 2,277,792 | | |
| C | 35.5 | 48,497 | 16,834 | 11,763 | 400 | 1,524.784 | 22.42 | 0.66 | 290,250 | 248,377 | 56,737 | 30,301 | 783 | 186 | 626,635 | 2,702 | 24 | 2,726 | 629,361 | | |
| D-1 | 205.9 | 70,981 | 21,601 | 15,036 | 1,442 | 2,636.689 | 164.28 | 4.18 | 554,846 | 318,789 | 70,209 | 39,106 | 3,118 | 741 | 986,810 | 19,622 | 130 | 19,752 | 1,006,563 | | |
| D-2 | 7.0 | 10,905 | 3,604 | 2,566 | 379 | 454.744 | 1.62 | 1.21 | 106,147 | 53,240 | 10,783 | 6,717 | 746 | 177 | 177,809 | 191 | 48 | 239 | 178,048 | | |
| E | 589.5 | 2,473,875 | 963,894 | 801,310 | 9,073 | 97,538.553 | 246.84 | 29.30 | 17,822,120 | 14,226,107 | 3,484,438 | 2,048,044 | 17,683 | 4,201 | 37,602,593 | 27,200 | 16,850 | 44,050 | 37,646,644 | | |
| F1 | 16.1 | 174,702 | 79,561 | 71,048 | 302 | 5,586.620 | 0.32 | 0.81 | 930,731 | 1,174,236 | 441,846 | 150,951 | 589 | 140 | 2,698,494 | 38 | 469 | 507 | 2,699,001 | | |
| F2 | 21.6 | 155,432 | 63,524 | 49,778 | 446 | 5,326.940 | 4.50 | 0.87 | 886,738 | 937,547 | 207,737 | 112,839 | 868 | 206 | 2,145,935 | 522 | 503 | 1,025 | 2,146,960 | | |
| F3 | 43.8 | 40,560 | 12,960 | 13,635 | 659 | 2,138.623 | 13.61 | 8.53 | 356,272 | 191,277 | 52,511 | 43,612 | 1,284 | 305 | 645,261 | 1,612 | 4,943 | 6,555 | 651,816 | | |
| G | 41.7 | 50,696 | 18,196 | 10,003 | 666 | 1,217.823 | 24.30 | 1.35 | 293,877 | 268,566 | 39,091 | 21,848 | 1,314 | 313 | 625,007 | 2,945 | 38 | 2,984 | 627,991 | | |
| H | 28.0 | 55,763 | 20,110 | 20,613 | 492 | 2,248 | 7.55 | 5.50 | 410,042 | 299,068 | 82,312 | 65,052 | 1,126 | 143 | 857,743 | 833 | 2,087 | 2,920 | 860,663 | | |
| I | 7.1 | 11,767 | 3,903 | 4,831 | 110 | 0.373 | 2.67 | 0.96 | 69,659 | 58,184 | 19,244 | 14,715 | 259 | 23 | 162,083 | 295 | 331 | 625 | 162,708 | (単位：百万円) | |

※1/200規模(事業を実施しない場合)の平均値を記載

S16.7.19洪水

様式-2

資産データ

水系名：利根川

河川名：利根川

国勢調査年：H17

事業所統計調査年：H13

| 汎濫ブロック | ブロック面積 (km ²) | 一般資産等基礎数量 | | | | 一般資産額 | | | | | | | | | | 備考 | | | |
|--------|---------------------------|-----------|---------|-----------------|-------|-------------------------|-------------------------|------------------------|------------|------------|-----------|-----------|--------|-------|------------|--------|--------|--------|------------|
| | | 人口 | 世帯数 | 従業者数 (産業分類別に算出) | 農漁家数 | 延床面積 (千m ²) | 水田面積 (km ²) | 畑面積 (km ²) | 家屋 | 家庭用品 | 事業所資産 | | 農漁家資産 | | 小計 | | 稲 | 畑作物 | 小計 |
| A | 129.0 | 73,756 | 23,398 | 30,374 | 2,388 | 5,807,410 | 64.04 | 19.27 | 837,756 | 345,331 | 115,939 | 84,009 | 4,655 | 1,106 | 1,388,796 | 6,991 | 11,096 | 18,087 | 1,406,883 |
| B | 173.2 | 133,310 | 41,526 | 54,583 | 2,687 | 9,196,029 | 43.30 | 58.94 | 1,367,005 | 612,882 | 211,544 | 153,839 | 5,236 | 1,244 | 2,351,750 | 4,938 | 33,854 | 38,792 | 2,390,542 |
| C | 36.6 | 50,671 | 17,667 | 12,377 | 416 | 1,596,839 | 22.85 | 0.68 | 303,453 | 260,684 | 59,167 | 31,788 | 815 | 193 | 656,100 | 2,753 | 25 | 2,778 | 658,878 |
| D-1 | 210.6 | 78,656 | 24,347 | 16,845 | 1,500 | 2,843,947 | 166.96 | 4.33 | 609,004 | 359,356 | 80,749 | 43,578 | 3,225 | 767 | 1,096,679 | 19,948 | 135 | 20,083 | 1,116,762 |
| D-2 | 9.5 | 13,300 | 4,371 | 3,580 | 505 | 606,236 | 2.04 | 1.83 | 131,089 | 64,567 | 14,845 | 9,314 | 996 | 237 | 221,048 | 240 | 73 | 313 | 221,361 |
| E | 612.0 | 2,504,991 | 976,164 | 812,026 | 9,365 | 99,254,314 | 263.87 | 29.63 | 18,168,100 | 14,407,204 | 3,538,042 | 2,074,177 | 18,252 | 4,336 | 38,210,111 | 29,037 | 17,014 | 46,051 | 38,256,162 |
| F1 | 21.2 | 223,717 | 101,454 | 93,843 | 401 | 7,220,861 | 0.43 | 1.05 | 1,202,995 | 1,497,367 | 571,103 | 197,110 | 781 | 185 | 3,469,541 | 51 | 608 | 659 | 3,470,200 |
| F2 | 21.9 | 159,584 | 65,485 | 52,470 | 430 | 5,460,312 | 4.23 | 0.92 | 909,888 | 966,499 | 223,608 | 116,979 | 837 | 199 | 2,217,810 | 501 | 536 | 1,037 | 2,218,847 |
| F3 | 48.5 | 43,747 | 13,836 | 14,389 | 731 | 2,272,991 | 14.80 | 9.77 | 378,658 | 204,200 | 55,509 | 45,176 | 1,425 | 338 | 685,306 | 1,752 | 5,664 | 7,416 | 692,722 |
| G | 52.1 | 69,020 | 24,574 | 12,942 | 914 | 1,634,927 | 29.90 | 1.93 | 388,314 | 362,796 | 51,694 | 27,941 | 1,799 | 429 | 832,973 | 3,626 | 57 | 3,683 | 836,656 |
| H | 25.2 | 52,246 | 18,836 | 18,477 | 445 | 2,067 | 6.72 | 0.00 | 386,826 | 280,041 | 74,229 | 57,830 | 1,015 | 129 | 800,070 | 741 | 1,830 | 2,571 | 802,641 |
| I | 6.0 | 9,878 | 3,235 | 4,310 | 96 | 0.311 | 2.07 | 0.83 | 55,307 | 48,249 | 17,474 | 13,310 | 221 | 23 | 134,584 | 228 | 287 | 515 | 135,099 |

※1/200規模(事業を実施しない場合)の汎濫区域内の資産

(単位:百万円)

S22.9.13洪水
様式-2

資産データ 水系名：利根川 河川名：利根川

国勢調査年：H17

事業所統計調査年：H13

| 汎濫 ブロック | ブロック 面積 (km ²) | 一般資産等基礎数量 | | | | | | | | | | 一般資産額 | | | | | 農作物資産 | | | 備考 |
|------------|----------------------------------|-----------|---------|----------------------------|-------|----------------------------|----------------------------|---------------------------|------------|------------|-----------|-----------|--------|-------|--------|--------|--------|--------------|----|----|
| | | 人口 | 世帯数 | 従業者数 (産業分 類別 に算出) | 農漁家数 | 延床面積 (千m ²) | 水田面積 (km ²) | 畑面積 (km ²) | 家屋 | 家庭用品 | 事業所資産 | | 農漁家資産 | | 水稲 | 畑作物 | 小計 | 一般資産 額等合計 | | |
| | | | | | | | | | | | 償却 | 在庫 | 償却 | 在庫 | | | | | 小計 | |
| A | 125.1 | 71,158 | 22,407 | 28,637 | 2,357 | 5,475,483 | 63.02 | 18.68 | 790,136 | 330,705 | 109,148 | 80,648 | 4,594 | 1,091 | 6,878 | 10,754 | 17,632 | 1,333,954 | | |
| B | 151.8 | 118,958 | 37,074 | 50,458 | 2,407 | 8,376,242 | 39.09 | 51.79 | 1,244,320 | 547,175 | 195,368 | 142,029 | 4,692 | 1,115 | 4,483 | 29,796 | 34,279 | 2,168,978 | | |
| C | 34.1 | 46,385 | 16,038 | 11,064 | 378 | 1,443,405 | 21.84 | 0.62 | 276,948 | 236,643 | 53,926 | 28,747 | 741 | 176 | 2,632 | 23 | 2,655 | 599,836 | | |
| D-1 | 203.3 | 66,270 | 19,872 | 13,768 | 1,411 | 2,504,360 | 163.19 | 4.08 | 523,213 | 293,230 | 62,402 | 36,077 | 3,060 | 727 | 19,485 | 127 | 19,612 | 938,321 | | |
| D-2 | 5.0 | 9,000 | 2,991 | 1,787 | 274 | 341,335 | 1.26 | 0.66 | 87,523 | 44,184 | 7,586 | 4,712 | 537 | 128 | 148 | 26 | 174 | 144,844 | | |
| E | 568.4 | 2,381,413 | 927,664 | 770,253 | 8,674 | 93,756,249 | 240.39 | 27.29 | 17,125,679 | 13,691,393 | 3,363,904 | 1,967,440 | 16,905 | 4,016 | 26,477 | 15,689 | 42,166 | 36,211,503 | | |
| F1 | 14.9 | 170,637 | 78,066 | 67,544 | 292 | 5,242,434 | 0.33 | 0.80 | 873,390 | 1,152,171 | 430,630 | 145,761 | 570 | 135 | 39 | 462 | 501 | 2,603,158 | | |
| F2 | 17.6 | 147,689 | 60,558 | 45,719 | 400 | 4,964,727 | 2.38 | 0.60 | 827,123 | 893,768 | 186,672 | 104,329 | 780 | 185 | 282 | 350 | 632 | 2,013,489 | | |
| F3 | 37.7 | 34,017 | 10,850 | 11,902 | 582 | 1,830,663 | 12.66 | 7.03 | 304,966 | 160,133 | 45,668 | 39,404 | 1,133 | 269 | 1,499 | 4,076 | 5,575 | 557,148 | | |
| G | 31.8 | 35,275 | 12,901 | 6,727 | 443 | 806,597 | 18.71 | 0.88 | 201,348 | 190,365 | 24,527 | 14,669 | 880 | 209 | 2,269 | 24 | 2,293 | 434,291 | | |
| H | 28.2 | 55,744 | 20,096 | 20,639 | 494 | 2,260 | 7.59 | 6.06 | 410,807 | 298,873 | 82,484 | 65,307 | 1,132 | 144 | 837 | 2,097 | 2,934 | 861,681 | | |
| I | 7.3 | 11,955 | 3,971 | 4,811 | 112 | 0,379 | 2.74 | 0.97 | 70,959 | 59,183 | 19,142 | 14,570 | 264 | 23 | 302 | 336 | 638 | 164,779 | | |

※1/200規模(事業を実施しない場合)の汎濫区域内の資産

(単位:百万円)

| 氾濫ブロック | ブロック面積 (km ²) | 一般資産等基礎数量 | | | | 一般資産額 | | | | | | | | | | 備考 | | | |
|--------|---------------------------|-----------|-----------|-----------------|--------|-------------------------|-------------------------|------------------------|------------|------------|-----------|--------|-------|------------|--------|--------|--------|------------|----------|
| | | 人口 | 世帯数 | 従業者数 (産業分類別に算出) | 農漁家数 | 延床面積 (千m ²) | 水田面積 (km ²) | 畑面積 (km ²) | 家屋 | 家庭用品 | 事業所資産 | | 農漁家資産 | | 小計 | | 畑作物 | 小計 | 一般資産額等合計 |
| | | | | | | | | | | 償却 | 在庫 | 償却 | 在庫 | 償却 | 在庫 | 小計 | | 小計 | |
| A | 132.3 | 78,080 | 24,994 | 32,154 | 2,440 | 6,086,910 | 65.38 | 19.50 | 877,385 | 368,886 | 88,872 | 4,755 | 1,130 | 1,462,759 | 7,139 | 11,228 | 18,367 | 1,481,126 | |
| B | 181.2 | 138,572 | 43,049 | 58,138 | 2,787 | 9,512,864 | 45.15 | 61.78 | 1,413,992 | 635,360 | 163,829 | 5,431 | 1,290 | 2,451,373 | 5,149 | 35,496 | 40,645 | 2,492,018 | |
| C | 36.9 | 51,056 | 17,812 | 12,439 | 419 | 1,611,208 | 22.98 | 0.70 | 305,838 | 262,824 | 31,929 | 821 | 195 | 660,983 | 2,769 | 25 | 2,794 | 663,777 | |
| D-1 | 210.7 | 78,937 | 24,449 | 16,912 | 1,500 | 2,851,823 | 167.00 | 4.33 | 612,180 | 360,865 | 43,743 | 3,226 | 767 | 1,101,717 | 19,952 | 135 | 20,087 | 1,121,804 | |
| D-2 | 9.5 | 13,310 | 4,374 | 3,585 | 516 | 607,230 | 2.07 | 1.88 | 131,190 | 64,614 | 9,324 | 1,016 | 242 | 221,266 | 243 | 75 | 318 | 221,584 | |
| E | 657.3 | 2,647,489 | 1,029,807 | 861,249 | 10,254 | 104,233,553 | 282.01 | 35.15 | 19,003,245 | 15,198,922 | 3,724,961 | 19,986 | 4,748 | 40,154,645 | 31,074 | 20,100 | 51,174 | 40,205,819 | |
| F1 | 22.3 | 229,330 | 103,785 | 96,398 | 414 | 7,507,349 | 0.46 | 1.12 | 1,250,724 | 1,531,761 | 585,629 | 806 | 192 | 3,570,894 | 54 | 649 | 703 | 3,571,597 | |
| F2 | 23.4 | 162,926 | 66,673 | 52,837 | 454 | 5,573,584 | 4.73 | 1.13 | 928,559 | 984,022 | 224,919 | 885 | 210 | 2,256,148 | 560 | 652 | 1,212 | 2,257,360 | |
| F3 | 54.4 | 53,411 | 17,157 | 17,889 | 799 | 2,778,465 | 14.96 | 11.40 | 462,870 | 253,225 | 69,777 | 1,558 | 370 | 842,683 | 1,771 | 6,609 | 8,380 | 851,063 | |
| G | 54.0 | 70,484 | 25,071 | 14,690 | 940 | 1,712,993 | 30.53 | 2.22 | 397,961 | 370,141 | 59,945 | 1,852 | 442 | 863,043 | 3,702 | 67 | 3,769 | 866,812 | |
| H | 29.0 | 57,021 | 20,568 | 21,364 | 510 | 2,299 | 7.88 | 6.29 | 417,473 | 305,910 | 85,182 | 1,165 | 147 | 877,478 | 869 | 2,178 | 3,047 | 880,525 | |
| I | 7.4 | 12,140 | 4,033 | 5,046 | 113 | 0.388 | 2.82 | 0.98 | 72,389 | 60,125 | 20,071 | 268 | 23 | 168,188 | 311 | 340 | 651 | 168,839 | |

※1/200規模(事業を実施しない場合)の氾濫区域内の資産

(単位:百万円)

S24.8.29洪水
様式-2

資産データ 水系名:利根川 河川名:利根川 国勢調査年:H17 事業所統計調査年:H13

| 氾濫 ブロック | ブロック 面積 (km ²) | 一般資産等基礎数量 | | | | | | | | | | 一般資産額 | | | | | 農作物資産 | | | 備考 |
|------------|----------------------------------|-----------|---------|----------------------------|-------|----------------------------|----------------------------|---------------------------|------------|------------|-----------|-----------|--------|-------|------------|--------|--------|--------|--------------|----|
| | | 人口 | 世帯数 | 従業者数 (産業分 類別 に算出) | 農漁家数 | 延床面積 (千m ²) | 水田面積 (km ²) | 畑面積 (km ²) | 家屋 | 家庭用品 | 事業所資産 | | 農漁家資産 | | 小計 | 水稲 | 畑作物 | 小計 | 一般資産 額等合計 | |
| | | | | | | | | | | | 償却 | 在庫 | 償却 | 在庫 | | | | | | |
| A | 123.8 | 68,616 | 21,479 | 28,180 | 2,333 | 5,323,532 | 62.39 | 18.56 | 768,674 | 317,009 | 107,286 | 79,601 | 4,546 | 1,080 | 1,278,196 | 6,807 | 10,685 | 17,492 | 1,295,688 | |
| B | 140.7 | 109,777 | 34,180 | 46,627 | 2,257 | 7,633,455 | 36.16 | 48.61 | 1,134,167 | 504,463 | 181,586 | 131,673 | 4,399 | 1,045 | 1,957,333 | 4,157 | 28,016 | 32,173 | 1,989,506 | |
| C | 34.0 | 46,116 | 15,949 | 11,064 | 377 | 1,442,548 | 21.81 | 0.62 | 275,214 | 235,325 | 53,923 | 28,746 | 740 | 176 | 594,124 | 2,629 | 23 | 2,652 | 596,776 | |
| D-1 | 197.9 | 63,698 | 19,143 | 13,215 | 1,347 | 2,403,040 | 159.07 | 3.91 | 498,849 | 282,492 | 60,488 | 34,495 | 2,948 | 700 | 879,972 | 18,997 | 121 | 19,118 | 899,090 | |
| D-2 | 4.7 | 8,865 | 2,944 | 1,601 | 272 | 318,759 | 1.21 | 0.65 | 85,308 | 43,484 | 6,960 | 4,238 | 533 | 127 | 140,650 | 142 | 25 | 167 | 140,817 | |
| E | 531.4 | 2,386,148 | 933,095 | 768,980 | 8,088 | 93,513,700 | 212.52 | 25.20 | 17,140,694 | 13,771,549 | 3,368,179 | 1,962,699 | 15,763 | 3,745 | 36,262,629 | 23,435 | 14,575 | 38,010 | 36,300,639 | |
| F1 | 10.2 | 121,488 | 56,119 | 40,981 | 144 | 3,890,719 | 0.21 | 0.53 | 648,194 | 828,263 | 277,071 | 93,883 | 281 | 67 | 1,847,759 | 25 | 308 | 333 | 1,848,092 | |
| F2 | 17.3 | 144,780 | 59,308 | 45,092 | 393 | 4,848,074 | 2.37 | 0.59 | 807,689 | 875,320 | 184,569 | 102,605 | 766 | 182 | 1,971,131 | 281 | 341 | 622 | 1,971,753 | |
| F3 | 35.2 | 32,057 | 10,239 | 11,276 | 543 | 1,720,320 | 12.13 | 6.29 | 286,583 | 151,118 | 42,950 | 37,948 | 1,058 | 251 | 519,908 | 1,437 | 3,646 | 5,083 | 524,991 | |
| G | 31.0 | 31,776 | 11,498 | 6,669 | 413 | 787,441 | 18.22 | 0.78 | 185,910 | 169,629 | 24,380 | 14,540 | 820 | 195 | 395,474 | 2,207 | 20 | 2,227 | 397,701 | |
| H | 28.5 | 56,308 | 20,310 | 20,955 | 497 | 2,273 | 7.64 | 6.15 | 413,822 | 302,058 | 83,617 | 66,100 | 1,139 | 144 | 866,880 | 842 | 2,127 | 2,969 | 869,849 | |
| I | 7.3 | 11,977 | 3,977 | 4,938 | 112 | 0.380 | 2.77 | 0.97 | 71,466 | 59,286 | 19,619 | 15,090 | 265 | 23 | 165,749 | 305 | 336 | 641 | 166,390 | |

※1/200規模(事業を実施しない場合)の氾濫区域内の資産

(単位:百万円)

S33.9.16洪水
様式-2

資産データ 水系名:利根川 河川名:利根川

国勢調査年:H17

事業所統計調査年:H13

| 汎濫 ブロック | ブロック 面積 (km ²) | 一般資産等基礎数量 | | | | | | | | | | 一般資産額 | | | | | 農作物資産 | | | 備考 |
|------------|----------------------------------|-----------|---------|----------------------------|-------|----------------------------|----------------------------|---------------------------|------------|------------|-----------|-----------|--------|-------|--------|--------|--------|--------------|----|----|
| | | 人口 | 世帯数 | 従業者数 (産業分 類別 に算出) | 農漁家数 | 延床面積 (千m ²) | 水田面積 (km ²) | 畑面積 (km ²) | 家屋 | 家庭用品 | 事業所資産 | | 農漁家資産 | | 水稲 | 畑作物 | 小計 | 一般資産 額等合計 | | |
| | | | | | | | | | | | 償却 | 在庫 | 償却 | 在庫 | | | | | 小計 | |
| A | 123.8 | 68,616 | 21,479 | 28,180 | 2,333 | 5,323,532 | 62.39 | 18.56 | 768,674 | 317,009 | 107,286 | 79,601 | 4,546 | 1,080 | 6,807 | 10,685 | 17,492 | 1,295,688 | | |
| B | 146.4 | 114,095 | 35,572 | 47,895 | 2,348 | 8,040,353 | 38.20 | 49.93 | 1,194,509 | 525,007 | 186,167 | 134,668 | 4,577 | 1,087 | 4,379 | 28,769 | 33,148 | 2,079,163 | | |
| C | 34.5 | 46,922 | 16,214 | 11,240 | 383 | 1,472,597 | 22.02 | 0.63 | 280,179 | 239,236 | 54,452 | 29,104 | 749 | 178 | 2,654 | 23 | 2,677 | 606,575 | | |
| D-1 | 204.2 | 66,829 | 20,065 | 13,893 | 1,423 | 2,519,290 | 163.87 | 4.12 | 525,636 | 296,073 | 62,880 | 36,352 | 3,081 | 731 | 19,564 | 129 | 19,693 | 944,446 | | |
| D-2 | 6.1 | 9,404 | 3,122 | 1,981 | 307 | 370,765 | 1.57 | 0.86 | 91,064 | 46,118 | 8,450 | 5,197 | 602 | 143 | 182 | 34 | 216 | 151,790 | | |
| E | 521.3 | 2,352,752 | 919,931 | 755,294 | 7,950 | 91,926,119 | 207.44 | 24.82 | 16,853,994 | 13,577,262 | 3,307,720 | 1,929,798 | 15,495 | 3,681 | 22,877 | 14,351 | 37,228 | 35,725,178 | | |
| F1 | 14.4 | 165,336 | 75,694 | 65,985 | 283 | 5,112,269 | 0.30 | 0.74 | 851,704 | 1,117,163 | 422,889 | 142,951 | 551 | 131 | 35 | 430 | 465 | 2,535,854 | | |
| F2 | 17.4 | 145,907 | 59,790 | 45,227 | 395 | 4,899,764 | 2.37 | 0.60 | 816,301 | 882,441 | 185,022 | 103,013 | 770 | 183 | 281 | 350 | 631 | 1,988,361 | | |
| F3 | 35.7 | 32,168 | 10,268 | 11,338 | 547 | 1,732,440 | 12.34 | 6.34 | 288,602 | 151,542 | 43,286 | 38,028 | 1,066 | 253 | 1,462 | 3,676 | 5,138 | 527,915 | | |
| G | 31.9 | 37,511 | 13,657 | 6,901 | 443 | 838,638 | 18.71 | 0.88 | 221,270 | 201,519 | 25,347 | 15,129 | 880 | 209 | 2,269 | 24 | 2,293 | 466,647 | | |
| H | 28.2 | 55,744 | 20,096 | 20,639 | 494 | 2,260 | 7.59 | 6.06 | 410,807 | 298,873 | 82,484 | 65,307 | 1,132 | 144 | 837 | 2,097 | 2,934 | 861,681 | | |
| I | 7.2 | 11,915 | 3,957 | 4,791 | 111 | 0.375 | 2.69 | 0.97 | 70,555 | 58,976 | 19,065 | 14,512 | 261 | 23 | 297 | 336 | 633 | 164,025 | | |

※1/200規模(事業を実施しない場合)の汎濫区域内の資産

(単位:百万円)

S34.8.12洪水
様式-2

資産データ 水系名：利根川 河川名：利根川

国勢調査年：H17

事業所統計調査年：H13

| 氾濫 ブロック | ブロック 面積 (km ²) | 一般資産等基礎数量 | | | | | | | | | | 一般資産額 | | | | | 農作物資産 | | | | 備考 |
|------------|----------------------------------|-----------|---------|----------------------------|-------|----------------------------|----------------------------|---------------------------|------------|------------|-----------|-----------|--------|-------|------------|--------|--------|--------|--------------|----|----|
| | | 人口 | 世帯数 | 従業者数 (産業分 類別 に算出) | 農漁家数 | 延床面積 (千m ²) | 水田面積 (km ²) | 畑面積 (km ²) | 家屋 | 家庭用品 | 事業所資産 | | 農漁家資産 | | 小計 | 水稲 | 畑作物 | 小計 | 一般資産 額等合計 | | |
| | | | | | | | | | | | 償却 | 在庫 | 償却 | 在庫 | | | | | | 償却 | |
| A | 125.1 | 71,158 | 22,407 | 28,637 | 2,357 | 5,475.483 | 63.02 | 18.68 | 790,136 | 330,705 | 109,148 | 80,648 | 4,594 | 1,091 | 1,316,322 | 6,878 | 10,754 | 17,632 | 1,333,954 | | |
| B | 155.5 | 120,292 | 37,416 | 50,692 | 2,432 | 8,425.699 | 39.26 | 52.64 | 1,251,654 | 552,223 | 197,028 | 142,673 | 4,741 | 1,126 | 2,149,445 | 4,502 | 30,291 | 34,793 | 2,184,238 | | |
| C | 36.2 | 49,333 | 17,125 | 12,071 | 403 | 1,553.406 | 22.70 | 0.66 | 297,077 | 252,668 | 58,183 | 30,896 | 790 | 188 | 639,802 | 2,734 | 24 | 2,758 | 642,560 | | |
| D-1 | 206.2 | 68,091 | 20,414 | 14,277 | 1,440 | 2,576.072 | 164.64 | 4.23 | 535,706 | 301,255 | 64,272 | 37,545 | 3,116 | 740 | 942,634 | 19,660 | 132 | 19,792 | 962,426 | | |
| D-2 | 4.8 | 8,870 | 2,945 | 1,603 | 273 | 319.225 | 1.26 | 0.65 | 85,342 | 43,503 | 6,969 | 4,244 | 536 | 127 | 140,721 | 148 | 25 | 173 | 140,894 | | |
| E | 542.9 | 2,404,109 | 939,229 | 777,915 | 8,240 | 94,881.690 | 218.67 | 25.52 | 17,382,899 | 13,862,081 | 3,403,558 | 1,985,894 | 16,061 | 3,815 | 36,654,308 | 24,110 | 14,759 | 38,869 | 36,693,177 | | |
| F1 | 14.4 | 165,336 | 75,694 | 65,985 | 283 | 5,112.269 | 0.30 | 0.74 | 851,704 | 1,117,163 | 422,889 | 142,951 | 551 | 131 | 2,535,389 | 35 | 430 | 465 | 2,535,854 | | |
| F2 | 17.4 | 145,907 | 59,790 | 45,227 | 395 | 4,899.764 | 2.37 | 0.60 | 816,301 | 882,441 | 185,022 | 103,013 | 770 | 183 | 1,987,730 | 281 | 350 | 631 | 1,988,361 | | |
| F3 | 39.3 | 35,756 | 11,398 | 12,345 | 609 | 1,903.159 | 13.02 | 7.44 | 317,044 | 168,228 | 47,605 | 40,528 | 1,187 | 282 | 574,874 | 1,542 | 4,313 | 5,855 | 580,729 | | |
| G | 42.6 | 50,351 | 18,138 | 9,144 | 631 | 1,184.294 | 25.79 | 1.31 | 302,786 | 267,684 | 33,509 | 19,978 | 1,243 | 295 | 625,495 | 3,123 | 36 | 3,159 | 628,654 | | |
| H | 28.1 | 55,598 | 20,048 | 20,574 | 494 | 2,259 | 7.59 | 6.09 | 409,427 | 298,168 | 82,304 | 65,092 | 1,132 | 144 | 856,267 | 836 | 2,107 | 2,943 | 859,210 | | |
| I | 7.2 | 11,915 | 3,957 | 4,791 | 111 | 0.375 | 2.69 | 0.97 | 70,555 | 58,976 | 19,065 | 14,512 | 261 | 23 | 163,392 | 297 | 336 | 633 | 164,025 | | |

※1/200規模(事業を実施しない場合)の氾濫区域内の資産

(単位:百万円)

S56.8.21洪水

様式-2

資産データ

水系名：利根川

河川名：利根川

国勢調査年：H17

事業所統計調査年：H13

| 氾濫ブロック | ブロック面積 (km ²) | 一般資産等基礎数量 | | | | | | | | | | 一般資産額 | | | | | 農作物資産 | | | | 備考 |
|--------|---------------------------|-----------|-----------|-----------------|--------|-------------------------|-------------------------|------------------------|------------|------------|-----------|-----------|--------|-------|------------|--------|--------|--------|------------|--|----|
| | | 人口 | 世帯数 | 従業者数 (産業分類別に算出) | 農漁家数 | 延床面積 (千m ²) | 水田面積 (km ²) | 畑面積 (km ²) | 家屋 | 家庭用品 | 事業所資産 | | 農漁家資産 | | 小計 | 水稲 | 畑作物 | 小計 | 一般資産額等合計 | | |
| | | | | | | | | | | | 償却 | 在庫 | 償却 | 在庫 | | | | | | | |
| A | 136.8 | 89,505 | 29,376 | 36,085 | 2,512 | 6,619,139 | 67.30 | 19.67 | 952,323 | 433,560 | 145,832 | 98,108 | 4,896 | 1,163 | 1,635,882 | 7,350 | 11,325 | 18,675 | 1,654,557 | | |
| B | 199.9 | 156,270 | 49,431 | 66,122 | 2,958 | 10,760,359 | 47.22 | 67.17 | 1,599,215 | 729,552 | 262,321 | 181,012 | 5,766 | 1,370 | 2,779,236 | 5,390 | 38,566 | 43,956 | 2,823,192 | | |
| C | 36.9 | 51,056 | 17,812 | 12,439 | 419 | 1,611,208 | 22.98 | 0.70 | 305,838 | 262,824 | 59,376 | 31,929 | 821 | 195 | 660,983 | 2,769 | 25 | 2,794 | 663,777 | | |
| D-1 | 210.6 | 78,656 | 24,347 | 16,845 | 1,500 | 2,843,947 | 166.96 | 4.33 | 609,004 | 359,356 | 80,749 | 43,578 | 3,225 | 767 | 1,096,679 | 19,948 | 135 | 20,083 | 1,116,762 | | |
| D-2 | 9.5 | 13,300 | 4,371 | 3,580 | 505 | 606,236 | 2.04 | 1.83 | 131,089 | 64,567 | 14,845 | 9,314 | 996 | 237 | 221,048 | 240 | 73 | 313 | 221,361 | | |
| E | 702.3 | 2,718,516 | 1,054,046 | 892,263 | 11,053 | 107,851,466 | 306.56 | 37.25 | 19,606,758 | 15,556,665 | 3,852,463 | 2,284,256 | 21,543 | 5,118 | 41,326,803 | 33,761 | 21,316 | 55,077 | 41,381,880 | | |
| F1 | 22.9 | 236,020 | 106,783 | 88,096 | 430 | 7,761,916 | 0.47 | 1.14 | 1,293,135 | 1,576,014 | 592,171 | 204,738 | 837 | 199 | 3,667,094 | 56 | 658 | 714 | 3,667,808 | | |
| F2 | 23.9 | 164,750 | 67,343 | 53,089 | 469 | 5,651,871 | 4.84 | 1.14 | 941,602 | 993,912 | 225,976 | 118,148 | 914 | 217 | 2,280,769 | 574 | 660 | 1,234 | 2,282,003 | | |
| F3 | 61.3 | 65,680 | 21,432 | 20,238 | 899 | 3,318,829 | 15.21 | 12.91 | 552,895 | 316,315 | 79,011 | 59,862 | 1,752 | 416 | 1,010,251 | 1,801 | 7,482 | 9,283 | 1,019,534 | | |
| G | 51.5 | 68,596 | 24,442 | 13,035 | 903 | 1,641,035 | 29.62 | 1.89 | 389,434 | 360,819 | 52,232 | 28,161 | 1,778 | 425 | 832,849 | 3,592 | 56 | 3,648 | 836,497 | | |
| H | 28.4 | 56,544 | 20,396 | 20,901 | 500 | 2,284 | 7.71 | 6.10 | 413,784 | 303,322 | 83,431 | 65,797 | 1,143 | 145 | 867,622 | 850 | 2,112 | 2,962 | 870,584 | | |
| I | 7.3 | 11,977 | 3,977 | 4,938 | 111 | 0.379 | 2.72 | 0.96 | 71,466 | 59,286 | 19,619 | 15,090 | 262 | 23 | 165,746 | 299 | 333 | 632 | 166,378 | | |

※1/200規模(事業を実施しない場合)の氾濫区域内の資産

(単位:百万円)

S57.7.31洪水

様式-2

資産データ

水系名：利根川

河川名：利根川

国勢調査年：H17

事業所統計調査年：H13

| 氾濫ブロック | ブロック面積 (km ²) | 一般資産等基礎数量 | | | | | | | | | | 一般資産額 | | | | | 農作物資産 | | | | 備考 |
|--------|---------------------------|-----------|-----------|-----------------|-------|-------------------------|-------------------------|------------------------|------------|------------|-----------|-----------|--------|-------|------------|--------|--------|--------|------------|----|----|
| | | 人口 | 世帯数 | 従業者数 (産業分類別に算出) | 農漁家数 | 延床面積 (千m ²) | 水田面積 (km ²) | 畑面積 (km ²) | 家屋 | 家庭用品 | 事業所資産 | 在庫 | 償却 | 農漁家資産 | 在庫 | 償却 | 小計 | 水稲 | 畑作物 | 小計 | |
| A | 131.3 | 77,303 | 24,691 | 31,458 | 2,429 | 6,022,849 | 65.13 | 19.33 | 868,366 | 364,414 | 119,433 | 87,158 | 4,734 | 1,125 | 1,445,230 | 7,112 | 11,129 | 18,241 | 1,463,471 | | |
| B | 174.5 | 133,794 | 41,672 | 54,589 | 2,699 | 9,224,832 | 43.72 | 59.49 | 1,371,277 | 615,037 | 211,486 | 153,763 | 5,260 | 1,250 | 2,358,073 | 4,982 | 34,168 | 39,150 | 2,397,223 | | |
| C | 36.3 | 49,360 | 17,134 | 12,092 | 414 | 1,556,812 | 22.76 | 0.66 | 297,185 | 252,808 | 58,246 | 30,928 | 811 | 192 | 640,170 | 2,742 | 24 | 2,766 | 642,936 | | |
| D-1 | 208.5 | 70,542 | 21,328 | 15,273 | 1,473 | 2,873,233 | 166.08 | 4.29 | 555,076 | 314,769 | 70,840 | 39,650 | 3,173 | 754 | 984,262 | 19,836 | 135 | 19,971 | 1,004,233 | | |
| D-2 | 8.0 | 11,249 | 3,733 | 2,918 | 380 | 495,547 | 1.73 | 1.43 | 107,459 | 55,163 | 12,170 | 7,620 | 749 | 178 | 183,339 | 204 | 57 | 261 | 183,600 | | |
| E | 608.7 | 2,602,923 | 1,014,877 | 843,909 | 9,416 | 102,000,490 | 250.03 | 31.44 | 18,628,027 | 14,978,570 | 3,658,135 | 2,160,054 | 18,352 | 4,360 | 39,447,498 | 27,581 | 18,064 | 45,645 | 39,493,143 | | |
| F1 | 20.0 | 216,822 | 88,671 | 90,442 | 386 | 6,980,409 | 0.36 | 0.99 | 1,162,936 | 1,456,283 | 558,448 | 189,302 | 752 | 179 | 3,365,900 | 43 | 572 | 615 | 3,366,515 | | |
| F2 | 20.7 | 158,685 | 65,198 | 51,926 | 427 | 5,432,953 | 3.33 | 0.86 | 905,130 | 962,264 | 221,793 | 115,296 | 832 | 198 | 2,205,513 | 394 | 500 | 894 | 2,206,407 | | |
| F3 | 46.1 | 38,371 | 12,131 | 13,199 | 675 | 2,060,916 | 14.70 | 9.16 | 343,327 | 179,035 | 50,858 | 42,349 | 1,316 | 313 | 617,198 | 1,741 | 5,308 | 7,049 | 624,247 | | |
| G | 42.1 | 49,197 | 17,630 | 10,969 | 695 | 1,267,743 | 24.79 | 1.21 | 299,090 | 260,191 | 45,387 | 24,098 | 1,370 | 323 | 630,459 | 3,001 | 33 | 3,034 | 633,493 | | |
| H | 28.3 | 56,247 | 20,286 | 20,924 | 495 | 2,270 | 7.60 | 6.08 | 413,229 | 301,703 | 83,500 | 65,987 | 1,134 | 144 | 865,697 | 838 | 2,103 | 2,941 | 868,638 | | |
| I | 7.3 | 11,977 | 3,977 | 4,938 | 111 | 0.379 | 2.72 | 0.96 | 71,466 | 59,286 | 19,619 | 15,090 | 262 | 23 | 165,746 | 299 | 333 | 632 | 166,378 | | |

※1/200規模(事業を実施しない場合)の氾濫区域内の資産

(単位:百万円)

S57.9.10洪水
様式-2

資産データ

水系名:利根川

河川名:利根川

国勢調査年:H17

事業所統計調査年:H13

| 氾濫 ブロック | ブロック 面積 (km ²) | 一般資産等基礎数量 | | | | | | | | | | 一般資産額 | | | | | 農作物資産 | | | | | 備考 |
|------------|----------------------------------|-----------|---------|----------------------------|-------|----------------------------|----------------------------|---------------------------|------------|------------|-----------|-----------|--------|-------|------------|--------|--------|--------------|------------|----|----|----|
| | | 人口 | 世帯数 | 従業者数 (産業分 類別 に算出) | 農漁家数 | 延床面積 (千m ²) | 水田面積 (km ²) | 畑面積 (km ²) | 家屋 | 家庭用品 | 事業所資産 | | 農漁家資産 | | 水稲 | 畑作物 | 小計 | 一般資産 額等合計 | | | | |
| | | | | | | | | | | | 償却 | 在庫 | 償却 | 在庫 | | | | | 償却 | 在庫 | 小計 | |
| A | 130.5 | 75,011 | 23,841 | 30,798 | 2,400 | 5,944.367 | 64.70 | 19.34 | 857,315 | 351,869 | 117,066 | 85,264 | 4,678 | 1,111 | 1,417,303 | 7,064 | 11,135 | 18,199 | 1,435,502 | | | |
| B | 169.5 | 132,385 | 41,289 | 54,301 | 2,657 | 9,157.907 | 40.67 | 58.54 | 1,360,389 | 609,384 | 210,524 | 152,779 | 5,178 | 1,230 | 2,339,484 | 4,666 | 33,709 | 38,375 | 2,377,859 | | | |
| C | 36.4 | 49,974 | 17,380 | 12,253 | 415 | 1,580.418 | 22.79 | 0.68 | 300,515 | 256,441 | 58,765 | 31,411 | 813 | 193 | 648,138 | 2,746 | 25 | 2,771 | 650,909 | | | |
| D-1 | 210.0 | 75,868 | 23,284 | 16,303 | 1,492 | 2,786.130 | 166.69 | 4.32 | 590,612 | 343,653 | 78,903 | 42,080 | 3,209 | 764 | 1,059,221 | 19,915 | 135 | 20,050 | 1,079,271 | | | |
| D-2 | 8.7 | 12,889 | 4,245 | 3,424 | 488 | 563.344 | 1.85 | 1.65 | 126,093 | 62,715 | 14,163 | 8,970 | 958 | 228 | 213,127 | 218 | 66 | 284 | 213,411 | | | |
| E | 636.5 | 2,564,890 | 998,559 | 832,808 | 9,803 | 101,529.540 | 275.14 | 32.16 | 18,542,645 | 14,737,732 | 3,613,536 | 2,131,569 | 19,105 | 4,539 | 39,049,126 | 30,298 | 18,446 | 48,744 | 39,097,870 | | | |
| F1 | 20.3 | 218,332 | 99,341 | 91,203 | 391 | 7,037.969 | 0.38 | 0.99 | 1,172,526 | 1,466,177 | 559,633 | 191,033 | 762 | 181 | 3,390,312 | 44 | 572 | 616 | 3,390,928 | | | |
| F2 | 18.9 | 157,001 | 64,621 | 51,193 | 416 | 5,326.187 | 2.59 | 0.66 | 887,343 | 953,745 | 219,076 | 114,319 | 811 | 193 | 2,175,487 | 307 | 383 | 690 | 2,176,177 | | | |
| F3 | 46.8 | 42,067 | 13,335 | 13,829 | 700 | 2,205.063 | 14.71 | 9.15 | 367,341 | 196,816 | 52,794 | 44,084 | 1,365 | 324 | 662,724 | 1,741 | 5,305 | 7,046 | 669,770 | | | |
| G | 49.1 | 64,229 | 23,006 | 12,506 | 862 | 1,549.172 | 28.53 | 1.62 | 371,725 | 339,586 | 50,362 | 27,173 | 1,697 | 404 | 790,947 | 3,460 | 47 | 3,507 | 794,454 | | | |
| H | 28.5 | 56,247 | 20,286 | 20,924 | 496 | 2,270 | 7.62 | 6.12 | 413,229 | 301,703 | 83,500 | 65,987 | 1,136 | 144 | 865,699 | 840 | 2,118 | 2,958 | 868,657 | | | |
| I | 7.3 | 11,977 | 3,977 | 4,938 | 112 | 0.380 | 2.77 | 0.97 | 71,466 | 59,286 | 19,619 | 15,090 | 265 | 23 | 165,749 | 305 | 336 | 641 | 166,390 | | | |

※1/200規模(事業を実施しない場合)の氾濫区域内の資産

(単位:百万円)

H10.9.14洪水

様式-2

資産データ

水系名:利根川

河川名:利根川

国勢調査年:H17

事業所統計調査年:H13

| 汎濫ブロック | ブロック面積 (km ²) | 一般資産等基礎数量 | | | | | | | | | | 一般資産額 | | | | | 農作物資産 | | | | 一般資産額等合計 | 備考 |
|--------|---------------------------|-----------|---------|-----------------|-------|-------------------------|-------------------------|------------------------|------------|------------|-----------|-----------|--------|-------|------------|--------|--------|--------|------------|--|----------|----|
| | | 人口 | 世帯数 | 従業者数 (産業分類別に算出) | 農漁家数 | 延床面積 (千m ²) | 水田面積 (km ²) | 畑面積 (km ²) | 家屋 | 家庭用品 | 事業所資産 | | 農漁家資産 | | 小計 | 水稲 | 畑作物 | 小計 | | | | |
| | | | | | | | | | | | 償却 | 在庫 | 償却 | 在庫 | | | | | | | | |
| A | 122.5 | 68,382 | 21,353 | 27,370 | 2,315 | 5,288,069 | 61.69 | 18.39 | 763,615 | 315,149 | 104,674 | 76,549 | 4,512 | 1,072 | 1,265,571 | 6,729 | 10,588 | 17,317 | 1,282,888 | | | |
| B | 128.7 | 103,809 | 32,381 | 44,132 | 2,102 | 7,174,347 | 33.52 | 44.50 | 1,066,072 | 477,911 | 172,442 | 124,198 | 4,098 | 973 | 1,845,694 | 3,860 | 25,650 | 29,510 | 1,875,204 | | | |
| C | 33.2 | 44,092 | 15,204 | 10,593 | 373 | 1,379,394 | 21.50 | 0.62 | 260,256 | 224,319 | 51,959 | 27,533 | 731 | 174 | 564,972 | 2,592 | 23 | 2,615 | 567,587 | | | |
| D-1 | 196.8 | 62,262 | 18,760 | 13,030 | 1,335 | 2,365,047 | 158.37 | 3.86 | 489,183 | 276,841 | 59,874 | 33,964 | 2,920 | 694 | 863,476 | 18,914 | 120 | 19,034 | 882,510 | | | |
| D-2 | 4.7 | 8,865 | 2,944 | 1,601 | 272 | 318,759 | 1.21 | 0.65 | 85,308 | 43,484 | 6,960 | 4,238 | 533 | 127 | 140,650 | 142 | 25 | 167 | 140,817 | | | |
| E | 514.3 | 2,175,517 | 845,565 | 698,400 | 7,885 | 86,438,405 | 211.78 | 24.54 | 15,769,163 | 12,479,694 | 3,013,884 | 1,781,767 | 15,368 | 3,651 | 33,063,527 | 23,349 | 14,188 | 37,537 | 33,101,064 | | | |
| F1 | 0.0 | 0 | 0 | 0 | 0 | 0.000 | 0.00 | 0.00 | 0 | 0 | 0 | 0 | 0 | 0 | 0 | 0 | 0 | 0 | 0 | | | |
| F2 | 37.6 | 167,095 | 66,472 | 54,999 | 677 | 6,212,159 | 15.80 | 1.56 | 1,027,648 | 981,057 | 220,711 | 133,131 | 1,319 | 313 | 2,364,179 | 1,757 | 906 | 2,663 | 2,366,842 | | | |
| F3 | 32.8 | 28,327 | 8,955 | 9,948 | 501 | 1,563,380 | 11.58 | 5.79 | 260,437 | 132,161 | 37,652 | 33,854 | 977 | 232 | 465,313 | 1,371 | 3,354 | 4,725 | 470,038 | | | |
| G | 30.8 | 30,516 | 11,044 | 6,445 | 411 | 755,387 | 18.18 | 0.78 | 180,927 | 162,931 | 23,523 | 14,087 | 817 | 195 | 382,480 | 2,202 | 20 | 2,222 | 384,702 | | | |
| H | 28.3 | 55,932 | 20,174 | 20,730 | 494 | 2,241 | 7.59 | 6.07 | 411,012 | 300,030 | 82,392 | 65,514 | 1,132 | 144 | 860,224 | 837 | 2,102 | 2,939 | 863,163 | | | |
| I | 7.3 | 11,955 | 3,971 | 4,811 | 112 | 0.379 | 2.74 | 0.97 | 70,959 | 59,183 | 19,142 | 14,570 | 264 | 23 | 164,141 | 302 | 336 | 638 | 164,779 | | | |

※1/200規模(事業を実施しない場合)の汎濫区域内の資産

(単位:百万円)

●事業を実施しない場合

| 氾濫 ブロック | 水系名:利根川 河川名:利根川 国勢調査年:H17 事業所統計調査年:H13 流量規模:1/3 | | | | | | | | | | | | | | | |
|------------|---|-------|-------|-----|----|--------|-----|----|--------------------|----------------|------------------|---------------|---------------------------|--------------|-----|--------|
| | 一般資産被害額 | | | | | 農作物被害額 | | | | | | | | | | |
| | 家屋 | 家庭用品 | 事業所資産 | | 小計 | 水稻 | 畑作物 | 小計 | 公共土木 施設等 被害額 | 営業 停止 損失 | 家庭における 応急対策費用 | | | | | |
| | | | 償却 | 在庫 | | | | | | | 清掃 労働 対価 | 代替 活動 等 | 事業所 における 応急対策 費用 | その他の 間接被害 | | |
| A | 0 | 0 | 0 | 0 | 0 | 0 | 0 | 0 | 0 | 0 | 0 | 0 | 0 | 0 | 0 | |
| B | 0 | 0 | 0 | 0 | 0 | 0 | 0 | 0 | 0 | 0 | 0 | 0 | 0 | 0 | 0 | |
| C | 0 | 0 | 0 | 0 | 0 | 0 | 0 | 0 | 0 | 0 | 0 | 0 | 0 | 0 | 0 | |
| D-1 | 2,886 | 3,608 | 1,039 | 316 | 12 | 7,893 | 521 | 3 | 524 | 13,370 | 170 | 149 | 189 | 338 | 90 | 22,384 |
| D-2 | 106 | 72 | 43 | 18 | 4 | 243 | 6 | 0 | 6 | 412 | 12 | 3 | 5 | 8 | 2 | 683 |
| E | 0 | 0 | 0 | 0 | 0 | 0 | 0 | 0 | 0 | 0 | 0 | 0 | 0 | 0 | 0 | 0 |
| F1 | 0 | 0 | 0 | 0 | 0 | 0 | 0 | 0 | 0 | 0 | 0 | 0 | 0 | 0 | 0 | 0 |
| F2 | 0 | 0 | 0 | 0 | 0 | 0 | 0 | 0 | 0 | 0 | 0 | 0 | 0 | 0 | 0 | 0 |
| F3 | 2,576 | 1,369 | 597 | 397 | 8 | 4,950 | 45 | 84 | 129 | 8,385 | 148 | 55 | 67 | 122 | 80 | 13,814 |
| G | 1,748 | 2,618 | 256 | 191 | 11 | 4,827 | 80 | 0 | 81 | 8,178 | 70 | 98 | 89 | 186 | 96 | 13,438 |
| H | 0 | 0 | 0 | 0 | 0 | 0 | 0 | 0 | 0 | 0 | 0 | 0 | 0 | 0 | 0 | 0 |
| I | 0 | 0 | 0 | 0 | 0 | 0 | 0 | 0 | 0 | 0 | 0 | 0 | 0 | 0 | 0 | 0 |
| 合計 | 7,315 | 7,667 | 1,936 | 922 | 55 | 17,913 | 652 | 88 | 740 | 30,345 | 400 | 305 | 349 | 654 | 267 | 50,319 |

●事業を実施した場合

| 氾濫 ブロック | 水系名:利根川 河川名:利根川 国勢調査年:H17 事業所統計調査年:H13 流量規模:1/3 | | | | | | | | | | | | | | | |
|------------|---|-------|-------|-----|----|--------|-----|----|--------------------|----------------|------------------|---------------|---------------------------|--------------|-----|--------|
| | 一般資産被害額 | | | | | 農作物被害額 | | | | | | | | | | |
| | 家屋 | 家庭用品 | 事業所資産 | | 小計 | 水稻 | 畑作物 | 小計 | 公共土木 施設等 被害額 | 営業 停止 損失 | 家庭における 応急対策費用 | | | | | |
| | | | 償却 | 在庫 | | | | | | | 清掃 労働 対価 | 代替 活動 等 | 事業所 における 応急対策 費用 | その他の 間接被害 | | |
| A | 0 | 0 | 0 | 0 | 0 | 0 | 0 | 0 | 0 | 0 | 0 | 0 | 0 | 0 | 0 | 0 |
| B | 0 | 0 | 0 | 0 | 0 | 0 | 0 | 0 | 0 | 0 | 0 | 0 | 0 | 0 | 0 | 0 |
| C | 0 | 0 | 0 | 0 | 0 | 0 | 0 | 0 | 0 | 0 | 0 | 0 | 0 | 0 | 0 | 0 |
| D-1 | 2,850 | 3,582 | 959 | 307 | 32 | 7,742 | 518 | 3 | 521 | 13,115 | 165 | 147 | 187 | 334 | 87 | 21,964 |
| D-2 | 99 | 69 | 37 | 15 | 4 | 225 | 5 | 0 | 5 | 380 | 10 | 3 | 5 | 8 | 2 | 629 |
| E | 0 | 0 | 0 | 0 | 0 | 0 | 0 | 0 | 0 | 0 | 0 | 0 | 0 | 0 | 0 | 0 |
| F1 | 0 | 0 | 0 | 0 | 0 | 0 | 0 | 0 | 0 | 0 | 0 | 0 | 0 | 0 | 0 | 0 |
| F2 | 0 | 0 | 0 | 0 | 0 | 0 | 0 | 0 | 0 | 0 | 0 | 0 | 0 | 0 | 0 | 0 |
| F3 | 2,562 | 1,361 | 596 | 396 | 8 | 4,927 | 45 | 84 | 128 | 8,346 | 148 | 54 | 66 | 120 | 80 | 13,748 |
| G | 1,746 | 2,615 | 255 | 191 | 11 | 4,821 | 80 | 0 | 80 | 8,167 | 69 | 98 | 89 | 186 | 96 | 13,419 |
| H | 0 | 0 | 0 | 0 | 0 | 0 | 0 | 0 | 0 | 0 | 0 | 0 | 0 | 0 | 0 | 0 |
| I | 0 | 0 | 0 | 0 | 0 | 0 | 0 | 0 | 0 | 0 | 0 | 0 | 0 | 0 | 0 | 0 |
| 合計 | 7,257 | 7,627 | 1,848 | 909 | 55 | 17,714 | 647 | 87 | 734 | 30,008 | 391 | 302 | 345 | 647 | 264 | 49,760 |

●事業を実施しない場合

| 氾濫 ブロック | 水系名:利根川 | | | 河川名:利根川 | | | 国勢調査年:H17 | | | 事業所統計調査年:H13 | | | | 合計 | 備考 | | |
|------------|---------|--------|--------|---------|-----|-----|-----------|-------|-------|--------------------|----------------|---------------------------|-------|-------|-------|----------------|---------------|
| | 事業所資産 | | | 農漁家資産 | | | 農作物被害額 | | | 家庭における 応急対策費用 | | 事業所 における 応急対策 費用 | 小計 | | | | |
| | 償却 | 在庫 | 小計 | 償却 | 在庫 | 小計 | 水稲 | 畑作物 | 小計 | 公共土木 施設等 被害額 | 営業 停止 損失 | | | | | 清掃 労働 対価 | 代替 活動 等 |
| | | | | | | | | | | | | 家屋 | 家庭用品 | | | | |
| A | 0 | 0 | 0 | 0 | 0 | 0 | 0 | 0 | 0 | 0 | 0 | 0 | 0 | 0 | 0 | | |
| B | 20,883 | 15,101 | 6,338 | 3,835 | 80 | 24 | 46,261 | 183 | 996 | 1,179 | 78,365 | 1,525 | 571 | 445 | 1,016 | 1,130 | 129,476 |
| C | 0 | 0 | 0 | 0 | 0 | 0 | 0 | 0 | 0 | 0 | 0 | 0 | 0 | 0 | 0 | 0 | 0 |
| D-1 | 19,321 | 22,982 | 6,557 | 2,056 | 221 | 79 | 51,195 | 3,346 | 23 | 3,369 | 86,724 | 1,100 | 943 | 1,200 | 2,143 | 563 | 145,094 |
| D-2 | 424 | 304 | 163 | 64 | 13 | 4 | 972 | 19 | 2 | 20 | 1,647 | 41 | 15 | 24 | 39 | 12 | 2,732 |
| E | 0 | 0 | 0 | 0 | 0 | 0 | 0 | 0 | 0 | 0 | 0 | 0 | 0 | 0 | 0 | 0 | 0 |
| F1 | 0 | 0 | 0 | 0 | 0 | 0 | 0 | 0 | 0 | 0 | 0 | 0 | 0 | 0 | 0 | 0 | 0 |
| F2 | 0 | 0 | 0 | 0 | 0 | 0 | 0 | 0 | 0 | 0 | 0 | 0 | 0 | 0 | 0 | 0 | 0 |
| F3 | 26,567 | 16,649 | 6,747 | 4,434 | 88 | 30 | 54,514 | 397 | 779 | 1,176 | 92,347 | 1,554 | 626 | 713 | 1,339 | 892 | 151,821 |
| G | 11,358 | 16,951 | 1,871 | 1,285 | 71 | 23 | 31,558 | 447 | 1 | 449 | 53,460 | 501 | 643 | 606 | 1,249 | 639 | 87,856 |
| H | 0 | 0 | 0 | 0 | 0 | 0 | 0 | 0 | 0 | 0 | 0 | 0 | 0 | 0 | 0 | 0 | 0 |
| I | 0 | 0 | 0 | 0 | 0 | 0 | 0 | 0 | 0 | 0 | 0 | 0 | 0 | 0 | 0 | 0 | 0 |
| 合計 | 78,553 | 71,988 | 21,675 | 11,674 | 471 | 160 | 184,500 | 4,392 | 1,801 | 6,193 | 312,543 | 4,721 | 2,797 | 2,988 | 5,786 | 3,237 | 516,978 |

●事業を実施した場合

| 氾濫 ブロック | 水系名:利根川 | | | 河川名:利根川 | | | 国勢調査年:H17 | | | 事業所統計調査年:H13 | | | | 合計 | 備考 | | |
|------------|---------|--------|--------|---------|-----|-----|-----------|-------|-------|--------------------|----------------|---------------------------|-------|-------|-------|----------------|---------------|
| | 事業所資産 | | | 農漁家資産 | | | 農作物被害額 | | | 家庭における 応急対策費用 | | 事業所 における 応急対策 費用 | 小計 | | | | |
| | 償却 | 在庫 | 小計 | 償却 | 在庫 | 小計 | 水稲 | 畑作物 | 小計 | 公共土木 施設等 被害額 | 営業 停止 損失 | | | | | 清掃 労働 対価 | 代替 活動 等 |
| | | | | | | | | | | | | 家屋 | 家庭用品 | | | | |
| A | 0 | 0 | 0 | 0 | 0 | 0 | 0 | 0 | 0 | 0 | 0 | 0 | 0 | 0 | 0 | 0 | 0 |
| B | 19,703 | 14,565 | 6,166 | 3,723 | 75 | 23 | 44,255 | 178 | 957 | 1,135 | 74,967 | 1,462 | 550 | 431 | 982 | 1,098 | 123,899 |
| C | 0 | 0 | 0 | 0 | 0 | 0 | 0 | 0 | 0 | 0 | 0 | 0 | 0 | 0 | 0 | 0 | 0 |
| D-1 | 18,229 | 21,672 | 6,263 | 1,934 | 209 | 75 | 48,372 | 3,254 | 22 | 3,276 | 81,942 | 1,045 | 894 | 1,150 | 2,044 | 528 | 137,207 |
| D-2 | 351 | 278 | 143 | 55 | 12 | 4 | 843 | 18 | 1 | 19 | 1,428 | 33 | 12 | 19 | 31 | 12 | 2,365 |
| E | 0 | 0 | 0 | 0 | 0 | 0 | 0 | 0 | 0 | 0 | 0 | 0 | 0 | 0 | 0 | 0 | 0 |
| F1 | 0 | 0 | 0 | 0 | 0 | 0 | 0 | 0 | 0 | 0 | 0 | 0 | 0 | 0 | 0 | 0 | 0 |
| F2 | 0 | 0 | 0 | 0 | 0 | 0 | 0 | 0 | 0 | 0 | 0 | 0 | 0 | 0 | 0 | 0 | 0 |
| F3 | 24,070 | 14,506 | 5,984 | 3,958 | 79 | 27 | 48,624 | 388 | 742 | 1,131 | 82,369 | 1,404 | 556 | 642 | 1,198 | 801 | 135,527 |
| G | 10,787 | 16,420 | 1,765 | 1,242 | 64 | 21 | 30,299 | 387 | 1 | 388 | 51,326 | 483 | 627 | 599 | 1,225 | 613 | 84,335 |
| H | 0 | 0 | 0 | 0 | 0 | 0 | 0 | 0 | 0 | 0 | 0 | 0 | 0 | 0 | 0 | 0 | 0 |
| I | 0 | 0 | 0 | 0 | 0 | 0 | 0 | 0 | 0 | 0 | 0 | 0 | 0 | 0 | 0 | 0 | 0 |
| 合計 | 73,140 | 67,441 | 20,311 | 10,912 | 440 | 149 | 172,392 | 4,225 | 1,723 | 5,949 | 292,032 | 4,428 | 2,638 | 2,841 | 5,479 | 3,052 | 483,332 |

●事業を実施しない場合

| 氾濫ブロック | 水系名:利根川 河川名:利根川 国勢調査年:H17 事業所統計調査年:H13 流量規模:1/10 | | | | | | | | | | | | | | | | | |
|--------|--|---------|---------|--------|-----|---------|--------|--------|------------|-----------|--------------|--------|--------|--------|--------|---|--------|-----------|
| | 事業所資産 | | | | | 農漁家資産 | | | | | | | | | | | | |
| | 家屋 | 家庭用品 | 在庫 | | 小計 | 水稲 | 畑作物 | 小計 | 公共土木施設等被害額 | 営業停止損失 | 家庭における応急対策費用 | | | | | | | |
| | | | 償却 | 在庫 | | | | | | | 清掃労働対価 | 代替活動等 | 小計 | | | | | |
| A | 49,310 | 34,152 | 8,817 | 343 | 110 | 107,405 | 1,225 | 2,064 | 3,288 | 181,944 | 3,037 | 1,265 | 1,091 | 2,356 | 1,962 | 0 | 1,962 | 299,992 |
| B | 218,591 | 150,216 | 63,559 | 829 | 252 | 471,992 | 1,706 | 10,131 | 11,837 | 799,553 | 15,083 | 5,614 | 4,329 | 9,943 | 10,840 | 0 | 10,840 | 1,319,248 |
| C | 0 | 0 | 0 | 0 | 0 | 0 | 0 | 0 | 0 | 0 | 0 | 0 | 0 | 0 | 0 | 0 | 0 | 0 |
| D-1 | 47,163 | 53,771 | 15,664 | 518 | 184 | 122,571 | 6,735 | 54 | 6,789 | 207,634 | 2,560 | 2,167 | 2,577 | 4,744 | 1,526 | 0 | 1,526 | 345,823 |
| D-2 | 1,398 | 1,104 | 472 | 40 | 14 | 3,199 | 36 | 3 | 39 | 5,418 | 98 | 47 | 72 | 119 | 44 | 0 | 44 | 8,917 |
| E | 0 | 0 | 0 | 0 | 0 | 0 | 0 | 0 | 0 | 0 | 0 | 0 | 0 | 0 | 0 | 0 | 0 | 0 |
| F1 | 0 | 0 | 0 | 0 | 0 | 0 | 0 | 0 | 0 | 0 | 0 | 0 | 0 | 0 | 0 | 0 | 0 | 0 |
| F2 | 0 | 0 | 0 | 0 | 0 | 0 | 0 | 0 | 0 | 0 | 0 | 0 | 0 | 0 | 0 | 0 | 0 | 0 |
| F3 | 60,339 | 41,538 | 15,561 | 194 | 63 | 128,273 | 748 | 1,659 | 2,407 | 217,295 | 3,394 | 1,547 | 1,490 | 3,038 | 2,223 | 0 | 2,223 | 356,631 |
| G | 25,140 | 37,479 | 4,914 | 208 | 67 | 70,819 | 974 | 6 | 979 | 119,968 | 1,298 | 1,463 | 1,416 | 2,879 | 1,482 | 0 | 1,482 | 197,424 |
| H | 5,742 | 2,980 | 1,835 | 792 | 1 | 11,359 | 43 | 129 | 172 | 19,242 | 658 | 234 | 413 | 647 | 31 | 0 | 31 | 32,109 |
| I | 1,796 | 1,318 | 963 | 401 | 3 | 4,481 | 16 | 27 | 43 | 7,591 | 290 | 72 | 107 | 179 | 28 | 0 | 28 | 12,612 |
| 合計 | 409,477 | 322,559 | 117,640 | 67,587 | 692 | 920,098 | 11,481 | 14,074 | 25,555 | 1,558,646 | 26,418 | 12,408 | 11,496 | 23,903 | 18,136 | 0 | 18,136 | 2,572,755 |

●事業を実施した場合

| 氾濫ブロック | 水系名:利根川 河川名:利根川 国勢調査年:H17 事業所統計調査年:H13 流量規模:1/10 | | | | | | | | | | | | | | | | | |
|--------|--|---------|--------|--------|-----|---------|-------|--------|------------|-----------|--------------|--------|-------|--------|--------|---|--------|-----------|
| | 事業所資産 | | | | | 農漁家資産 | | | | | | | | | | | | |
| | 家屋 | 家庭用品 | 在庫 | | 小計 | 水稲 | 畑作物 | 小計 | 公共土木施設等被害額 | 営業停止損失 | 家庭における応急対策費用 | | | | | | | |
| | | | 償却 | 在庫 | | | | | | | 清掃労働対価 | 代替活動等 | 小計 | | | | | |
| A | 0 | 0 | 0 | 0 | 0 | 0 | 0 | 0 | 0 | 0 | 0 | 0 | 0 | 0 | 0 | 0 | 0 | 0 |
| B | 203,884 | 141,967 | 59,687 | 36,070 | 231 | 442,603 | 1,650 | 9,567 | 11,217 | 749,770 | 14,228 | 5,330 | 4,119 | 9,448 | 10,351 | 0 | 10,351 | 1,237,616 |
| C | 0 | 0 | 0 | 0 | 0 | 0 | 0 | 0 | 0 | 0 | 0 | 0 | 0 | 0 | 0 | 0 | 0 | 0 |
| D-1 | 41,836 | 47,686 | 14,005 | 4,692 | 162 | 108,838 | 5,965 | 48 | 6,013 | 184,371 | 2,281 | 1,929 | 2,293 | 4,222 | 1,368 | 0 | 1,368 | 307,093 |
| D-2 | 1,261 | 1,027 | 423 | 154 | 14 | 2,918 | 35 | 3 | 38 | 4,943 | 88 | 42 | 64 | 106 | 39 | 0 | 39 | 8,132 |
| E | 0 | 0 | 0 | 0 | 0 | 0 | 0 | 0 | 0 | 0 | 0 | 0 | 0 | 0 | 0 | 0 | 0 | 0 |
| F1 | 0 | 0 | 0 | 0 | 0 | 0 | 0 | 0 | 0 | 0 | 0 | 0 | 0 | 0 | 0 | 0 | 0 | 0 |
| F2 | 0 | 0 | 0 | 0 | 0 | 0 | 0 | 0 | 0 | 0 | 0 | 0 | 0 | 0 | 0 | 0 | 0 | 0 |
| F3 | 56,602 | 38,710 | 14,667 | 9,884 | 59 | 120,104 | 720 | 1,543 | 2,263 | 203,457 | 3,189 | 1,445 | 1,414 | 2,859 | 2,073 | 0 | 2,073 | 333,944 |
| G | 21,779 | 32,472 | 4,264 | 2,615 | 57 | 61,366 | 844 | 5 | 849 | 103,954 | 1,126 | 1,269 | 1,231 | 2,500 | 1,287 | 0 | 1,287 | 171,082 |
| H | 190 | 93 | 55 | 18 | 1 | 356 | 4 | 9 | 13 | 603 | 17 | 7 | 11 | 18 | 1 | 0 | 1 | 1,007 |
| I | 241 | 128 | 144 | 68 | 0 | 581 | 4 | 5 | 9 | 984 | 56 | 11 | 18 | 29 | 4 | 0 | 4 | 1,664 |
| 合計 | 325,792 | 262,083 | 93,246 | 53,501 | 620 | 736,765 | 9,221 | 11,181 | 20,401 | 1,248,082 | 20,985 | 10,032 | 9,150 | 19,182 | 15,123 | 0 | 15,123 | 2,060,538 |

●事業を実施しない場合

| 氾濫ブロック | 水系名:利根川 河川名:利根川 国勢調査年:H17 事業所統計調査年:H13 流量規模:1/30 | | | | | | | | | | | | | | | | | | |
|--------|--|-----------|---------|---------|-------|--------|-----------|--------|------------|--------|--------------|---------|--------|---------|---------|---------|---|---------|------------|
| | 事業所資産 | | | | | 農作物被害額 | | | | | | | | | | | | | |
| | 家屋 | 家庭用品 | 在庫 | | 小計 | 水稲 | 畑作物 | 小計 | 公共土木施設等被害額 | 営業停止損失 | 家庭における応急対策費用 | | | | | | | | |
| | | | 償却 | 在庫 | | | | | | | 清掃労働対価 | 代替活動等 | 小計 | | | | | | |
| A | 269,952 | 164,256 | 64,682 | 42,297 | 1,791 | 540 | 542,897 | 4,639 | 8,446 | 13,085 | 919,668 | 15,519 | 6,116 | 4,721 | 10,837 | 9,718 | 0 | 9,718 | 1,511,723 |
| B | 429,159 | 266,428 | 112,918 | 70,705 | 1,609 | 484 | 881,303 | 2,580 | 18,446 | 21,026 | 1,492,928 | 27,163 | 10,031 | 7,533 | 17,564 | 19,312 | 0 | 19,312 | 2,459,296 |
| C | 64,480 | 86,615 | 22,815 | 10,849 | 244 | 74 | 185,076 | 918 | 10 | 928 | 313,519 | 4,335 | 3,421 | 2,765 | 6,186 | 3,031 | 0 | 3,031 | 513,074 |
| D-1 | 74,374 | 82,554 | 23,194 | 9,029 | 735 | 260 | 190,145 | 8,718 | 68 | 8,786 | 322,105 | 3,941 | 3,266 | 3,551 | 6,818 | 2,797 | 0 | 2,797 | 594,592 |
| D-2 | 3,508 | 3,348 | 1,011 | 402 | 70 | 26 | 8,364 | 52 | 7 | 59 | 14,168 | 214 | 135 | 183 | 318 | 122 | 0 | 122 | 23,244 |
| E | 1,047,261 | 1,163,364 | 473,309 | 191,613 | 2,261 | 790 | 2,878,596 | 15,403 | 8,615 | 24,017 | 4,876,342 | 88,817 | 46,390 | 60,829 | 107,220 | 48,070 | 0 | 48,070 | 8,023,082 |
| F1 | 0 | 0 | 0 | 0 | 0 | 0 | 0 | 0 | 0 | 0 | 0 | 0 | 0 | 0 | 0 | 0 | 0 | 0 | 0 |
| F2 | 291,115 | 426,957 | 96,287 | 45,006 | 315 | 94 | 859,774 | 171 | 250 | 421 | 1,456,457 | 20,620 | 17,551 | 13,640 | 31,191 | 17,253 | 0 | 17,253 | 2,385,717 |
| F3 | 106,682 | 73,290 | 24,520 | 17,999 | 355 | 110 | 222,955 | 966 | 2,608 | 3,574 | 377,685 | 5,799 | 2,700 | 2,230 | 4,930 | 3,742 | 0 | 3,742 | 618,686 |
| G | 50,521 | 70,120 | 9,805 | 5,775 | 365 | 110 | 136,696 | 1,139 | 10 | 1,149 | 231,562 | 2,704 | 2,822 | 2,448 | 5,270 | 2,872 | 0 | 2,872 | 380,252 |
| H | 38,482 | 29,231 | 12,528 | 5,299 | 104 | 20 | 85,664 | 161 | 559 | 719 | 145,115 | 3,350 | 1,356 | 2,115 | 3,471 | 542 | 0 | 542 | 238,860 |
| I | 12,704 | 12,831 | 5,791 | 2,487 | 48 | 9 | 33,869 | 54 | 107 | 162 | 57,375 | 1,284 | 485 | 527 | 1,012 | 333 | 0 | 333 | 94,035 |
| 合計 | 2,387,636 | 2,378,991 | 846,840 | 401,461 | 7,897 | 2,515 | 6,025,340 | 34,801 | 39,125 | 73,926 | 10,206,924 | 173,744 | 94,274 | 100,542 | 194,816 | 107,791 | 0 | 107,791 | 16,782,540 |

●事業を実施した場合

| 氾濫ブロック | 水系名:利根川 河川名:利根川 国勢調査年:H17 事業所統計調査年:H13 流量規模:1/30 | | | | | | | | | | | | | | | | | | |
|--------|--|-----------|---------|---------|-------|--------|-----------|--------|------------|--------|--------------|---------|--------|--------|---------|--------|---|--------|------------|
| | 事業所資産 | | | | | 農作物被害額 | | | | | | | | | | | | | |
| | 家屋 | 家庭用品 | 在庫 | | 小計 | 水稲 | 畑作物 | 小計 | 公共土木施設等被害額 | 営業停止損失 | 家庭における応急対策費用 | | | | | | | | |
| | | | 償却 | 在庫 | | | | | | | 清掃労働対価 | 代替活動等 | 小計 | | | | | | |
| A | 242,738 | 153,189 | 61,457 | 39,414 | 1,656 | 503 | 498,956 | 4,536 | 8,176 | 12,712 | 845,232 | 14,277 | 5,690 | 4,481 | 10,171 | 9,056 | 0 | 9,056 | 1,390,404 |
| B | 401,754 | 255,018 | 107,795 | 67,083 | 1,525 | 460 | 833,635 | 2,486 | 17,616 | 20,102 | 1,412,177 | 25,715 | 9,563 | 7,216 | 16,779 | 18,400 | 0 | 18,400 | 2,326,807 |
| C | 52,472 | 70,855 | 18,506 | 8,847 | 202 | 61 | 150,943 | 775 | 8 | 783 | 255,698 | 3,554 | 2,908 | 2,313 | 5,121 | 2,448 | 0 | 2,448 | 418,547 |
| D-1 | 72,958 | 81,064 | 22,711 | 8,814 | 723 | 256 | 186,526 | 8,649 | 68 | 8,717 | 315,975 | 3,862 | 3,207 | 3,509 | 6,717 | 2,715 | 0 | 2,715 | 524,512 |
| D-2 | 3,297 | 3,051 | 981 | 385 | 68 | 25 | 7,806 | 51 | 7 | 58 | 13,224 | 204 | 124 | 172 | 295 | 117 | 0 | 117 | 21,702 |
| E | 806,063 | 856,521 | 368,552 | 148,643 | 1,856 | 649 | 2,182,283 | 13,454 | 7,237 | 20,691 | 3,696,788 | 70,790 | 35,054 | 47,580 | 82,634 | 35,090 | 0 | 35,090 | 6,088,277 |
| F1 | 0 | 0 | 0 | 0 | 0 | 0 | 0 | 0 | 0 | 0 | 0 | 0 | 0 | 0 | 0 | 0 | 0 | 0 | 0 |
| F2 | 230,880 | 338,728 | 76,202 | 35,670 | 247 | 74 | 681,800 | 133 | 196 | 329 | 1,154,970 | 16,427 | 13,951 | 10,798 | 24,749 | 13,658 | 0 | 13,658 | 1,891,934 |
| F3 | 101,998 | 70,301 | 23,520 | 17,157 | 338 | 105 | 213,419 | 953 | 2,524 | 3,476 | 361,531 | 5,521 | 2,989 | 2,156 | 4,745 | 3,625 | 0 | 3,625 | 592,317 |
| G | 48,601 | 67,974 | 9,474 | 5,615 | 358 | 108 | 132,129 | 1,135 | 10 | 1,145 | 223,827 | 2,621 | 2,736 | 2,405 | 5,141 | 2,779 | 0 | 2,779 | 367,641 |
| H | 26,605 | 17,445 | 8,670 | 3,713 | 60 | 11 | 56,505 | 135 | 452 | 586 | 95,719 | 2,633 | 983 | 1,631 | 2,613 | 268 | 0 | 268 | 158,323 |
| I | 8,653 | 7,858 | 3,970 | 1,617 | 27 | 5 | 22,131 | 45 | 89 | 134 | 37,490 | 969 | 326 | 395 | 721 | 177 | 0 | 177 | 61,622 |
| 合計 | 1,996,018 | 1,922,002 | 701,838 | 336,958 | 7,061 | 2,256 | 4,966,133 | 32,352 | 36,381 | 68,733 | 8,412,630 | 146,573 | 77,030 | 82,654 | 159,685 | 88,332 | 0 | 88,332 | 13,842,086 |

●事業を実施しない場合

| 氾濫 ブロック | 水系名:利根川 河川名:利根川 国勢調査年:H17 事業所統計調査年:H13 流量規模:1/50 | | | | | | | | | | | | | | | | | | | |
|------------|--|-----------|-----------|---------|-------|--------|-----------|--------------------|----------------|---------------------------|----------------|----------------|-------------------------|---------------------------|---------|---------|---|---------|------------|----------|
| | 事業所資産 | | | | | 農作物被害額 | | | | | | | | | | | | | | |
| | 家屋 | 家庭用品 | 在庫 | | 償却 | 小計 | 水稻 | 畑作物 | 小計 | 公共土木 施設等 被害額 | 営業 停止 損失 | | | | | | | | | |
| | | | 一般資産被害額 | 漁業資産 | | | | | | | | 清掃 労働 対価 | 家庭における 代替 活動 等 | 事業所 における 応急対策 費用 | | | | | | |
| 家屋 | 家庭用品 | 在庫 | 償却 | 小計 | 水稻 | 畑作物 | 小計 | 公共土木 施設等 被害額 | 営業 停止 損失 | 事業所 における 応急対策 費用 | その他の 間接被害 | 小計 | 合計 | 備考 | | | | | | |
| A | 318,921 | 183,647 | 69,621 | 47,137 | 2,028 | 605 | 621,358 | 4,787 | 8,951 | 13,638 | 1,052,590 | 17,529 | 6,872 | 5,141 | 12,013 | 10,848 | 0 | 10,848 | 1,727,965 | |
| B | 513,914 | 307,055 | 127,631 | 81,461 | 1,867 | 558 | 1,032,495 | 2,828 | 21,350 | 24,178 | 1,749,031 | 31,240 | 11,550 | 8,546 | 20,096 | 22,294 | 0 | 22,294 | 2,879,325 | |
| C | 104,837 | 131,066 | 34,212 | 16,659 | 350 | 104 | 287,229 | 1,223 | 13 | 1,236 | 486,565 | 6,837 | 5,200 | 3,922 | 9,121 | 4,796 | 0 | 4,796 | 795,784 | |
| D-1 | 86,173 | 94,717 | 25,834 | 10,738 | 817 | 288 | 218,565 | 9,242 | 72 | 9,315 | 370,250 | 4,519 | 3,734 | 3,910 | 7,644 | 3,403 | 0 | 3,403 | 613,695 | |
| D-2 | 5,773 | 6,334 | 1,553 | 626 | 81 | 30 | 14,398 | 60 | 10 | 70 | 24,389 | 322 | 238 | 309 | 547 | 205 | 0 | 205 | 39,931 | |
| E | 2,141,930 | 2,442,432 | 883,407 | 376,530 | 3,012 | 1,052 | 5,848,362 | 15,648 | 10,063 | 25,710 | 9,907,124 | 159,133 | 96,340 | 109,276 | 205,616 | 114,243 | 0 | 114,243 | 16,280,188 | 136.0km |
| F1 | 29,209 | 59,259 | 23,566 | 6,252 | 16 | 6 | 118,307 | 5 | 73 | 78 | 200,413 | 3,463 | 2,387 | 2,807 | 5,193 | 1,937 | 0 | 1,937 | 329,392 | |
| F2 | 385,666 | 544,932 | 119,849 | 58,435 | 392 | 115 | 1,109,389 | 195 | 289 | 483 | 1,879,305 | 27,168 | 22,469 | 16,501 | 38,970 | 22,193 | 0 | 22,193 | 3,077,508 | |
| F3 | 127,465 | 86,900 | 28,169 | 21,332 | 424 | 129 | 264,418 | 1,020 | 2,958 | 3,978 | 447,924 | 6,976 | 3,195 | 2,535 | 5,730 | 4,321 | 0 | 4,321 | 733,347 | |
| G | 66,439 | 87,783 | 12,244 | 7,188 | 423 | 125 | 174,202 | 1,192 | 12 | 1,204 | 295,097 | 3,508 | 3,567 | 2,925 | 6,492 | 3,549 | 0 | 3,549 | 484,051 | |
| H | 48,624 | 38,865 | 15,931 | 6,887 | 135 | 27 | 110,469 | 185 | 656 | 841 | 187,134 | 3,999 | 1,685 | 2,497 | 4,182 | 796 | 0 | 796 | 307,420 | |
| I | 15,351 | 16,225 | 7,791 | 3,800 | 60 | 10 | 43,237 | 69 | 123 | 192 | 73,243 | 1,698 | 612 | 636 | 1,248 | 508 | 0 | 508 | 120,127 | |
| 合計 | 3,843,701 | 3,999,214 | 1,349,806 | 637,042 | 9,604 | 3,050 | 9,842,418 | 36,453 | 44,469 | 80,922 | 16,673,054 | 266,391 | 157,849 | 159,003 | 316,852 | 189,093 | 0 | 189,093 | 27,368,731 | (単位:百万円) |

●事業を実施した場合

| 氾濫 ブロック | 水系名:利根川 河川名:利根川 国勢調査年:H17 事業所統計調査年:H13 流量規模:1/50 | | | | | | | | | | | | | | | | | | | |
|------------|--|-----------|-----------|---------|-------|--------|-----------|--------------------|----------------|---------------------------|----------------|----------------|-------------------------|---------------------------|---------|---------|---|---------|------------|----------|
| | 事業所資産 | | | | | 農作物被害額 | | | | | | | | | | | | | | |
| | 家屋 | 家庭用品 | 在庫 | | 償却 | 小計 | 水稻 | 畑作物 | 小計 | 公共土木 施設等 被害額 | 営業 停止 損失 | | | | | | | | | |
| | | | 一般資産被害額 | 漁業資産 | | | | | | | | 清掃 労働 対価 | 家庭における 代替 活動 等 | 事業所 における 応急対策 費用 | | | | | | |
| 家屋 | 家庭用品 | 在庫 | 償却 | 小計 | 水稻 | 畑作物 | 小計 | 公共土木 施設等 被害額 | 営業 停止 損失 | 事業所 における 応急対策 費用 | その他の 間接被害 | 小計 | 合計 | 備考 | | | | | | |
| A | 298,791 | 176,125 | 67,631 | 45,137 | 1,931 | 579 | 590,194 | 4,739 | 8,699 | 13,439 | 999,789 | 16,711 | 6,583 | 4,990 | 11,573 | 10,380 | 0 | 10,380 | 1,642,084 | |
| B | 485,935 | 293,922 | 123,348 | 78,235 | 1,783 | 535 | 983,158 | 2,744 | 20,521 | 23,265 | 1,665,470 | 30,027 | 11,046 | 8,222 | 19,268 | 21,370 | 0 | 21,370 | 2,742,557 | |
| C | 86,504 | 110,329 | 29,063 | 14,002 | 299 | 89 | 240,286 | 1,072 | 11 | 1,083 | 407,045 | 5,710 | 4,377 | 3,377 | 7,753 | 3,983 | 0 | 3,983 | 665,860 | |
| D-1 | 84,455 | 92,979 | 25,693 | 10,464 | 804 | 285 | 214,679 | 9,146 | 71 | 9,217 | 363,665 | 4,418 | 3,657 | 3,859 | 7,516 | 3,321 | 0 | 3,321 | 602,815 | |
| D-2 | 5,460 | 5,772 | 1,455 | 590 | 79 | 29 | 13,385 | 59 | 9 | 68 | 22,673 | 303 | 218 | 291 | 508 | 188 | 0 | 188 | 37,125 | |
| E | 1,573,979 | 1,796,812 | 679,542 | 278,457 | 2,743 | 961 | 4,332,492 | 15,848 | 9,674 | 25,522 | 7,339,242 | 125,163 | 71,033 | 87,907 | 158,941 | 76,322 | 0 | 76,322 | 12,057,683 | 136.0km |
| F1 | 13,505 | 28,146 | 10,641 | 2,847 | 7 | 3 | 55,148 | 2 | 35 | 37 | 93,421 | 1,505 | 1,098 | 1,284 | 2,382 | 927 | 0 | 927 | 153,420 | |
| F2 | 362,621 | 518,843 | 114,479 | 55,259 | 378 | 112 | 1,051,691 | 194 | 285 | 479 | 1,781,565 | 25,511 | 21,351 | 16,009 | 37,360 | 21,005 | 0 | 21,005 | 2,917,611 | |
| F3 | 122,125 | 83,451 | 27,382 | 20,643 | 407 | 124 | 254,132 | 1,008 | 2,852 | 3,860 | 430,500 | 6,712 | 3,072 | 2,460 | 5,531 | 4,185 | 0 | 4,185 | 704,921 | |
| G | 63,709 | 85,260 | 12,030 | 6,992 | 414 | 123 | 168,528 | 1,180 | 12 | 1,192 | 285,486 | 3,399 | 3,464 | 2,872 | 6,335 | 3,460 | 0 | 3,460 | 468,400 | |
| H | 39,029 | 29,721 | 12,761 | 5,438 | 105 | 20 | 87,074 | 160 | 562 | 723 | 147,504 | 3,384 | 1,369 | 2,122 | 3,491 | 560 | 0 | 560 | 242,735 | |
| I | 12,742 | 12,965 | 6,009 | 2,677 | 48 | 8 | 34,450 | 56 | 108 | 164 | 58,359 | 1,332 | 492 | 532 | 1,024 | 353 | 0 | 353 | 95,681 | |
| 合計 | 3,148,254 | 3,234,325 | 1,110,033 | 520,740 | 8,998 | 2,867 | 8,025,217 | 36,207 | 42,839 | 79,046 | 13,594,718 | 224,175 | 127,758 | 133,925 | 261,683 | 146,052 | 0 | 146,052 | 22,330,891 | (単位:百万円) |

●事業を実施しない場合

| 氾濫 ブロック | 水系名:利根川 河川名:利根川 国勢調査年:H17 事業所統計調査年:H13 流量規模:1/100 | | | | | | | | | | | | | | | | | | | |
|------------|---|-----------|-----------|-----------|--------|--------|------------|--------|--------------------|----------------|------------------|---------------|---------|---------|---------|---------|---|---------|------------|----------|
| | 一般資産被害額 | | | | | 農作物被害額 | | | | | | | | | | | | | | |
| | 家屋 | 家庭用品 | 事業所資産 | | 小計 | 水稻 | 畑作物 | 小計 | 公共土木 施設等 被害額 | 営業 停止 損失 | 家庭における 応急対策費用 | | | | | | | | | |
| | | | 償却 | 在庫 | | | | | | | 清掃 労働 対価 | 代替 活動 等 | | | | | | | | |
| A | 383,963 | 209,223 | 78,066 | 53,750 | 2,316 | 685 | 728,003 | 4,985 | 9,364 | 14,349 | 1,233,236 | 20,441 | 7,916 | 5,805 | 13,721 | 12,446 | 0 | 12,446 | 2,022,197 | |
| B | 613,924 | 358,877 | 146,593 | 94,700 | 2,188 | 650 | 1,216,932 | 3,076 | 24,776 | 27,852 | 2,061,493 | 36,748 | 13,549 | 9,854 | 23,403 | 25,862 | 0 | 25,862 | 3,392,290 | |
| C | 143,069 | 170,284 | 42,221 | 21,376 | 438 | 128 | 377,485 | 1,411 | 15 | 1,426 | 639,459 | 9,210 | 6,788 | 4,807 | 11,595 | 6,214 | 0 | 6,214 | 1,045,389 | |
| D-1 | 108,225 | 113,924 | 28,988 | 13,376 | 971 | 332 | 285,816 | 9,913 | 77 | 9,990 | 450,292 | 5,444 | 4,471 | 4,458 | 8,929 | 4,348 | 0 | 4,348 | 744,819 | |
| D-2 | 9,573 | 9,917 | 2,500 | 1,084 | 114 | 41 | 23,229 | 75 | 17 | 92 | 39,349 | 532 | 375 | 446 | 821 | 344 | 0 | 344 | 64,366 | |
| E | 4,370,837 | 4,978,830 | 1,589,991 | 718,217 | 4,322 | 1,470 | 11,643,668 | 16,392 | 12,157 | 28,549 | 19,724,373 | 290,474 | 190,558 | 186,344 | 376,903 | 246,913 | 0 | 246,913 | 32,310,879 | 136.0km |
| F1 | 109,474 | 208,710 | 94,163 | 24,370 | 66 | 25 | 436,807 | 16 | 224 | 239 | 739,951 | 13,548 | 8,896 | 9,761 | 18,657 | 7,691 | 0 | 7,691 | 1,216,893 | |
| F2 | 474,462 | 635,922 | 139,638 | 70,221 | 446 | 130 | 1,320,819 | 222 | 323 | 545 | 2,237,467 | 34,187 | 26,575 | 18,404 | 44,979 | 26,560 | 0 | 26,560 | 3,664,557 | |
| F3 | 159,911 | 106,488 | 33,554 | 25,947 | 521 | 157 | 326,578 | 1,102 | 3,529 | 4,631 | 553,224 | 8,821 | 3,949 | 2,967 | 6,916 | 5,139 | 0 | 5,139 | 905,309 | |
| G | 93,158 | 116,985 | 16,340 | 9,255 | 524 | 156 | 236,419 | 1,362 | 17 | 1,379 | 400,493 | 4,813 | 4,819 | 3,811 | 8,630 | 4,425 | 0 | 4,425 | 656,159 | |
| H | 60,167 | 50,492 | 19,733 | 8,621 | 174 | 36 | 139,222 | 205 | 755 | 960 | 235,843 | 4,668 | 2,070 | 2,901 | 4,971 | 1,123 | 0 | 1,123 | 386,786 | |
| I | 17,850 | 19,325 | 9,526 | 4,999 | 71 | 12 | 51,783 | 79 | 137 | 215 | 87,720 | 2,076 | 724 | 724 | 1,448 | 664 | 0 | 664 | 143,905 | |
| 合計 | 6,544,612 | 6,978,947 | 2,181,314 | 1,045,916 | 12,150 | 3,821 | 16,766,759 | 38,837 | 51,391 | 90,228 | 28,402,888 | 430,961 | 270,690 | 250,281 | 520,971 | 341,731 | 0 | 341,731 | 46,553,539 | (単位:百万円) |

●事業を実施した場合

| 氾濫 ブロック | 水系名:利根川 河川名:利根川 国勢調査年:H17 事業所統計調査年:H13 流量規模:1/100 | | | | | | | | | | | | | | | | | | | |
|------------|---|-----------|-----------|---------|--------|--------|------------|--------|--------------------|----------------|------------------|---------------|---------|---------|---------|---------|---|---------|------------|----------|
| | 一般資産被害額 | | | | | 農作物被害額 | | | | | | | | | | | | | | |
| | 家屋 | 家庭用品 | 事業所資産 | | 小計 | 水稻 | 畑作物 | 小計 | 公共土木 施設等 被害額 | 営業 停止 損失 | 家庭における 応急対策費用 | | | | | | | | | |
| | | | 償却 | 在庫 | | | | | | | 清掃 労働 対価 | 代替 活動 等 | | | | | | | | |
| A | 366,200 | 202,320 | 75,943 | 52,073 | 2,240 | 664 | 699,440 | 4,930 | 9,222 | 14,152 | 1,184,850 | 19,691 | 7,635 | 5,616 | 13,251 | 12,033 | 0 | 12,033 | 1,943,416 | |
| B | 592,955 | 348,763 | 142,791 | 91,607 | 2,121 | 631 | 1,178,868 | 3,024 | 24,081 | 27,106 | 1,997,002 | 35,478 | 13,152 | 9,606 | 22,758 | 25,079 | 0 | 25,079 | 3,286,291 | |
| C | 139,073 | 166,822 | 41,104 | 20,980 | 431 | 126 | 388,536 | 1,406 | 15 | 1,421 | 624,300 | 9,003 | 6,654 | 4,746 | 11,400 | 6,071 | 0 | 6,071 | 1,020,731 | |
| D-1 | 105,699 | 111,735 | 29,038 | 13,114 | 954 | 327 | 260,867 | 9,869 | 77 | 9,946 | 441,909 | 5,356 | 4,393 | 4,405 | 8,797 | 4,242 | 0 | 4,242 | 731,117 | |
| D-2 | 9,142 | 9,668 | 2,448 | 1,057 | 114 | 40 | 22,468 | 73 | 17 | 90 | 38,061 | 517 | 360 | 434 | 794 | 334 | 0 | 334 | 62,264 | |
| E | 3,665,381 | 4,162,070 | 1,343,695 | 607,995 | 3,902 | 1,336 | 9,784,379 | 16,179 | 11,510 | 27,689 | 16,574,737 | 248,519 | 160,297 | 161,724 | 322,022 | 204,337 | 0 | 204,337 | 27,161,682 | 136.0km |
| F1 | 103,603 | 198,172 | 87,905 | 22,985 | 62 | 23 | 412,749 | 15 | 218 | 233 | 699,197 | 12,744 | 8,438 | 9,333 | 17,771 | 7,267 | 0 | 7,267 | 1,149,961 | |
| F2 | 460,285 | 620,891 | 136,032 | 68,165 | 437 | 127 | 1,285,936 | 212 | 315 | 527 | 2,178,375 | 32,983 | 25,907 | 18,081 | 43,988 | 25,773 | 0 | 25,773 | 3,567,581 | |
| F3 | 154,610 | 103,515 | 32,737 | 25,263 | 505 | 153 | 316,783 | 1,090 | 3,429 | 4,519 | 536,630 | 8,531 | 3,833 | 2,901 | 6,734 | 5,015 | 0 | 5,015 | 878,211 | |
| G | 90,210 | 114,383 | 15,924 | 9,045 | 513 | 153 | 230,228 | 1,337 | 17 | 1,353 | 390,007 | 4,671 | 4,685 | 3,717 | 8,402 | 4,346 | 0 | 4,346 | 639,007 | |
| H | 52,474 | 43,281 | 17,265 | 7,458 | 149 | 31 | 120,657 | 191 | 680 | 871 | 204,393 | 4,186 | 1,818 | 2,618 | 4,436 | 928 | 0 | 928 | 335,470 | |
| I | 16,058 | 17,145 | 8,323 | 4,222 | 63 | 11 | 45,822 | 72 | 127 | 199 | 77,622 | 1,836 | 648 | 659 | 1,307 | 577 | 0 | 577 | 127,362 | |
| 合計 | 5,755,687 | 6,098,765 | 1,933,205 | 923,963 | 11,490 | 3,621 | 14,726,731 | 38,397 | 49,707 | 88,104 | 24,947,082 | 383,516 | 237,820 | 223,837 | 461,657 | 296,003 | 0 | 296,003 | 40,903,093 | (単位:百万円) |

●事業を実施しない場合

| 氾濫ブロック | 水系名:利根川 河川名:利根川 | | | | | | | | | | 事業所統計調査年:H13 | | | | 備考 | | | |
|--------|-----------------|-----------|-----------|-----------|--------|-------|------------|--------|--------|---------|--------------|---------|---------------|---------|---------|---------|------------|------------|
| | 一般資産被害額 | | | | | 農漁家資産 | | | | | 家庭における応急対策費用 | | 事業所における応急対策費用 | 小計 | | 合計 | | |
| | 家屋 | 家庭用品 | 事業所資産 | | 農漁家資産 | 在庫 | 償却 | 在庫 | 償却 | 水稲 | 畑作物 | 小計 | | | | | 営業停止損失 | 公共土木施設等被害額 |
| | | | 在庫 | 償却 | | | | | | | | | 水稲 | 畑作物 | | 小計 | | |
| A | 445,624 | 234,347 | 86,959 | 60,353 | 2,561 | 749 | 830,594 | 5,116 | 9,715 | 14,832 | 1,407,026 | 23,362 | 8,900 | 6,428 | 15,329 | 14,172 | 2,305,314 | |
| B | 707,655 | 403,013 | 163,515 | 106,724 | 2,454 | 726 | 1,394,087 | 3,374 | 27,773 | 31,147 | 2,344,643 | 41,536 | 15,237 | 10,986 | 26,223 | 29,199 | 3,856,834 | |
| C | 171,519 | 192,660 | 47,994 | 24,343 | 480 | 139 | 437,134 | 1,446 | 16 | 1,462 | 740,506 | 10,805 | 7,739 | 5,240 | 12,979 | 7,184 | 1,210,070 | |
| D-1 | 126,817 | 130,040 | 31,875 | 15,336 | 1,105 | 369 | 305,543 | 10,334 | 80 | 10,414 | 517,590 | 6,123 | 5,082 | 4,883 | 9,965 | 5,097 | 854,731 | |
| D-2 | 14,007 | 14,547 | 3,242 | 1,397 | 132 | 46 | 33,371 | 89 | 23 | 112 | 56,530 | 689 | 559 | 645 | 1,204 | 464 | 92,369 | |
| E | 6,077,836 | 6,576,349 | 1,948,463 | 939,585 | 5,308 | 1,756 | 15,549,296 | 19,099 | 14,162 | 33,260 | 26,340,507 | 384,400 | 252,994 | 226,055 | 479,049 | 331,056 | 43,117,568 | |
| F1 | 193,605 | 375,928 | 172,950 | 44,879 | 127 | 48 | 787,537 | 27 | 403 | 430 | 1,334,087 | 24,937 | 15,882 | 17,431 | 33,314 | 14,316 | 2,194,621 | |
| F2 | 550,061 | 709,286 | 156,924 | 80,563 | 495 | 143 | 1,497,472 | 346 | 432 | 778 | 2,536,716 | 39,733 | 29,783 | 19,915 | 49,698 | 30,047 | 4,154,444 | |
| F3 | 200,080 | 134,350 | 41,269 | 31,635 | 640 | 191 | 408,163 | 1,184 | 4,322 | 5,505 | 691,427 | 11,091 | 5,003 | 3,666 | 8,670 | 6,184 | 1,131,040 | |
| G | 120,172 | 147,915 | 20,904 | 11,523 | 627 | 187 | 301,328 | 1,529 | 23 | 1,552 | 510,449 | 6,207 | 6,219 | 4,737 | 10,956 | 5,397 | 835,889 | |
| H | 69,205 | 59,840 | 22,560 | 9,865 | 214 | 45 | 161,729 | 216 | 808 | 1,024 | 273,968 | 5,088 | 2,365 | 3,167 | 5,533 | 1,422 | 448,764 | |
| I | 19,703 | 21,893 | 10,909 | 6,021 | 79 | 13 | 58,618 | 84 | 143 | 226 | 99,298 | 2,383 | 815 | 786 | 1,601 | 812 | 162,938 | |
| 合計 | 8,696,284 | 9,000,168 | 2,707,563 | 1,332,222 | 14,222 | 4,411 | 21,754,868 | 42,844 | 57,899 | 100,743 | 36,852,748 | 556,353 | 350,580 | 303,940 | 654,520 | 445,348 | 60,364,530 | |

●事業を実施した場合

| 氾濫ブロック | 水系名:利根川 河川名:利根川 | | | | | | | | | | 事業所統計調査年:H13 | | | | 備考 | | | |
|--------|-----------------|-----------|-----------|-----------|--------|-------|------------|--------|--------|--------|--------------|---------|---------------|---------|---------|---------|------------|------------|
| | 一般資産被害額 | | | | | 農漁家資産 | | | | | 家庭における応急対策費用 | | 事業所における応急対策費用 | 小計 | | 合計 | | |
| | 家屋 | 家庭用品 | 事業所資産 | | 農漁家資産 | 在庫 | 償却 | 在庫 | 償却 | 水稲 | 畑作物 | 小計 | | | | | 営業停止損失 | 公共土木施設等被害額 |
| | | | 在庫 | 償却 | | | | | | | | | 水稲 | 畑作物 | | 小計 | | |
| A | 431,890 | 228,665 | 84,357 | 58,615 | 2,505 | 735 | 806,767 | 5,087 | 9,635 | 14,722 | 1,366,663 | 22,608 | 8,676 | 6,283 | 14,959 | 13,764 | 2,239,433 | |
| B | 690,212 | 395,361 | 160,541 | 104,548 | 2,405 | 711 | 1,353,779 | 3,292 | 27,272 | 30,564 | 2,293,302 | 40,698 | 14,922 | 10,763 | 25,685 | 28,593 | 3,772,620 | |
| C | 168,104 | 189,993 | 47,124 | 24,023 | 475 | 137 | 429,856 | 1,443 | 16 | 1,459 | 728,175 | 10,611 | 7,623 | 5,196 | 12,819 | 7,078 | 1,189,998 | |
| D-1 | 124,240 | 128,098 | 31,598 | 15,139 | 1,090 | 365 | 300,531 | 10,286 | 80 | 10,366 | 509,100 | 6,050 | 5,002 | 4,832 | 9,834 | 5,023 | 840,902 | |
| D-2 | 13,476 | 13,689 | 3,167 | 1,362 | 130 | 46 | 31,869 | 87 | 22 | 109 | 53,985 | 674 | 529 | 620 | 1,149 | 442 | 88,229 | |
| E | 5,692,113 | 6,210,715 | 1,866,853 | 890,335 | 5,082 | 1,694 | 14,666,792 | 18,472 | 13,753 | 32,225 | 24,845,546 | 363,556 | 239,028 | 217,830 | 456,858 | 311,172 | 40,676,149 | |
| F1 | 171,981 | 335,722 | 151,935 | 39,553 | 112 | 42 | 699,346 | 24 | 347 | 370 | 1,184,692 | 21,794 | 14,126 | 15,431 | 29,558 | 12,775 | 1,948,535 | |
| F2 | 534,914 | 696,844 | 154,063 | 78,801 | 486 | 140 | 1,465,248 | 253 | 373 | 626 | 2,482,131 | 38,578 | 29,159 | 19,600 | 48,760 | 29,453 | 4,064,796 | |
| F3 | 194,509 | 130,623 | 40,199 | 30,781 | 621 | 185 | 396,919 | 1,174 | 4,221 | 5,396 | 672,381 | 10,767 | 4,870 | 3,593 | 8,464 | 6,026 | 1,099,952 | |
| G | 116,251 | 143,103 | 20,267 | 11,204 | 616 | 184 | 291,624 | 1,512 | 21 | 1,533 | 494,010 | 6,041 | 6,040 | 4,639 | 10,679 | 5,296 | 809,183 | |
| H | 63,130 | 53,395 | 20,540 | 9,034 | 190 | 40 | 146,328 | 207 | 768 | 975 | 247,880 | 4,788 | 2,158 | 2,971 | 5,128 | 1,216 | 406,315 | |
| I | 18,412 | 20,111 | 10,077 | 5,453 | 72 | 12 | 54,137 | 80 | 137 | 217 | 91,708 | 2,202 | 753 | 740 | 1,492 | 713 | 150,469 | |
| 合計 | 8,219,231 | 8,546,318 | 2,590,721 | 1,268,847 | 13,786 | 4,291 | 20,643,194 | 41,916 | 56,646 | 98,562 | 34,969,572 | 528,366 | 332,886 | 292,498 | 625,384 | 421,553 | 57,296,630 | |

(単位:百万円)

①【S16.07.19】
●事業を実施しない場合
様式-3

| 氾濫 ブロック | 水系名:利根川 河川名:利根川 国勢調査年:H17 事業所統計調査年:H13 流量規模:1/3 | | | | | | | | | | | | | |
|------------|---|--------|--------|-------|-----|--------|---------|-------|--------------------|----------------|------------------|---------------|---------------------------|--------------|
| | 事業所資産被雪額 | | | | | 農作物被雪額 | | | | | | | | |
| | 家屋 | 家庭用品 | 事業所資産 | | 小計 | 水稲 | 畑作物 | 小計 | 公共土木 施設等 被害額 | 営業 停止 損失 | 家庭における 応急対策費用 | | | |
| | | | 償却 | 在庫 | | | | | | | 清掃 労働 対価 | 代替 活動 等 | 事業所 における 応急対策 費用 | その他の 間接被害 |
| A | 0 | 0 | 0 | 0 | 0 | 0 | 0 | 0 | 0 | 0 | 0 | 0 | | |
| B | 0 | 0 | 0 | 0 | 0 | 0 | 0 | 0 | 0 | 0 | 0 | 0 | | |
| C | 0 | 0 | 0 | 0 | 0 | 0 | 0 | 0 | 0 | 0 | 0 | 0 | | |
| D-1 | 28,856 | 36,082 | 10,388 | 3,160 | 323 | 117 | 78,926 | 5,240 | 1,697 | 1,489 | 1,889 | 3,378 | 898 | 223,839 |
| D-2 | 779 | 582 | 251 | 109 | 34 | 11 | 1,766 | 28 | 61 | 22 | 36 | 58 | 15 | 4,922 |
| E | 0 | 0 | 0 | 0 | 0 | 0 | 0 | 0 | 0 | 0 | 0 | 0 | 0 | 0 |
| F1 | 0 | 0 | 0 | 0 | 0 | 0 | 0 | 0 | 0 | 0 | 0 | 0 | 0 | 0 |
| F2 | 0 | 0 | 0 | 0 | 0 | 0 | 0 | 0 | 0 | 0 | 0 | 0 | 0 | 0 |
| F3 | 25,759 | 13,690 | 5,974 | 3,969 | 81 | 28 | 49,501 | 446 | 1,481 | 549 | 667 | 1,216 | 797 | 138,137 |
| G | 17,476 | 26,175 | 2,563 | 1,911 | 107 | 35 | 48,267 | 793 | 697 | 976 | 887 | 1,863 | 960 | 134,346 |
| H | 0 | 0 | 0 | 0 | 0 | 0 | 0 | 0 | 0 | 0 | 0 | 0 | 0 | 0 |
| I | 0 | 0 | 0 | 0 | 0 | 0 | 0 | 0 | 0 | 0 | 0 | 0 | 0 | 0 |
| 合計 | 72,870 | 76,529 | 19,176 | 9,149 | 545 | 191 | 178,460 | 6,477 | 3,936 | 3,036 | 3,479 | 6,515 | 2,670 | 501,244 |

●事業を実施した場合
様式-3

| 氾濫 ブロック | 水系名:利根川 河川名:利根川 国勢調査年:H17 事業所統計調査年:H13 流量規模:1/3 | | | | | | | | | | | | | |
|------------|---|--------|--------|-------|-----|--------|---------|-------|--------------------|----------------|------------------|---------------|---------------------------|--------------|
| | 事業所資産被雪額 | | | | | 農作物被雪額 | | | | | | | | |
| | 家屋 | 家庭用品 | 事業所資産 | | 小計 | 水稲 | 畑作物 | 小計 | 公共土木 施設等 被害額 | 営業 停止 損失 | 家庭における 応急対策費用 | | | |
| | | | 償却 | 在庫 | | | | | | | 清掃 労働 対価 | 代替 活動 等 | 事業所 における 応急対策 費用 | その他の 間接被害 |
| A | 0 | 0 | 0 | 0 | 0 | 0 | 0 | 0 | 0 | 0 | 0 | 0 | 0 | |
| B | 0 | 0 | 0 | 0 | 0 | 0 | 0 | 0 | 0 | 0 | 0 | 0 | 0 | |
| C | 0 | 0 | 0 | 0 | 0 | 0 | 0 | 0 | 0 | 0 | 0 | 0 | 0 | |
| D-1 | 28,499 | 35,817 | 9,594 | 3,074 | 320 | 116 | 77,420 | 5,179 | 1,648 | 1,473 | 1,865 | 3,338 | 872 | 219,637 |
| D-2 | 779 | 582 | 251 | 109 | 34 | 11 | 1,766 | 28 | 61 | 22 | 36 | 58 | 15 | 4,922 |
| E | 0 | 0 | 0 | 0 | 0 | 0 | 0 | 0 | 0 | 0 | 0 | 0 | 0 | 0 |
| F1 | 0 | 0 | 0 | 0 | 0 | 0 | 0 | 0 | 0 | 0 | 0 | 0 | 0 | 0 |
| F2 | 0 | 0 | 0 | 0 | 0 | 0 | 0 | 0 | 0 | 0 | 0 | 0 | 0 | 0 |
| F3 | 25,622 | 13,612 | 5,964 | 3,961 | 81 | 28 | 49,268 | 445 | 1,475 | 542 | 656 | 1,198 | 796 | 137,477 |
| G | 17,456 | 26,148 | 2,552 | 1,905 | 107 | 35 | 48,203 | 788 | 693 | 975 | 885 | 1,860 | 960 | 134,162 |
| H | 0 | 0 | 0 | 0 | 0 | 0 | 0 | 0 | 0 | 0 | 0 | 0 | 0 | 0 |
| I | 0 | 0 | 0 | 0 | 0 | 0 | 0 | 0 | 0 | 0 | 0 | 0 | 0 | 0 |
| 合計 | 72,356 | 76,159 | 18,361 | 9,049 | 542 | 190 | 176,657 | 6,440 | 3,877 | 3,012 | 3,442 | 6,454 | 2,643 | 496,198 |

①【S16.07.19】
●事業を実施しない場合
様式-3

| 汎濫 ブロック | 水系名:利根川 河川名:利根川 国勢調査年:H17 事業所統計調査年:H13 流量規模:1/5 | | | | | | | | | | | | | | | | |
|------------|---|---------|--------|--------|-------|--------|---------|--------|--------------------|----------------|------------------|---------------|--------|---------------------------|--------------|--------|-----------|
| | 一般資産被書額 | | | | | 農作物被書額 | | | | | | | | | | | |
| | 家屋 | 家庭用品 | 事業所資産 | | 小計 | 水稲 | 畑作物 | 小計 | 公共土木 施設等 被書額 | 営業 停止 損失 | 家庭における 応急対策費用 | | | | | | |
| | | | 償却 | 在庫 | | | | | | | 清掃 労働 対価 | 代替 活動 等 | 小計 | 事業所 における 応急対策 費用 | その他の 間接被害 | | |
| A | 0 | 0 | 0 | 0 | 0 | 0 | 0 | 0 | 0 | 0 | 0 | 0 | 0 | 0 | 0 | 0 | |
| B | 208,831 | 151,013 | 63,375 | 38,346 | 798 | 242 | 462,605 | 1,825 | 9,964 | 11,789 | 783,652 | 15,252 | 5,714 | 4,447 | 10,161 | 11,298 | 1,294,757 |
| C | 0 | 0 | 0 | 0 | 0 | 0 | 0 | 0 | 0 | 0 | 0 | 0 | 0 | 0 | 0 | 0 | 0 |
| D-1 | 51,591 | 56,707 | 16,651 | 5,739 | 529 | 190 | 131,407 | 6,835 | 58 | 6,893 | 222,604 | 2,732 | 2,326 | 2,717 | 5,043 | 1,651 | 370,330 |
| D-2 | 1,561 | 1,205 | 558 | 196 | 48 | 16 | 3,584 | 40 | 4 | 44 | 6,073 | 113 | 53 | 84 | 137 | 47 | 9,998 |
| E | 0 | 0 | 0 | 0 | 0 | 0 | 0 | 0 | 0 | 0 | 0 | 0 | 0 | 0 | 0 | 0 | 0 |
| F1 | 0 | 0 | 0 | 0 | 0 | 0 | 0 | 0 | 0 | 0 | 0 | 0 | 0 | 0 | 0 | 0 | 0 |
| F2 | 0 | 0 | 0 | 0 | 0 | 0 | 0 | 0 | 0 | 0 | 0 | 0 | 0 | 0 | 0 | 0 | 0 |
| F3 | 50,776 | 35,789 | 13,935 | 9,077 | 167 | 55 | 109,799 | 729 | 1,488 | 2,217 | 185,998 | 2,956 | 1,305 | 1,350 | 2,655 | 1,927 | 305,552 |
| G | 25,170 | 38,238 | 5,376 | 3,099 | 240 | 78 | 72,201 | 1,068 | 6 | 1,074 | 122,310 | 1,416 | 1,507 | 1,550 | 3,057 | 1,476 | 201,534 |
| H | 0 | 0 | 0 | 0 | 0 | 0 | 0 | 0 | 0 | 0 | 0 | 0 | 0 | 0 | 0 | 0 | 0 |
| I | 0 | 0 | 0 | 0 | 0 | 0 | 0 | 0 | 0 | 0 | 0 | 0 | 0 | 0 | 0 | 0 | 0 |
| 合計 | 337,929 | 282,952 | 99,895 | 56,457 | 1,782 | 581 | 779,596 | 10,497 | 11,520 | 22,017 | 1,320,637 | 22,469 | 10,905 | 10,148 | 21,053 | 16,399 | 2,182,171 |

●事業を実施した場合
様式-3

| 汎濫 ブロック | 水系名:利根川 河川名:利根川 国勢調査年:H17 事業所統計調査年:H13 流量規模:1/5 | | | | | | | | | | | | | | | | |
|------------|---|---------|--------|--------|-------|--------|---------|--------|--------------------|----------------|------------------|---------------|--------|---------------------------|--------------|--------|-----------|
| | 一般資産被書額 | | | | | 農作物被書額 | | | | | | | | | | | |
| | 家屋 | 家庭用品 | 事業所資産 | | 小計 | 水稲 | 畑作物 | 小計 | 公共土木 施設等 被書額 | 営業 停止 損失 | 家庭における 応急対策費用 | | | | | | |
| | | | 償却 | 在庫 | | | | | | | 清掃 労働 対価 | 代替 活動 等 | 小計 | 事業所 における 応急対策 費用 | その他の 間接被害 | | |
| A | 0 | 0 | 0 | 0 | 0 | 0 | 0 | 0 | 0 | 0 | 0 | 0 | 0 | 0 | 0 | 0 | 0 |
| B | 197,031 | 145,650 | 61,656 | 37,228 | 752 | 229 | 442,546 | 1,781 | 9,567 | 11,348 | 749,672 | 14,624 | 5,504 | 4,312 | 9,816 | 10,979 | 1,238,985 |
| C | 0 | 0 | 0 | 0 | 0 | 0 | 0 | 0 | 0 | 0 | 0 | 0 | 0 | 0 | 0 | 0 | 0 |
| D-1 | 50,804 | 56,202 | 16,371 | 5,647 | 523 | 188 | 129,735 | 6,821 | 58 | 6,879 | 219,770 | 2,695 | 2,306 | 2,697 | 5,003 | 1,630 | 365,712 |
| D-2 | 1,527 | 1,195 | 532 | 192 | 48 | 16 | 3,510 | 40 | 4 | 44 | 5,948 | 108 | 52 | 81 | 133 | 47 | 9,790 |
| E | 0 | 0 | 0 | 0 | 0 | 0 | 0 | 0 | 0 | 0 | 0 | 0 | 0 | 0 | 0 | 0 | 0 |
| F1 | 0 | 0 | 0 | 0 | 0 | 0 | 0 | 0 | 0 | 0 | 0 | 0 | 0 | 0 | 0 | 0 | 0 |
| F2 | 0 | 0 | 0 | 0 | 0 | 0 | 0 | 0 | 0 | 0 | 0 | 0 | 0 | 0 | 0 | 0 | 0 |
| F3 | 50,054 | 35,369 | 13,795 | 8,942 | 164 | 54 | 108,378 | 719 | 1,447 | 2,166 | 183,593 | 2,922 | 1,290 | 1,336 | 2,626 | 1,913 | 301,598 |
| G | 25,130 | 38,218 | 5,367 | 3,095 | 233 | 77 | 72,120 | 1,068 | 6 | 1,074 | 122,170 | 1,413 | 1,506 | 1,550 | 3,056 | 1,474 | 201,307 |
| H | 0 | 0 | 0 | 0 | 0 | 0 | 0 | 0 | 0 | 0 | 0 | 0 | 0 | 0 | 0 | 0 | 0 |
| I | 0 | 0 | 0 | 0 | 0 | 0 | 0 | 0 | 0 | 0 | 0 | 0 | 0 | 0 | 0 | 0 | 0 |
| 合計 | 324,546 | 276,634 | 97,721 | 55,104 | 1,720 | 564 | 756,289 | 10,429 | 11,082 | 21,511 | 1,281,153 | 21,762 | 10,658 | 9,976 | 20,634 | 16,043 | 2,117,392 |

①【S16.07.19】
●事業を実施しない場合
様式-3

| 氾濫 ブロック | 水系名:利根川 河川名:利根川 国勢調査年:H17 事業所統計調査年:H13 流量規模:1/10 | | | | | | | | | | | | | | | | | | | | |
|------------|--|---------|---------|--------|-------|--------|-----------|--------|--------------------|----------------|------------------|---------------|--------|---------------------------|--------------|---|--------|-----------|---|---|---|
| | 一般資産被害額 | | | | | 農作物被害額 | | | | | | | | | | | | | | | |
| | 家屋 | 家庭用品 | 事業所資産 | | 小計 | 水稻 | 畑作物 | 小計 | 公共土木 施設等 被害額 | 営業 停止 損失 | 家庭における 応急対策費用 | | | | | | | | | | |
| | | | 償却 | 在庫 | | | | | | | 清掃 労働 対価 | 代替 活動 等 | 小計 | 事業所 における 応急対策 費用 | その他の 間接被害 | | | | | | |
| A | 0 | 0 | 0 | 0 | 0 | 0 | 0 | 0 | 0 | 0 | 0 | 0 | 0 | 0 | 0 | 0 | 0 | 0 | 0 | 0 | |
| B | 346,021 | 223,713 | 97,130 | 60,327 | 1,337 | 405 | 728,933 | 2,350 | 15,485 | 17,835 | 8,313 | 6,336 | 14,649 | 16,246 | 16,246 | 0 | 16,246 | 2,035,312 | 0 | 0 | 0 |
| C | 0 | 0 | 0 | 0 | 0 | 0 | 0 | 0 | 0 | 0 | 0 | 0 | 0 | 0 | 0 | 0 | 0 | 0 | 0 | 0 | 0 |
| D-1 | 71,748 | 81,501 | 23,686 | 8,870 | 712 | 252 | 186,769 | 8,139 | 69 | 8,208 | 3,234 | 3,503 | 6,737 | 2,667 | 2,667 | 0 | 2,667 | 524,713 | 0 | 0 | 0 |
| D-2 | 3,692 | 3,125 | 1,181 | 451 | 79 | 29 | 8,557 | 51 | 6 | 57 | 119 | 160 | 279 | 148 | 148 | 0 | 148 | 23,744 | 0 | 0 | 0 |
| E | 0 | 0 | 0 | 0 | 0 | 0 | 0 | 0 | 0 | 0 | 0 | 0 | 0 | 0 | 0 | 0 | 0 | 0 | 0 | 0 | 0 |
| F1 | 0 | 0 | 0 | 0 | 0 | 0 | 0 | 0 | 0 | 0 | 0 | 0 | 0 | 0 | 0 | 0 | 0 | 0 | 0 | 0 | 0 |
| F2 | 0 | 0 | 0 | 0 | 0 | 0 | 0 | 0 | 0 | 0 | 0 | 0 | 0 | 0 | 0 | 0 | 0 | 0 | 0 | 0 | 0 |
| F3 | 83,026 | 57,325 | 20,468 | 14,413 | 265 | 85 | 175,582 | 921 | 2,271 | 3,192 | 2,156 | 1,911 | 4,067 | 3,060 | 3,060 | 0 | 3,060 | 487,852 | 0 | 0 | 0 |
| G | 49,539 | 71,527 | 10,182 | 5,790 | 365 | 109 | 137,512 | 1,137 | 10 | 1,147 | 2,853 | 2,503 | 5,356 | 2,926 | 2,926 | 0 | 2,926 | 382,519 | 0 | 0 | 0 |
| H | 0 | 0 | 0 | 0 | 0 | 0 | 0 | 0 | 0 | 0 | 0 | 0 | 0 | 0 | 0 | 0 | 0 | 0 | 0 | 0 | 0 |
| I | 0 | 0 | 0 | 0 | 0 | 0 | 0 | 0 | 0 | 0 | 0 | 0 | 0 | 0 | 0 | 0 | 0 | 0 | 0 | 0 | 0 |
| 合計 | 554,026 | 437,191 | 152,647 | 89,851 | 2,758 | 880 | 1,237,353 | 12,598 | 17,841 | 30,439 | 16,675 | 14,413 | 31,088 | 25,047 | 25,047 | 0 | 25,047 | 3,454,140 | 0 | 0 | 0 |

●事業を実施した場合
様式-3

| 氾濫 ブロック | 水系名:利根川 河川名:利根川 国勢調査年:H17 事業所統計調査年:H13 流量規模:1/10 | | | | | | | | | | | | | | | | | | | | |
|------------|--|---------|---------|--------|-------|--------|-----------|--------|--------------------|----------------|------------------|---------------|--------|---------------------------|--------------|---|--------|-----------|---|---|---|
| | 一般資産被害額 | | | | | 農作物被害額 | | | | | | | | | | | | | | | |
| | 家屋 | 家庭用品 | 事業所資産 | | 小計 | 水稻 | 畑作物 | 小計 | 公共土木 施設等 被害額 | 営業 停止 損失 | 家庭における 応急対策費用 | | | | | | | | | | |
| | | | 償却 | 在庫 | | | | | | | 清掃 労働 対価 | 代替 活動 等 | 小計 | 事業所 における 応急対策 費用 | その他の 間接被害 | | | | | | |
| A | 0 | 0 | 0 | 0 | 0 | 0 | 0 | 0 | 0 | 0 | 0 | 0 | 0 | 0 | 0 | 0 | 0 | 0 | 0 | 0 | 0 |
| B | 339,426 | 221,753 | 95,333 | 58,773 | 1,312 | 396 | 716,993 | 2,334 | 15,160 | 17,494 | 8,245 | 6,271 | 14,516 | 16,104 | 16,104 | 0 | 16,104 | 2,002,147 | 0 | 0 | 0 |
| C | 0 | 0 | 0 | 0 | 0 | 0 | 0 | 0 | 0 | 0 | 0 | 0 | 0 | 0 | 0 | 0 | 0 | 0 | 0 | 0 | 0 |
| D-1 | 71,557 | 81,281 | 23,553 | 8,810 | 708 | 251 | 186,160 | 8,064 | 68 | 8,132 | 3,227 | 3,495 | 6,722 | 2,659 | 2,659 | 0 | 2,659 | 522,944 | 0 | 0 | 0 |
| D-2 | 3,639 | 3,017 | 1,177 | 448 | 78 | 29 | 8,388 | 51 | 6 | 57 | 117 | 158 | 275 | 146 | 146 | 0 | 146 | 23,286 | 0 | 0 | 0 |
| E | 0 | 0 | 0 | 0 | 0 | 0 | 0 | 0 | 0 | 0 | 0 | 0 | 0 | 0 | 0 | 0 | 0 | 0 | 0 | 0 | 0 |
| F1 | 0 | 0 | 0 | 0 | 0 | 0 | 0 | 0 | 0 | 0 | 0 | 0 | 0 | 0 | 0 | 0 | 0 | 0 | 0 | 0 | 0 |
| F2 | 0 | 0 | 0 | 0 | 0 | 0 | 0 | 0 | 0 | 0 | 0 | 0 | 0 | 0 | 0 | 0 | 0 | 0 | 0 | 0 | 0 |
| F3 | 81,006 | 55,945 | 20,236 | 14,095 | 261 | 83 | 171,626 | 918 | 2,229 | 3,147 | 2,103 | 1,888 | 3,991 | 2,965 | 2,965 | 0 | 2,965 | 476,879 | 0 | 0 | 0 |
| G | 47,792 | 69,528 | 9,769 | 5,651 | 363 | 108 | 133,211 | 1,136 | 10 | 1,146 | 2,791 | 2,484 | 5,275 | 2,835 | 2,835 | 0 | 2,835 | 370,707 | 0 | 0 | 0 |
| H | 0 | 0 | 0 | 0 | 0 | 0 | 0 | 0 | 0 | 0 | 0 | 0 | 0 | 0 | 0 | 0 | 0 | 0 | 0 | 0 | 0 |
| I | 0 | 0 | 0 | 0 | 0 | 0 | 0 | 0 | 0 | 0 | 0 | 0 | 0 | 0 | 0 | 0 | 0 | 0 | 0 | 0 | 0 |
| 合計 | 543,420 | 431,524 | 150,068 | 87,777 | 2,722 | 867 | 1,216,378 | 12,503 | 17,473 | 29,976 | 16,483 | 14,296 | 30,779 | 24,709 | 24,709 | 0 | 24,709 | 3,395,963 | 0 | 0 | 0 |

①【S16.07.19】

●事業を実施しない場合

様式-3

| 氾濫 ブロック | 水系名:利根川 河川名:利根川 国勢調査年:H17 事業所統計調査年:H13 流量規模:1/30 | | | | | | | | | | | | | | | | | | | |
|------------|--|-----------|---------|---------|-------|--------|-----------|--------|--------------------|----------------|------------------|---------------|---------------------------|--------------|---------|---------|----|---------|------------|----------|
| | 事業所資産被書額 | | | | | 農作物被書額 | | | | | | | | | | | | | | |
| | 家屋 | 家庭用品 | 事業所資産 | | 小計 | 水稻 | 畑作物 | 小計 | 公共土木 施設等 被書額 | 営業 停止 損失 | 家庭における 応急対策費用 | | 事業所 における 応急対策 費用 | その他の 間接被害 | 小計 | 合計 | 備考 | | | |
| | | | 償却 | 在庫 | | | | | | | 清掃 労働 対価 | 代替 活動 等 | | | | | | | | |
| A | 291,446 | 172,894 | 67,320 | 45,135 | 1,898 | 569 | 579,262 | 4,685 | 8,534 | 13,219 | 981,271 | 16,585 | 6,441 | 4,850 | 11,291 | 10,273 | 0 | 10,273 | 1,611,901 | |
| B | 523,772 | 312,845 | 131,641 | 83,405 | 1,933 | 577 | 1,054,173 | 2,863 | 21,680 | 24,543 | 1,785,770 | 32,268 | 11,895 | 8,783 | 20,678 | 22,734 | 0 | 22,734 | 2,940,166 | |
| C | 127,707 | 157,794 | 41,859 | 20,363 | 412 | 121 | 348,246 | 1,389 | 15 | 1,404 | 589,931 | 8,242 | 6,252 | 4,569 | 10,821 | 5,922 | 0 | 5,922 | 984,566 | |
| D-1 | 102,547 | 108,989 | 27,893 | 12,547 | 908 | 318 | 253,202 | 10,026 | 78 | 10,104 | 428,922 | 5,186 | 4,287 | 4,341 | 8,628 | 4,035 | 0 | 4,035 | 710,077 | |
| D-2 | 9,484 | 12,828 | 2,104 | 883 | 97 | 35 | 25,431 | 81 | 15 | 96 | 43,081 | 478 | 459 | 556 | 1,015 | 314 | 0 | 314 | 70,415 | |
| E | 1,189,401 | 1,303,433 | 524,239 | 212,908 | 2,472 | 863 | 3,233,316 | 15,952 | 9,467 | 25,419 | 5,477,236 | 99,087 | 52,405 | 70,083 | 122,488 | 52,629 | 0 | 52,629 | 9,010,175 | 148.5km |
| F1 | 0 | 0 | 0 | 0 | 0 | 0 | 0 | 0 | 0 | 0 | 0 | 0 | 0 | 0 | 0 | 0 | 0 | 0 | 0 | 0 |
| F2 | 408,156 | 581,841 | 129,092 | 63,030 | 421 | 123 | 1,182,663 | 206 | 307 | 513 | 2,003,433 | 28,781 | 23,933 | 17,510 | 41,443 | 24,398 | 0 | 24,398 | 3,281,231 | |
| F3 | 135,949 | 94,416 | 30,524 | 23,234 | 463 | 140 | 284,726 | 1,030 | 3,061 | 4,091 | 482,326 | 7,610 | 3,424 | 2,658 | 6,082 | 4,647 | 0 | 4,647 | 789,482 | |
| G | 89,710 | 112,743 | 14,481 | 8,912 | 482 | 142 | 226,470 | 1,226 | 15 | 1,241 | 383,640 | 4,390 | 4,591 | 3,627 | 8,218 | 4,408 | 0 | 4,408 | 628,367 | |
| H | 0 | 0 | 0 | 0 | 0 | 0 | 0 | 0 | 0 | 0 | 0 | 0 | 0 | 0 | 0 | 0 | 0 | 0 | 0 | 0 |
| I | 0 | 0 | 0 | 0 | 0 | 0 | 0 | 0 | 0 | 0 | 0 | 0 | 0 | 0 | 0 | 0 | 0 | 0 | 0 | 0 |
| 合計 | 2,878,172 | 2,857,773 | 969,153 | 470,417 | 9,086 | 2,888 | 7,187,489 | 37,458 | 43,172 | 80,630 | 12,175,610 | 202,627 | 113,687 | 116,977 | 230,664 | 129,360 | 0 | 129,360 | 20,006,380 | (単位:百万円) |

●事業を実施した場合

様式-3

| 氾濫 ブロック | 水系名:利根川 河川名:利根川 国勢調査年:H17 事業所統計調査年:H13 流量規模:1/30 | | | | | | | | | | | | | | | | | | | |
|------------|--|-----------|---------|---------|-------|--------|-----------|--------|--------------------|----------------|------------------|---------------|---------------------------|--------------|---------|---------|----|---------|------------|----------|
| | 事業所資産被書額 | | | | | 農作物被書額 | | | | | | | | | | | | | | |
| | 家屋 | 家庭用品 | 事業所資産 | | 小計 | 水稻 | 畑作物 | 小計 | 公共土木 施設等 被書額 | 営業 停止 損失 | 家庭における 応急対策費用 | | 事業所 における 応急対策 費用 | その他の 間接被害 | 小計 | 合計 | 備考 | | | |
| | | | 償却 | 在庫 | | | | | | | 清掃 労働 対価 | 代替 活動 等 | | | | | | | | |
| A | 276,438 | 167,869 | 65,069 | 43,078 | 1,836 | 552 | 554,842 | 4,643 | 8,473 | 13,116 | 939,903 | 15,687 | 6,248 | 4,756 | 11,004 | 9,865 | 0 | 9,865 | 1,544,417 | |
| B | 504,110 | 306,835 | 128,922 | 81,249 | 1,878 | 562 | 1,023,556 | 2,855 | 21,327 | 24,182 | 1,733,903 | 31,163 | 11,609 | 8,626 | 20,235 | 22,157 | 0 | 22,157 | 2,855,196 | |
| C | 122,650 | 153,390 | 39,562 | 19,733 | 407 | 120 | 335,862 | 1,384 | 15 | 1,399 | 568,951 | 7,979 | 6,079 | 4,498 | 10,577 | 5,653 | 0 | 5,653 | 930,421 | |
| D-1 | 100,332 | 107,251 | 27,493 | 12,299 | 898 | 314 | 248,587 | 9,971 | 78 | 10,049 | 421,106 | 5,103 | 4,214 | 4,291 | 8,505 | 3,923 | 0 | 3,923 | 697,273 | |
| D-2 | 9,044 | 11,201 | 2,041 | 868 | 94 | 35 | 23,283 | 79 | 14 | 93 | 39,441 | 468 | 411 | 541 | 952 | 302 | 0 | 302 | 64,539 | |
| E | 1,048,257 | 1,110,743 | 475,030 | 191,787 | 2,306 | 806 | 2,828,929 | 15,703 | 8,729 | 24,432 | 4,792,205 | 91,228 | 46,313 | 62,400 | 108,713 | 46,672 | 0 | 46,672 | 7,892,179 | 148.5km |
| F1 | 0 | 0 | 0 | 0 | 0 | 0 | 0 | 0 | 0 | 0 | 0 | 0 | 0 | 0 | 0 | 0 | 0 | 0 | 0 | 0 |
| F2 | 397,108 | 569,682 | 126,868 | 61,333 | 414 | 121 | 1,155,526 | 206 | 307 | 513 | 1,957,462 | 28,021 | 23,450 | 17,317 | 40,767 | 23,749 | 0 | 23,749 | 3,206,038 | |
| F3 | 130,671 | 89,208 | 29,262 | 22,332 | 448 | 136 | 272,057 | 1,021 | 2,975 | 3,996 | 460,867 | 7,341 | 3,222 | 2,497 | 5,719 | 4,514 | 0 | 4,514 | 754,494 | |
| G | 88,986 | 111,930 | 14,457 | 8,887 | 479 | 141 | 224,880 | 1,221 | 14 | 1,235 | 380,945 | 4,368 | 4,562 | 3,611 | 8,173 | 4,405 | 0 | 4,405 | 624,006 | |
| H | 0 | 0 | 0 | 0 | 0 | 0 | 0 | 0 | 0 | 0 | 0 | 0 | 0 | 0 | 0 | 0 | 0 | 0 | 0 | 0 |
| I | 0 | 0 | 0 | 0 | 0 | 0 | 0 | 0 | 0 | 0 | 0 | 0 | 0 | 0 | 0 | 0 | 0 | 0 | 0 | 0 |
| 合計 | 2,677,596 | 2,628,109 | 908,704 | 441,566 | 8,760 | 2,787 | 6,667,522 | 37,083 | 41,932 | 79,015 | 11,294,783 | 191,358 | 106,108 | 108,537 | 214,645 | 121,240 | 0 | 121,240 | 18,568,563 | (単位:百万円) |

①【S16.07.19】
●事業を実施しない場合
様式-3

| 氾濫 ブロック | 水系名:利根川 河川名:利根川 国勢調査年:H17 事業所統計調査年:H13 流量規模:1/50 | | | | | | | | | | | | | | | | | | |
|------------|--|-----------|-----------|---------|--------|--------|------------|--------|--------------------|--------------------|----------------|---------|---------|---------|---------|---------|---|---------|------------|
| | 事業所資産 | | | | | 農作物被害額 | | | | | | | | | | | | | |
| | 家屋 | 家庭用品 | 在庫 | | 償却 | 小計 | 水稻 | 畑作物 | 小計 | 公共土木 施設等 被害額 | 営業 停止 損失 | | | | | | | | |
| | | | 事業所資産 | 農漁家資産 | | | | | | | | 農作物被害額 | 農作物被害額 | | | | | | |
| 家屋 | 家庭用品 | 償却 | 在庫 | 在庫 | 小計 | 水稻 | 畑作物 | 小計 | 公共土木 施設等 被害額 | 営業 停止 損失 | | | | | | | | | |
| A | 345,773 | 195,109 | 71,984 | 49,337 | 2,167 | 642 | 665,012 | 4,868 | 9,028 | 13,896 | 1,126,530 | 18,580 | 7,310 | 5,381 | 12,691 | 11,400 | 0 | 11,400 | 1,848,109 |
| B | 615,047 | 354,721 | 144,894 | 94,564 | 2,176 | 644 | 1,212,046 | 3,221 | 24,877 | 28,098 | 2,053,206 | 36,336 | 13,356 | 9,738 | 23,094 | 25,706 | 0 | 25,706 | 3,378,436 |
| C | 160,083 | 184,244 | 46,309 | 23,483 | 464 | 134 | 414,717 | 1,454 | 16 | 1,470 | 702,530 | 10,079 | 7,346 | 5,079 | 12,425 | 6,936 | 0 | 6,936 | 1,148,157 |
| D-1 | 117,789 | 125,559 | 31,633 | 15,147 | 1,048 | 360 | 291,536 | 10,437 | 79 | 10,516 | 493,862 | 6,016 | 4,910 | 4,789 | 9,699 | 4,988 | 0 | 4,988 | 816,617 |
| D-2 | 13,735 | 15,828 | 3,667 | 1,594 | 139 | 49 | 35,012 | 94 | 24 | 118 | 59,309 | 766 | 575 | 675 | 1,250 | 505 | 0 | 505 | 96,960 |
| E | 2,994,153 | 3,485,551 | 1,231,134 | 527,363 | 3,583 | 1,258 | 8,243,042 | 15,499 | 11,089 | 26,588 | 13,963,713 | 213,516 | 136,597 | 147,933 | 284,530 | 168,817 | 0 | 168,817 | 22,900,206 |
| F1 | 155,844 | 309,668 | 129,060 | 33,860 | 89 | 33 | 628,554 | 27 | 386 | 413 | 1,064,772 | 19,547 | 12,809 | 15,188 | 27,997 | 10,061 | 0 | 10,061 | 1,751,344 |
| F2 | 505,081 | 675,521 | 145,759 | 74,725 | 470 | 136 | 1,401,692 | 208 | 316 | 524 | 2,374,465 | 35,623 | 28,159 | 19,047 | 47,206 | 27,987 | 0 | 27,987 | 3,887,497 |
| F3 | 164,664 | 111,157 | 35,232 | 27,511 | 538 | 161 | 339,263 | 1,098 | 3,545 | 4,643 | 574,711 | 9,206 | 4,074 | 3,053 | 7,127 | 5,283 | 0 | 5,283 | 940,233 |
| G | 113,134 | 138,557 | 20,233 | 11,207 | 589 | 176 | 283,896 | 1,428 | 19 | 1,447 | 480,918 | 6,037 | 5,697 | 4,326 | 10,023 | 5,279 | 0 | 5,279 | 787,600 |
| H | 8,857 | 3,414 | 3,319 | 1,510 | 6 | 1 | 17,107 | 88 | 196 | 284 | 28,977 | 1,331 | 418 | 762 | 1,180 | 41 | 0 | 41 | 48,920 |
| I | 2,742 | 1,464 | 1,604 | 716 | 1 | 0 | 6,527 | 38 | 64 | 102 | 11,059 | 605 | 123 | 205 | 328 | 41 | 0 | 41 | 18,662 |
| 合計 | 5,196,902 | 5,600,793 | 1,864,828 | 861,017 | 11,270 | 3,594 | 13,538,404 | 38,460 | 49,639 | 88,099 | 22,934,052 | 357,642 | 221,374 | 216,176 | 437,550 | 267,044 | 0 | 267,044 | 37,622,791 |

●事業を実施した場合
様式-3

| 氾濫 ブロック | 水系名:利根川 河川名:利根川 国勢調査年:H17 事業所統計調査年:H13 流量規模:1/50 | | | | | | | | | | | | | | | | | | |
|------------|--|-----------|-----------|---------|--------|------------------|--------------------|--------------------|----------------|---------------|---------------------------|---------------------------|--------------|---------|---------|---------|---|---------|------------|
| | 事業所資産 | | | | | 家庭における 緊急対策費用 | | | | | | | | | | | | | |
| | 家屋 | 家庭用品 | 在庫 | | 償却 | 小計 | 営業 停止 損失 | 公共土木 施設等 被害額 | 清掃 労働 対価 | 代替 活動 等 | 小計 | 事業所 における 緊急対策 費用 | その他の 間接被害 | | | | | | |
| | | | 事業所資産 | 農漁家資産 | | | | | | | | | | 農作物被害額 | 農作物被害額 | | | | |
| 家屋 | 家庭用品 | 償却 | 在庫 | 在庫 | 小計 | 営業 停止 損失 | 公共土木 施設等 被害額 | 清掃 労働 対価 | 代替 活動 等 | 小計 | 事業所 における 緊急対策 費用 | その他の 間接被害 | | | | | | | |
| A | 328,440 | 187,522 | 71,165 | 48,479 | 2,054 | 615 | 638,275 | 4,850 | 8,972 | 13,822 | 1,081,238 | 18,064 | 7,043 | 5,269 | 12,312 | 11,054 | 0 | 11,054 | 1,774,765 |
| B | 590,115 | 345,899 | 141,782 | 91,669 | 2,112 | 627 | 1,172,204 | 3,180 | 24,313 | 27,493 | 1,985,712 | 35,349 | 13,012 | 9,540 | 22,552 | 24,995 | 0 | 24,995 | 3,288,305 |
| C | 153,516 | 181,477 | 46,196 | 23,104 | 456 | 132 | 404,881 | 1,448 | 15 | 1,463 | 685,869 | 9,861 | 7,245 | 5,040 | 12,285 | 6,797 | 0 | 6,797 | 1,121,156 |
| D-1 | 116,121 | 124,152 | 33,243 | 14,862 | 1,025 | 354 | 289,757 | 10,395 | 79 | 10,474 | 490,847 | 5,898 | 4,847 | 4,751 | 9,598 | 4,893 | 0 | 4,893 | 811,467 |
| D-2 | 12,964 | 14,973 | 3,323 | 1,479 | 125 | 45 | 32,909 | 91 | 23 | 114 | 55,750 | 703 | 549 | 644 | 1,193 | 474 | 0 | 474 | 91,143 |
| E | 2,445,472 | 2,958,624 | 1,022,889 | 419,748 | 3,335 | 1,171 | 6,851,239 | 15,139 | 10,557 | 25,696 | 11,605,998 | 182,389 | 111,932 | 132,062 | 243,994 | 129,883 | 0 | 129,883 | 19,039,199 |
| F1 | 135,046 | 281,460 | 106,406 | 28,468 | 73 | 28 | 551,481 | 22 | 346 | 368 | 934,209 | 15,049 | 10,979 | 12,843 | 23,822 | 9,267 | 0 | 9,267 | 1,534,196 |
| F2 | 490,315 | 659,503 | 143,805 | 73,528 | 463 | 134 | 1,367,748 | 207 | 316 | 523 | 2,316,964 | 34,531 | 27,482 | 18,776 | 46,258 | 27,451 | 0 | 27,451 | 3,793,475 |
| F3 | 158,423 | 106,216 | 34,656 | 26,951 | 526 | 157 | 326,929 | 1,091 | 3,356 | 4,447 | 553,817 | 8,945 | 3,900 | 2,962 | 6,862 | 5,187 | 0 | 5,187 | 906,187 |
| G | 110,835 | 136,990 | 19,883 | 10,924 | 564 | 167 | 279,363 | 1,384 | 19 | 1,403 | 473,241 | 5,883 | 5,599 | 4,288 | 9,887 | 5,164 | 0 | 5,164 | 774,941 |
| H | 0 | 0 | 0 | 0 | 0 | 0 | 0 | 0 | 0 | 0 | 0 | 0 | 0 | 0 | 0 | 0 | 0 | 0 | 0 |
| I | 0 | 0 | 0 | 0 | 0 | 0 | 0 | 0 | 0 | 0 | 0 | 0 | 0 | 0 | 0 | 0 | 0 | 0 | 0 |
| 合計 | 4,541,247 | 4,996,816 | 1,623,348 | 739,212 | 10,733 | 3,430 | 11,914,786 | 37,807 | 47,996 | 85,803 | 20,183,645 | 316,672 | 192,588 | 196,175 | 388,763 | 225,165 | 0 | 225,165 | 33,114,834 |

①【S16.07.19】
●事業を実施しない場合
様式-3

| 氾濫 ブロック | 水系名:利根川 河川名:利根川 | | | | | | | | | | 事業所統計調査年:H13 | | | | | | | | | | 備考 | |
|------------|-----------------|-----------|-----------|-----------|--------|-------|------------|--------|--------|--------|--------------|---------|---------|--------------------|----------------|------------------|---------------|---------------------------|--------------|----|----|----|
| | 一般資産被害額 | | | | | 農漁家資産 | | | | | 農作物被害額 | | | | | 家庭における 緊急対策費用 | | | | | | |
| | 家屋 | 家庭用品 | 事業所資産 | | 在庫 | 償却 | 在庫 | 償却 | 在庫 | 小計 | 水稻 | 畑作物 | 小計 | 公共土木 施設等 被害額 | 営業 停止 損失 | 清掃 労働 対価 | 代替 活動 等 | 事業所 における 緊急対策 費用 | その他の 間接被害 | 小計 | | 合計 |
| | | | 償却 | 在庫 | | | | | | | | | | | | | | | | | | |
| A | 399,549 | 213,396 | 79,387 | 54,919 | 2,378 | 698 | 750,327 | 5,020 | 9,460 | 14,480 | 1,271,093 | 21,265 | 8,145 | 5,914 | 14,099 | 12,680 | 0 | 12,680 | 2,083,864 | | | |
| B | 708,244 | 405,253 | 161,877 | 106,325 | 2,482 | 731 | 1,394,912 | 3,355 | 28,105 | 31,460 | 2,346,040 | 41,320 | 15,222 | 10,931 | 26,153 | 29,151 | 0 | 29,151 | 3,859,036 | | | |
| C | 189,201 | 206,352 | 51,301 | 26,159 | 509 | 146 | 473,668 | 1,477 | 16 | 1,493 | 802,394 | 11,947 | 8,305 | 5,483 | 13,788 | 7,694 | 0 | 7,694 | 1,310,984 | | | |
| D-1 | 148,201 | 147,504 | 34,725 | 17,893 | 1,275 | 414 | 350,012 | 10,595 | 84 | 10,679 | 592,920 | 7,036 | 5,763 | 5,386 | 11,149 | 6,081 | 0 | 6,081 | 977,877 | | | |
| D-2 | 20,892 | 20,528 | 4,675 | 2,062 | 171 | 59 | 48,387 | 104 | 31 | 135 | 81,968 | 977 | 800 | 842 | 1,642 | 686 | 0 | 686 | 133,795 | | | |
| E | 4,629,626 | 5,225,367 | 1,622,384 | 749,918 | 4,400 | 1,491 | 12,233,186 | 16,736 | 12,297 | 29,033 | 20,723,018 | 308,915 | 200,435 | 195,008 | 395,443 | 257,874 | 0 | 257,874 | 33,947,469 | | | |
| F1 | 217,535 | 417,957 | 189,279 | 48,724 | 136 | 50 | 873,681 | 31 | 444 | 475 | 1,480,018 | 27,166 | 17,695 | 19,557 | 37,252 | 15,355 | 0 | 15,355 | 2,433,947 | | | |
| F2 | 588,759 | 745,654 | 162,979 | 85,816 | 510 | 146 | 1,583,864 | 225 | 330 | 555 | 2,683,064 | 43,093 | 31,462 | 20,396 | 51,858 | 31,830 | 0 | 31,830 | 4,394,264 | | | |
| F3 | 192,259 | 123,671 | 40,115 | 31,668 | 612 | 184 | 388,509 | 1,213 | 4,123 | 5,336 | 658,135 | 11,078 | 4,653 | 3,376 | 8,029 | 5,880 | 0 | 5,880 | 1,076,967 | | | |
| G | 143,700 | 172,608 | 23,883 | 13,179 | 742 | 224 | 354,336 | 1,750 | 28 | 1,778 | 600,243 | 7,407 | 7,330 | 5,640 | 12,970 | 6,045 | 0 | 6,045 | 982,779 | | | |
| H | 31,960 | 20,889 | 10,447 | 4,407 | 78 | 13 | 67,794 | 156 | 546 | 702 | 114,843 | 3,157 | 1,172 | 1,961 | 3,133 | 280 | 0 | 280 | 189,909 | | | |
| I | 10,605 | 9,436 | 4,593 | 1,832 | 36 | 6 | 26,508 | 50 | 110 | 160 | 44,906 | 1,131 | 384 | 471 | 855 | 179 | 0 | 179 | 73,739 | | | |
| 合計 | 7,280,531 | 7,708,615 | 2,385,645 | 1,142,902 | 13,329 | 4,162 | 18,535,184 | 40,712 | 55,574 | 96,286 | 31,398,602 | 484,492 | 301,366 | 274,965 | 576,331 | 373,735 | 0 | 373,735 | 51,464,630 | | | |

●事業を実施した場合
様式-3

| 氾濫 ブロック | 水系名:利根川 河川名:利根川 | | | | | | | | | | 事業所統計調査年:H13 | | | | | | | | | | 備考 | |
|------------|-----------------|-----------|-----------|-----------|--------|-------|------------|--------|--------|--------|--------------|---------|---------|--------------------|----------------|------------------|---------------|---------------------------|--------------|----|----|----|
| | 一般資産被害額 | | | | | 農漁家資産 | | | | | 農作物被害額 | | | | | 家庭における 緊急対策費用 | | | | | | |
| | 家屋 | 家庭用品 | 事業所資産 | | 在庫 | 償却 | 在庫 | 償却 | 在庫 | 小計 | 水稻 | 畑作物 | 小計 | 公共土木 施設等 被害額 | 営業 停止 損失 | 清掃 労働 対価 | 代替 活動 等 | 事業所 における 緊急対策 費用 | その他の 間接被害 | 小計 | | 合計 |
| | | | 償却 | 在庫 | | | | | | | | | | | | | | | | | | |
| A | 385,710 | 208,564 | 78,451 | 54,207 | 2,329 | 685 | 729,946 | 4,983 | 9,369 | 14,352 | 1,236,529 | 20,907 | 7,908 | 5,736 | 13,644 | 12,434 | 0 | 12,434 | 2,027,812 | | | |
| B | 685,811 | 392,755 | 157,834 | 102,554 | 2,422 | 713 | 1,342,089 | 3,317 | 27,274 | 30,591 | 2,273,497 | 39,877 | 14,792 | 10,659 | 25,451 | 28,222 | 0 | 28,222 | 3,739,727 | | | |
| C | 186,783 | 204,669 | 48,992 | 25,840 | 506 | 145 | 486,935 | 1,477 | 16 | 1,493 | 790,989 | 11,804 | 8,230 | 5,459 | 13,689 | 7,597 | 0 | 7,597 | 1,292,507 | | | |
| D-1 | 147,135 | 146,804 | 34,552 | 17,726 | 1,265 | 411 | 347,893 | 10,593 | 84 | 10,677 | 589,332 | 6,988 | 5,730 | 5,373 | 11,103 | 6,020 | 0 | 6,020 | 972,013 | | | |
| D-2 | 18,248 | 18,930 | 4,451 | 1,954 | 171 | 59 | 43,813 | 103 | 31 | 134 | 74,219 | 936 | 711 | 791 | 1,502 | 626 | 0 | 626 | 121,230 | | | |
| E | 4,241,403 | 4,778,222 | 1,525,766 | 699,878 | 4,165 | 1,425 | 11,250,859 | 16,149 | 11,844 | 27,993 | 19,058,955 | 288,418 | 184,512 | 184,690 | 369,202 | 238,386 | 0 | 238,386 | 31,233,813 | | | |
| F1 | 209,417 | 398,416 | 176,992 | 46,219 | 118 | 44 | 831,206 | 30 | 441 | 471 | 1,408,063 | 25,529 | 17,016 | 18,756 | 35,772 | 14,563 | 0 | 14,563 | 2,315,604 | | | |
| F2 | 573,357 | 734,390 | 159,199 | 83,378 | 504 | 144 | 1,550,972 | 223 | 328 | 551 | 2,627,348 | 41,634 | 30,968 | 20,201 | 51,169 | 31,144 | 0 | 31,144 | 4,302,818 | | | |
| F3 | 189,709 | 122,464 | 39,539 | 31,415 | 603 | 182 | 383,912 | 1,181 | 3,930 | 5,111 | 650,345 | 10,915 | 4,595 | 3,327 | 7,922 | 5,837 | 0 | 5,837 | 1,064,042 | | | |
| G | 141,169 | 169,062 | 23,332 | 12,912 | 734 | 221 | 347,430 | 1,731 | 28 | 1,759 | 588,547 | 7,267 | 7,135 | 5,536 | 12,671 | 5,918 | 0 | 5,918 | 963,592 | | | |
| H | 8,747 | 3,375 | 3,252 | 1,472 | 6 | 1 | 16,853 | 87 | 201 | 288 | 28,549 | 1,300 | 413 | 751 | 1,164 | 40 | 0 | 40 | 48,194 | | | |
| I | 2,609 | 1,324 | 1,538 | 701 | 1 | 0 | 6,173 | 37 | 59 | 96 | 10,460 | 589 | 117 | 196 | 313 | 40 | 0 | 40 | 17,671 | | | |
| 合計 | 6,790,098 | 7,178,975 | 2,253,898 | 1,078,256 | 12,824 | 4,030 | 17,318,081 | 39,911 | 53,605 | 93,516 | 29,336,833 | 456,164 | 282,127 | 261,475 | 543,602 | 350,827 | 0 | 350,827 | 48,099,023 | | | |

①[S16.07.19]
●事業を実施しない場合
様式-3

| 氾濫 ブロック | 水系名:利根川 河川名:利根川 | | | | | | | | | | 事業所統計調査年:H13 | | | | 合計 | 備考 | | | |
|------------|-----------------|-----------|-----------|-----------|--------|-------|------------|--------|--------|---------|------------------|---------------|---------------------------|--------------|---------|---------|---|---------|------------|
| | 一般資産被害額 | | | | | 農漁家資産 | | | | | 家庭における 緊急対策費用 | | 事業所 における 緊急対策 費用 | その他の 間接被害 | | | | | |
| | 事業所資産 | | 在庫 | | | 農漁家資産 | | 在庫 | | | 清掃 労働 対価 | 代替 活動 等 | | | | | | | |
| | 償却 | 在庫 | 償却 | 在庫 | 小計 | 稲 | 畑作物 | 小計 | 小計 | | | | | | | | | | |
| A | 434,553 | 228,089 | 83,950 | 58,513 | 2,534 | 743 | 808,382 | 5,130 | 9,836 | 14,966 | 1,369,400 | 22,850 | 8,670 | 6,310 | 14,980 | 13,593 | 0 | 13,593 | 2,244,171 |
| B | 764,550 | 433,932 | 172,353 | 112,533 | 2,643 | 780 | 1,486,791 | 3,592 | 29,657 | 33,249 | 2,518,623 | 43,940 | 16,343 | 11,684 | 28,027 | 31,400 | 0 | 31,400 | 4,142,030 |
| C | 204,146 | 217,570 | 52,977 | 27,246 | 525 | 151 | 502,615 | 1,483 | 16 | 1,499 | 851,431 | 12,702 | 8,835 | 5,718 | 14,553 | 8,080 | 0 | 8,080 | 1,390,880 |
| D-1 | 161,796 | 158,113 | 37,575 | 18,929 | 1,352 | 431 | 378,196 | 10,638 | 85 | 10,723 | 640,663 | 7,419 | 6,207 | 5,656 | 11,863 | 6,443 | 0 | 6,443 | 1,055,307 |
| D-2 | 22,052 | 21,753 | 4,859 | 2,126 | 186 | 63 | 51,039 | 113 | 35 | 148 | 86,461 | 1,015 | 835 | 878 | 1,713 | 703 | 0 | 703 | 141,079 |
| E | 5,572,831 | 6,252,989 | 1,879,923 | 892,602 | 5,156 | 1,719 | 14,605,220 | 20,203 | 14,254 | 34,457 | 24,741,244 | 359,191 | 238,786 | 220,426 | 459,212 | 317,145 | 0 | 317,145 | 40,516,469 |
| F1 | 261,796 | 498,429 | 237,293 | 61,099 | 180 | 67 | 1,058,864 | 35 | 522 | 557 | 1,793,715 | 34,040 | 21,437 | 22,925 | 44,362 | 19,901 | 0 | 19,901 | 2,951,439 |
| F2 | 622,897 | 772,312 | 171,032 | 89,184 | 530 | 152 | 1,656,107 | 350 | 456 | 806 | 2,805,443 | 45,528 | 32,713 | 21,090 | 53,803 | 32,867 | 0 | 32,867 | 4,594,554 |
| F3 | 230,821 | 154,897 | 45,683 | 35,155 | 737 | 219 | 467,512 | 1,286 | 4,956 | 6,242 | 791,965 | 12,592 | 5,810 | 4,106 | 9,916 | 7,045 | 0 | 7,045 | 1,295,272 |
| G | 163,882 | 199,558 | 28,679 | 14,948 | 825 | 250 | 408,142 | 1,896 | 34 | 1,930 | 691,392 | 8,512 | 8,651 | 6,575 | 15,226 | 6,943 | 0 | 6,943 | 1,132,145 |
| H | 41,749 | 31,399 | 13,705 | 5,725 | 112 | 21 | 92,711 | 180 | 626 | 806 | 157,054 | 3,682 | 1,469 | 2,331 | 3,800 | 555 | 0 | 555 | 258,608 |
| I | 14,032 | 13,907 | 6,321 | 2,655 | 53 | 9 | 36,977 | 60 | 118 | 178 | 62,640 | 1,401 | 529 | 579 | 1,108 | 370 | 0 | 370 | 102,674 |
| 合計 | 8,495,105 | 8,982,948 | 2,734,350 | 1,320,715 | 14,833 | 4,605 | 21,552,556 | 44,966 | 60,595 | 105,561 | 36,510,031 | 552,872 | 350,285 | 308,278 | 658,563 | 445,045 | 0 | 445,045 | 59,824,628 |

●事業を実施した場合
様式-3

| 氾濫 ブロック | 水系名:利根川 河川名:利根川 | | | | | | | | | | 事業所統計調査年:H13 | | | | 合計 | 備考 | | | |
|------------|-----------------|-----------|-----------|-----------|--------|-------|------------|--------|--------|---------|------------------|---------------|---------------------------|--------------|---------|---------|---|---------|------------|
| | 一般資産被害額 | | | | | 農漁家資産 | | | | | 家庭における 緊急対策費用 | | 事業所 における 緊急対策 費用 | その他の 間接被害 | | | | | |
| | 事業所資産 | | 在庫 | | | 農漁家資産 | | 在庫 | | | 清掃 労働 対価 | 代替 活動 等 | | | | | | | |
| | 償却 | 在庫 | 償却 | 在庫 | 小計 | 稲 | 畑作物 | 小計 | 小計 | | | | | | | | | | |
| A | 417,415 | 221,155 | 82,005 | 56,739 | 2,435 | 718 | 780,467 | 5,075 | 9,684 | 14,759 | 1,322,113 | 22,003 | 8,416 | 6,148 | 14,564 | 13,119 | 0 | 13,119 | 2,167,025 |
| B | 753,199 | 426,687 | 188,288 | 110,758 | 2,601 | 767 | 1,482,300 | 3,410 | 29,386 | 32,796 | 2,477,136 | 43,237 | 16,023 | 11,445 | 27,468 | 30,724 | 0 | 30,724 | 4,073,661 |
| C | 202,855 | 216,756 | 53,080 | 27,157 | 525 | 150 | 500,523 | 1,483 | 16 | 1,499 | 847,885 | 12,645 | 8,795 | 5,695 | 14,490 | 8,073 | 0 | 8,073 | 1,385,115 |
| D-1 | 160,898 | 157,256 | 37,388 | 18,790 | 1,344 | 429 | 376,105 | 10,637 | 85 | 10,722 | 637,121 | 7,377 | 6,174 | 5,644 | 11,818 | 6,393 | 0 | 6,393 | 1,049,536 |
| D-2 | 21,973 | 21,690 | 4,849 | 2,123 | 185 | 63 | 50,883 | 113 | 35 | 148 | 86,197 | 1,014 | 834 | 876 | 1,710 | 703 | 0 | 703 | 140,655 |
| E | 5,277,100 | 5,930,874 | 1,803,637 | 844,663 | 4,875 | 1,632 | 13,862,781 | 18,777 | 13,606 | 32,383 | 23,483,551 | 341,862 | 227,331 | 213,377 | 440,708 | 297,520 | 0 | 297,520 | 38,458,805 |
| F1 | 255,669 | 490,246 | 233,548 | 60,035 | 175 | 66 | 1,039,739 | 32 | 493 | 525 | 1,761,316 | 33,221 | 21,067 | 22,523 | 43,590 | 19,633 | 0 | 19,633 | 2,898,024 |
| F2 | 611,688 | 765,895 | 168,930 | 88,343 | 521 | 149 | 1,635,526 | 229 | 363 | 592 | 2,770,582 | 44,774 | 32,382 | 20,877 | 53,259 | 32,672 | 0 | 32,672 | 4,537,405 |
| F3 | 222,309 | 149,388 | 44,692 | 34,451 | 711 | 213 | 451,764 | 1,284 | 4,816 | 6,100 | 765,287 | 12,280 | 5,597 | 4,008 | 9,605 | 6,816 | 0 | 6,816 | 1,251,852 |
| G | 163,137 | 198,346 | 28,223 | 14,818 | 817 | 247 | 405,588 | 1,866 | 30 | 1,896 | 687,065 | 8,407 | 8,588 | 6,536 | 15,124 | 6,856 | 0 | 6,856 | 1,124,936 |
| H | 28,064 | 17,753 | 9,084 | 3,932 | 64 | 11 | 58,908 | 144 | 493 | 637 | 99,788 | 2,878 | 1,052 | 1,788 | 2,840 | 244 | 0 | 244 | 165,295 |
| I | 9,405 | 7,670 | 4,066 | 1,634 | 26 | 5 | 22,806 | 47 | 104 | 151 | 38,634 | 1,036 | 333 | 423 | 756 | 136 | 0 | 136 | 63,519 |
| 合計 | 8,123,712 | 8,603,716 | 2,637,790 | 1,263,443 | 14,279 | 4,450 | 20,647,390 | 43,097 | 59,111 | 102,208 | 34,976,675 | 530,734 | 336,592 | 299,340 | 635,932 | 422,889 | 0 | 422,889 | 57,315,828 |

②【S22.09.13】
●事業を実施しない場合

| 氾濫 ブロック | 水系名:利根川 河川名:利根川 国勢調査年:H17 事業所統計調査年:H13 流量規模:1/3 | | | | | | | | | | | | | | | | | | | | | | | | | | | | | | | | | |
|------------|---|------|-------|----|----|--------|-----|----|--------------------|----------------|------------------|---------------|----|---------------------------|--------------|----|---|---|---|---|---|---|---|---|---|---|---|---|---|---|---|---|---|---|
| | 一般資産被害額 | | | | | 農作物被害額 | | | | | | | | | | | | | | | | | | | | | | | | | | | | |
| | 家屋 | 家庭用品 | 事業所資産 | | 小計 | 水稻 | 畑作物 | 小計 | 公共土木 施設等 被害額 | 営業 停止 損失 | 家庭における 応急対策費用 | | | | | | | | | | | | | | | | | | | | | | | |
| | | | 償却 | 在庫 | | | | | | | 清掃 労働 対価 | 代替 活動 等 | 小計 | 事業所 における 応急対策 費用 | その他の 間接被害 | 備考 | | | | | | | | | | | | | | | | | | |
| A | 0 | 0 | 0 | 0 | 0 | 0 | 0 | 0 | 0 | 0 | 0 | 0 | 0 | 0 | 0 | 0 | 0 | 0 | 0 | 0 | | | | | | | | | | | | | | |
| B | 0 | 0 | 0 | 0 | 0 | 0 | 0 | 0 | 0 | 0 | 0 | 0 | 0 | 0 | 0 | 0 | 0 | 0 | 0 | 0 | 0 | | | | | | | | | | | | | |
| C | 0 | 0 | 0 | 0 | 0 | 0 | 0 | 0 | 0 | 0 | 0 | 0 | 0 | 0 | 0 | 0 | 0 | 0 | 0 | 0 | 0 | 0 | | | | | | | | | | | | |
| D-1 | 0 | 0 | 0 | 0 | 0 | 0 | 0 | 0 | 0 | 0 | 0 | 0 | 0 | 0 | 0 | 0 | 0 | 0 | 0 | 0 | 0 | 0 | 0 | | | | | | | | | | | |
| D-2 | 0 | 0 | 0 | 0 | 0 | 0 | 0 | 0 | 0 | 0 | 0 | 0 | 0 | 0 | 0 | 0 | 0 | 0 | 0 | 0 | 0 | 0 | 0 | 0 | | | | | | | | | | |
| E | 0 | 0 | 0 | 0 | 0 | 0 | 0 | 0 | 0 | 0 | 0 | 0 | 0 | 0 | 0 | 0 | 0 | 0 | 0 | 0 | 0 | 0 | 0 | 0 | 0 | | | | | | | | | |
| F1 | 0 | 0 | 0 | 0 | 0 | 0 | 0 | 0 | 0 | 0 | 0 | 0 | 0 | 0 | 0 | 0 | 0 | 0 | 0 | 0 | 0 | 0 | 0 | 0 | 0 | 0 | | | | | | | | |
| F2 | 0 | 0 | 0 | 0 | 0 | 0 | 0 | 0 | 0 | 0 | 0 | 0 | 0 | 0 | 0 | 0 | 0 | 0 | 0 | 0 | 0 | 0 | 0 | 0 | 0 | 0 | 0 | | | | | | | |
| F3 | 0 | 0 | 0 | 0 | 0 | 0 | 0 | 0 | 0 | 0 | 0 | 0 | 0 | 0 | 0 | 0 | 0 | 0 | 0 | 0 | 0 | 0 | 0 | 0 | 0 | 0 | 0 | | | | | | | |
| G | 0 | 0 | 0 | 0 | 0 | 0 | 0 | 0 | 0 | 0 | 0 | 0 | 0 | 0 | 0 | 0 | 0 | 0 | 0 | 0 | 0 | 0 | 0 | 0 | 0 | 0 | 0 | 0 | | | | | | |
| H | 0 | 0 | 0 | 0 | 0 | 0 | 0 | 0 | 0 | 0 | 0 | 0 | 0 | 0 | 0 | 0 | 0 | 0 | 0 | 0 | 0 | 0 | 0 | 0 | 0 | 0 | 0 | 0 | 0 | 0 | 0 | 0 | | |
| I | 0 | 0 | 0 | 0 | 0 | 0 | 0 | 0 | 0 | 0 | 0 | 0 | 0 | 0 | 0 | 0 | 0 | 0 | 0 | 0 | 0 | 0 | 0 | 0 | 0 | 0 | 0 | 0 | 0 | 0 | 0 | 0 | 0 | |
| 合計 | 0 | 0 | 0 | 0 | 0 | 0 | 0 | 0 | 0 | 0 | 0 | 0 | 0 | 0 | 0 | 0 | 0 | 0 | 0 | 0 | 0 | 0 | 0 | 0 | 0 | 0 | 0 | 0 | 0 | 0 | 0 | 0 | 0 | 0 |

●事業を実施した場合

| 氾濫 ブロック | 水系名:利根川 河川名:利根川 国勢調査年:H17 事業所統計調査年:H13 流量規模:1/3 | | | | | | | | | | | | | | | | | | | | | | | | | | | | | | | | | | | | | | |
|------------|---|------|-------|----|----|--------|-----|----|--------------------|----------------|------------------|---------------|----|---------------------------|--------------|----|---|---|---|---|---|---|---|---|---|---|---|---|---|---|---|---|---|---|---|---|---|---|---|
| | 一般資産被害額 | | | | | 農作物被害額 | | | | | | | | | | | | | | | | | | | | | | | | | | | | | | | | | |
| | 家屋 | 家庭用品 | 事業所資産 | | 小計 | 水稻 | 畑作物 | 小計 | 公共土木 施設等 被害額 | 営業 停止 損失 | 家庭における 応急対策費用 | | | | | | | | | | | | | | | | | | | | | | | | | | | | |
| | | | 償却 | 在庫 | | | | | | | 清掃 労働 対価 | 代替 活動 等 | 小計 | 事業所 における 応急対策 費用 | その他の 間接被害 | 備考 | | | | | | | | | | | | | | | | | | | | | | | |
| A | 0 | 0 | 0 | 0 | 0 | 0 | 0 | 0 | 0 | 0 | 0 | 0 | 0 | 0 | 0 | 0 | 0 | 0 | 0 | 0 | 0 | 0 | 0 | 0 | 0 | 0 | 0 | 0 | 0 | 0 | 0 | 0 | 0 | 0 | 0 | | | | |
| B | 0 | 0 | 0 | 0 | 0 | 0 | 0 | 0 | 0 | 0 | 0 | 0 | 0 | 0 | 0 | 0 | 0 | 0 | 0 | 0 | 0 | 0 | 0 | 0 | 0 | 0 | 0 | 0 | 0 | 0 | 0 | 0 | 0 | 0 | 0 | 0 | | | |
| C | 0 | 0 | 0 | 0 | 0 | 0 | 0 | 0 | 0 | 0 | 0 | 0 | 0 | 0 | 0 | 0 | 0 | 0 | 0 | 0 | 0 | 0 | 0 | 0 | 0 | 0 | 0 | 0 | 0 | 0 | 0 | 0 | 0 | 0 | 0 | 0 | 0 | | |
| D-1 | 0 | 0 | 0 | 0 | 0 | 0 | 0 | 0 | 0 | 0 | 0 | 0 | 0 | 0 | 0 | 0 | 0 | 0 | 0 | 0 | 0 | 0 | 0 | 0 | 0 | 0 | 0 | 0 | 0 | 0 | 0 | 0 | 0 | 0 | 0 | 0 | 0 | 0 | |
| D-2 | 0 | 0 | 0 | 0 | 0 | 0 | 0 | 0 | 0 | 0 | 0 | 0 | 0 | 0 | 0 | 0 | 0 | 0 | 0 | 0 | 0 | 0 | 0 | 0 | 0 | 0 | 0 | 0 | 0 | 0 | 0 | 0 | 0 | 0 | 0 | 0 | 0 | 0 | |
| E | 0 | 0 | 0 | 0 | 0 | 0 | 0 | 0 | 0 | 0 | 0 | 0 | 0 | 0 | 0 | 0 | 0 | 0 | 0 | 0 | 0 | 0 | 0 | 0 | 0 | 0 | 0 | 0 | 0 | 0 | 0 | 0 | 0 | 0 | 0 | 0 | 0 | | |
| F1 | 0 | 0 | 0 | 0 | 0 | 0 | 0 | 0 | 0 | 0 | 0 | 0 | 0 | 0 | 0 | 0 | 0 | 0 | 0 | 0 | 0 | 0 | 0 | 0 | 0 | 0 | 0 | 0 | 0 | 0 | 0 | 0 | 0 | 0 | 0 | 0 | 0 | 0 | |
| F2 | 0 | 0 | 0 | 0 | 0 | 0 | 0 | 0 | 0 | 0 | 0 | 0 | 0 | 0 | 0 | 0 | 0 | 0 | 0 | 0 | 0 | 0 | 0 | 0 | 0 | 0 | 0 | 0 | 0 | 0 | 0 | 0 | 0 | 0 | 0 | 0 | 0 | 0 | |
| F3 | 0 | 0 | 0 | 0 | 0 | 0 | 0 | 0 | 0 | 0 | 0 | 0 | 0 | 0 | 0 | 0 | 0 | 0 | 0 | 0 | 0 | 0 | 0 | 0 | 0 | 0 | 0 | 0 | 0 | 0 | 0 | 0 | 0 | 0 | 0 | 0 | 0 | 0 | |
| G | 0 | 0 | 0 | 0 | 0 | 0 | 0 | 0 | 0 | 0 | 0 | 0 | 0 | 0 | 0 | 0 | 0 | 0 | 0 | 0 | 0 | 0 | 0 | 0 | 0 | 0 | 0 | 0 | 0 | 0 | 0 | 0 | 0 | 0 | 0 | 0 | 0 | 0 | |
| H | 0 | 0 | 0 | 0 | 0 | 0 | 0 | 0 | 0 | 0 | 0 | 0 | 0 | 0 | 0 | 0 | 0 | 0 | 0 | 0 | 0 | 0 | 0 | 0 | 0 | 0 | 0 | 0 | 0 | 0 | 0 | 0 | 0 | 0 | 0 | 0 | 0 | 0 | 0 |
| I | 0 | 0 | 0 | 0 | 0 | 0 | 0 | 0 | 0 | 0 | 0 | 0 | 0 | 0 | 0 | 0 | 0 | 0 | 0 | 0 | 0 | 0 | 0 | 0 | 0 | 0 | 0 | 0 | 0 | 0 | 0 | 0 | 0 | 0 | 0 | 0 | 0 | 0 | 0 |
| 合計 | 0 | 0 | 0 | 0 | 0 | 0 | 0 | 0 | 0 | 0 | 0 | 0 | 0 | 0 | 0 | 0 | 0 | 0 | 0 | 0 | 0 | 0 | 0 | 0 | 0 | 0 | 0 | 0 | 0 | 0 | 0 | 0 | 0 | 0 | 0 | 0 | 0 | 0 | |

②【S22.09.13】
●事業を実施しない場合
様式-3

| 氾濫 ブロック | 水系名:利根川 河川名:利根川 国勢調査年:H17 事業所統計調査年:H13 流量規模:1/5 | | | | | | | | | | | | | | | | | | |
|------------|---|-------|---------|-------|-------------|------------------|--------|-----|-----|--------------------|----------------|----------------|---------------|-----|---------------------------|--------------|-----|--------|----------|
| | 事業所資産被雪額 | | | | | 家庭における 応急対策費用 | | | | | | | | | | | | | |
| | 家屋 | 家庭用品 | 一般資産被雪額 | | 農漁家資産 在庫 | 小計 | 水稲 | 畑作物 | 小計 | 公共土木 施設等 被害額 | 営業 停止 損失 | 清掃 労働 対価 | 代替 活動 等 | 小計 | 事業所 における 応急対策 費用 | その他の 間接被害 | 小計 | 合計 | 備考 |
| | | | 償却 | 在庫 | | | | | | | | | | | | | | | |
| A | 0 | 0 | 0 | 0 | 0 | 0 | 0 | 0 | 0 | 0 | 0 | 0 | 0 | 0 | 0 | 0 | 0 | 0 | |
| B | 0 | 0 | 0 | 0 | 0 | 0 | 0 | 0 | 0 | 0 | 0 | 0 | 0 | 0 | 0 | 0 | 0 | 0 | |
| C | 0 | 0 | 0 | 0 | 0 | 0 | 0 | 0 | 0 | 0 | 0 | 0 | 0 | 0 | 0 | 0 | 0 | 0 | |
| D-1 | 0 | 0 | 0 | 0 | 0 | 0 | 0 | 0 | 0 | 0 | 0 | 0 | 0 | 0 | 0 | 0 | 0 | 0 | |
| D-2 | 22 | 5 | 16 | 6 | 49 | 2 | 2 | 84 | 7 | 1 | 1 | 2 | 0 | 0 | 0 | 144 | 0 | | |
| E | 0 | 0 | 0 | 0 | 0 | 0 | 0 | 0 | 0 | 0 | 0 | 0 | 0 | 0 | 0 | 0 | 0 | | |
| F1 | 0 | 0 | 0 | 0 | 0 | 0 | 0 | 0 | 0 | 0 | 0 | 0 | 0 | 0 | 0 | 0 | 0 | | |
| F2 | 0 | 0 | 0 | 0 | 0 | 0 | 0 | 0 | 0 | 0 | 0 | 0 | 0 | 0 | 0 | 0 | 0 | | |
| F3 | 18,224 | 8,979 | 4,112 | 2,815 | 61 | 21 | 34,212 | 427 | 651 | 1,078 | 57,955 | 1,105 | 372 | 458 | 830 | 563 | 563 | 95,743 | |
| G | 0 | 0 | 0 | 0 | 0 | 2 | 2 | 0 | 0 | 0 | 0 | 0 | 0 | 0 | 0 | 0 | 0 | 2 | |
| H | 0 | 0 | 0 | 0 | 0 | 0 | 0 | 0 | 0 | 0 | 0 | 0 | 0 | 0 | 0 | 0 | 0 | 0 | |
| I | 0 | 0 | 0 | 0 | 0 | 0 | 0 | 0 | 0 | 0 | 0 | 0 | 0 | 0 | 0 | 0 | 0 | 0 | |
| 合計 | 18,246 | 8,984 | 4,128 | 2,821 | 61 | 21 | 34,261 | 431 | 651 | 1,082 | 58,039 | 1,112 | 373 | 459 | 832 | 563 | 563 | 95,889 | (単位:百万円) |

●事業を実施した場合
様式-3

| 氾濫 ブロック | 水系名:利根川 河川名:利根川 国勢調査年:H17 事業所統計調査年:H13 流量規模:1/5 | | | | | | | | | | | | | | | | | | |
|------------|---|-------|---------|-------|-------------|------------------|--------|-----|-----|--------------------|----------------|----------------|---------------|-----|---------------------------|--------------|-----|--------|----------|
| | 事業所資産被雪額 | | | | | 家庭における 応急対策費用 | | | | | | | | | | | | | |
| | 家屋 | 家庭用品 | 一般資産被雪額 | | 農漁家資産 在庫 | 小計 | 水稲 | 畑作物 | 小計 | 公共土木 施設等 被害額 | 営業 停止 損失 | 清掃 労働 対価 | 代替 活動 等 | 小計 | 事業所 における 応急対策 費用 | その他の 間接被害 | 小計 | 合計 | 備考 |
| | | | 償却 | 在庫 | | | | | | | | | | | | | | | |
| A | 0 | 0 | 0 | 0 | 0 | 0 | 0 | 0 | 0 | 0 | 0 | 0 | 0 | 0 | 0 | 0 | 0 | 0 | |
| B | 0 | 0 | 0 | 0 | 0 | 0 | 0 | 0 | 0 | 0 | 0 | 0 | 0 | 0 | 0 | 0 | 0 | 0 | |
| C | 0 | 0 | 0 | 0 | 0 | 0 | 0 | 0 | 0 | 0 | 0 | 0 | 0 | 0 | 0 | 0 | 0 | 0 | |
| D-1 | 0 | 0 | 0 | 0 | 0 | 0 | 0 | 0 | 0 | 0 | 0 | 0 | 0 | 0 | 0 | 0 | 0 | 0 | |
| D-2 | 22 | 5 | 16 | 6 | 49 | 2 | 2 | 84 | 7 | 1 | 1 | 2 | 0 | 0 | 0 | 144 | 0 | | |
| E | 0 | 0 | 0 | 0 | 0 | 0 | 0 | 0 | 0 | 0 | 0 | 0 | 0 | 0 | 0 | 0 | 0 | 0 | |
| F1 | 0 | 0 | 0 | 0 | 0 | 0 | 0 | 0 | 0 | 0 | 0 | 0 | 0 | 0 | 0 | 0 | 0 | 0 | |
| F2 | 0 | 0 | 0 | 0 | 0 | 0 | 0 | 0 | 0 | 0 | 0 | 0 | 0 | 0 | 0 | 0 | 0 | 0 | |
| F3 | 18,224 | 8,979 | 4,112 | 2,815 | 61 | 21 | 34,212 | 427 | 651 | 1,078 | 57,955 | 1,105 | 372 | 458 | 830 | 563 | 563 | 95,743 | |
| G | 0 | 0 | 0 | 0 | 0 | 2 | 2 | 0 | 0 | 0 | 0 | 0 | 0 | 0 | 0 | 0 | 0 | 2 | |
| H | 0 | 0 | 0 | 0 | 0 | 0 | 0 | 0 | 0 | 0 | 0 | 0 | 0 | 0 | 0 | 0 | 0 | 0 | |
| I | 0 | 0 | 0 | 0 | 0 | 0 | 0 | 0 | 0 | 0 | 0 | 0 | 0 | 0 | 0 | 0 | 0 | 0 | |
| 合計 | 18,246 | 8,984 | 4,128 | 2,821 | 61 | 21 | 34,261 | 431 | 651 | 1,082 | 58,039 | 1,112 | 373 | 459 | 832 | 563 | 563 | 95,889 | (単位:百万円) |

②【S22.09.13】
●事業を実施しない場合
様式-3

| 氾濫 ブロック | 水系名:利根川 河川名:利根川 国勢調査年:H17 事業所統計調査年:H13 流量規模:1/10 | | | | | | | | | | | | | | | | | |
|------------|--|---------|--------|--------|-------|-------|---------|-------|--------------------|----------------|------------------|---------------|-------|---------------------------|--------------|--------|-----------|---|
| | 事業所資産 | | | | | 農漁家資産 | | | | | | | | | | | | |
| | 家屋 | 家庭用品 | 在庫 | | 小計 | 水稲 | 畑作物 | 小計 | 公共土木 施設等 被害額 | 営業 停止 損失 | 家庭における 応急対策費用 | | | | | | | |
| | | | 償却 | 在庫 | | | | | | | 清掃 労働 対価 | 代替 活動 等 | 小計 | 事業所 における 応急対策 費用 | その他の 間接被害 | | | |
| A | 0 | 0 | 0 | 0 | 0 | 0 | 0 | 0 | 0 | 0 | 0 | 0 | 0 | 0 | 0 | 0 | 0 | |
| B | 197,233 | 145,867 | 61,557 | 37,246 | 752 | 229 | 442,884 | 1,777 | 9,563 | 11,340 | 750,246 | 14,621 | 5,511 | 4,316 | 9,827 | 11,000 | 1,239,918 | |
| C | 0 | 0 | 0 | 0 | 0 | 0 | 0 | 0 | 0 | 0 | 0 | 0 | 0 | 0 | 0 | 0 | 0 | 0 |
| D-1 | 29,049 | 36,685 | 10,178 | 3,229 | 346 | 124 | 79,611 | 5,578 | 37 | 5,615 | 134,862 | 1,740 | 1,495 | 1,908 | 3,403 | 903 | 226,134 | |
| D-2 | 406 | 280 | 179 | 73 | 9 | 3 | 950 | 23 | 2 | 25 | 1,608 | 50 | 15 | 26 | 41 | 14 | 2,688 | |
| E | 0 | 0 | 0 | 0 | 0 | 0 | 0 | 0 | 0 | 0 | 0 | 0 | 0 | 0 | 0 | 0 | 0 | 0 |
| F1 | 0 | 0 | 0 | 0 | 0 | 0 | 0 | 0 | 0 | 0 | 0 | 0 | 0 | 0 | 0 | 0 | 0 | 0 |
| F2 | 0 | 0 | 0 | 0 | 0 | 0 | 0 | 0 | 0 | 0 | 0 | 0 | 0 | 0 | 0 | 0 | 0 | 0 |
| F3 | 45,879 | 32,454 | 12,629 | 8,171 | 152 | 51 | 99,336 | 644 | 1,374 | 2,018 | 168,277 | 2,715 | 1,167 | 1,238 | 2,405 | 1,762 | 276,513 | |
| G | 17,402 | 25,856 | 2,523 | 1,889 | 106 | 35 | 47,811 | 773 | 2 | 775 | 80,993 | 685 | 966 | 876 | 1,842 | 952 | 133,058 | |
| H | 0 | 0 | 0 | 0 | 0 | 0 | 0 | 0 | 0 | 0 | 0 | 0 | 0 | 0 | 0 | 0 | 0 | 0 |
| I | 0 | 0 | 0 | 0 | 0 | 0 | 0 | 0 | 0 | 0 | 0 | 0 | 0 | 0 | 0 | 0 | 0 | 0 |
| 合計 | 289,969 | 241,142 | 87,066 | 50,608 | 1,365 | 442 | 670,592 | 8,795 | 10,978 | 19,773 | 1,135,986 | 19,811 | 9,154 | 8,364 | 17,518 | 14,631 | 1,878,311 | |

●事業を実施した場合
様式-3

| 氾濫 ブロック | 水系名:利根川 河川名:利根川 国勢調査年:H17 事業所統計調査年:H13 流量規模:1/10 | | | | | | | | | | | | | | | | | |
|------------|--|---------|--------|--------|-------|-------|---------|-------|--------------------|----------------|------------------|---------------|-------|---------------------------|--------------|--------|-----------|---|
| | 事業所資産 | | | | | 農漁家資産 | | | | | | | | | | | | |
| | 家屋 | 家庭用品 | 在庫 | | 小計 | 水稲 | 畑作物 | 小計 | 公共土木 施設等 被害額 | 営業 停止 損失 | 家庭における 応急対策費用 | | | | | | | |
| | | | 償却 | 在庫 | | | | | | | 清掃 労働 対価 | 代替 活動 等 | 小計 | 事業所 における 応急対策 費用 | その他の 間接被害 | | | |
| A | 0 | 0 | 0 | 0 | 0 | 0 | 0 | 0 | 0 | 0 | 0 | 0 | 0 | 0 | 0 | 0 | 0 | |
| B | 197,233 | 145,867 | 61,557 | 37,246 | 752 | 229 | 442,884 | 1,777 | 9,563 | 11,340 | 750,246 | 14,621 | 5,511 | 4,316 | 9,827 | 11,000 | 1,239,918 | |
| C | 0 | 0 | 0 | 0 | 0 | 0 | 0 | 0 | 0 | 0 | 0 | 0 | 0 | 0 | 0 | 0 | 0 | 0 |
| D-1 | 29,049 | 36,685 | 10,178 | 3,229 | 346 | 124 | 79,611 | 5,578 | 37 | 5,615 | 134,862 | 1,740 | 1,495 | 1,908 | 3,403 | 903 | 226,134 | |
| D-2 | 406 | 280 | 179 | 73 | 9 | 3 | 950 | 23 | 2 | 25 | 1,608 | 50 | 15 | 26 | 41 | 14 | 2,688 | |
| E | 0 | 0 | 0 | 0 | 0 | 0 | 0 | 0 | 0 | 0 | 0 | 0 | 0 | 0 | 0 | 0 | 0 | 0 |
| F1 | 0 | 0 | 0 | 0 | 0 | 0 | 0 | 0 | 0 | 0 | 0 | 0 | 0 | 0 | 0 | 0 | 0 | 0 |
| F2 | 0 | 0 | 0 | 0 | 0 | 0 | 0 | 0 | 0 | 0 | 0 | 0 | 0 | 0 | 0 | 0 | 0 | 0 |
| F3 | 45,879 | 32,454 | 12,629 | 8,171 | 152 | 51 | 99,336 | 644 | 1,374 | 2,018 | 168,277 | 2,715 | 1,167 | 1,238 | 2,405 | 1,762 | 276,513 | |
| G | 17,402 | 25,856 | 2,523 | 1,889 | 106 | 35 | 47,811 | 773 | 2 | 775 | 80,993 | 685 | 966 | 876 | 1,842 | 952 | 133,058 | |
| H | 0 | 0 | 0 | 0 | 0 | 0 | 0 | 0 | 0 | 0 | 0 | 0 | 0 | 0 | 0 | 0 | 0 | 0 |
| I | 0 | 0 | 0 | 0 | 0 | 0 | 0 | 0 | 0 | 0 | 0 | 0 | 0 | 0 | 0 | 0 | 0 | 0 |
| 合計 | 289,969 | 241,142 | 87,066 | 50,608 | 1,365 | 442 | 670,592 | 8,795 | 10,978 | 19,773 | 1,135,986 | 19,811 | 9,154 | 8,364 | 17,518 | 14,631 | 1,878,311 | |

②【S22.09.13】
●事業を実施しない場合
様式-3

| 氾濫 ブロック | 水系名:利根川 河川名:利根川 国勢調査年:H17 事業所統計調査年:H13 流量規模:1/30 | | | | | | | | | | | | | | | | | | |
|------------|--|-----------|---------|---------|-------|--------|-----------|--------|--------------------|----------------|------------------|---------------|--------|--------|---------|--------|---|--------|------------|
| | 事業所資産 | | | | | 農作物被害額 | | | | | | | | | | | | | |
| | 家屋 | 家庭用品 | 償却 | | 在庫 | 水稲 | 畑作物 | 小計 | 公共土木 施設等 被害額 | 営業 停止 損失 | 家庭における 応急対策費用 | | | | | | | | |
| | | | 償却 | 在庫 | | | | | | | 清掃 労働 対価 | 代替 活動 等 | | | | | | | |
| A | 235,951 | 151,904 | 61,361 | 38,825 | 1,630 | 494 | 490,165 | 8,228 | 4,549 | 12,777 | 830,340 | 14,045 | 5,625 | 4,482 | 10,107 | 8,928 | 0 | 8,928 | 1,366,362 |
| B | 352,062 | 226,587 | 98,004 | 60,997 | 1,362 | 411 | 739,423 | 2,363 | 15,695 | 18,058 | 1,252,584 | 23,016 | 8,441 | 6,408 | 14,849 | 16,440 | 0 | 16,440 | 2,064,370 |
| C | 0 | 0 | 0 | 0 | 0 | 0 | 0 | 0 | 0 | 0 | 0 | 0 | 0 | 0 | 0 | 0 | 0 | 0 | 0 |
| D-1 | 56,010 | 61,565 | 18,609 | 6,467 | 598 | 214 | 143,463 | 7,295 | 61 | 7,356 | 243,024 | 2,992 | 2,507 | 2,892 | 5,399 | 1,925 | 0 | 1,925 | 404,159 |
| D-2 | 1,690 | 1,282 | 570 | 197 | 53 | 18 | 3,810 | 40 | 4 | 44 | 6,457 | 114 | 56 | 86 | 142 | 49 | 0 | 49 | 10,616 |
| E | 808,797 | 841,979 | 379,155 | 153,536 | 1,990 | 694 | 2,186,151 | 14,901 | 7,782 | 22,683 | 3,703,339 | 73,191 | 34,549 | 46,534 | 81,083 | 35,580 | 0 | 35,580 | 6,102,027 |
| F1 | 0 | 0 | 0 | 0 | 0 | 0 | 0 | 0 | 0 | 0 | 0 | 0 | 0 | 0 | 0 | 0 | 0 | 0 | 0 |
| F2 | 248,905 | 379,929 | 88,005 | 39,448 | 288 | 89 | 756,664 | 177 | 253 | 430 | 1,281,789 | 17,957 | 15,532 | 13,037 | 28,569 | 14,728 | 0 | 14,728 | 2,100,137 |
| F3 | 86,515 | 59,449 | 20,931 | 14,778 | 280 | 89 | 182,042 | 931 | 2,334 | 3,265 | 308,377 | 4,629 | 2,230 | 1,967 | 4,197 | 3,134 | 0 | 3,134 | 505,644 |
| G | 28,051 | 43,815 | 5,981 | 3,649 | 281 | 88 | 81,865 | 1,092 | 6 | 1,098 | 138,677 | 1,626 | 1,718 | 1,726 | 3,444 | 1,805 | 0 | 1,805 | 228,515 |
| H | 32,218 | 21,817 | 10,733 | 4,483 | 78 | 13 | 69,342 | 159 | 542 | 701 | 117,466 | 3,191 | 1,193 | 1,987 | 3,180 | 305 | 0 | 305 | 194,185 |
| I | 11,117 | 10,139 | 4,842 | 1,934 | 39 | 7 | 28,078 | 51 | 110 | 161 | 47,566 | 1,163 | 400 | 492 | 892 | 186 | 0 | 186 | 78,046 |
| 合計 | 1,861,316 | 1,798,466 | 688,191 | 324,314 | 6,599 | 2,117 | 4,681,003 | 31,558 | 35,015 | 66,573 | 7,929,619 | 141,924 | 72,251 | 79,611 | 151,862 | 83,080 | 0 | 83,080 | 13,054,061 |

●事業を実施した場合
様式-3

| 氾濫 ブロック | 水系名:利根川 河川名:利根川 国勢調査年:H17 事業所統計調査年:H13 流量規模:1/30 | | | | | | | | | | | | | | | | | | |
|------------|--|-----------|---------|---------|-------|--------|-----------|--------|--------------------|----------------|------------------|---------------|--------|--------|---------|--------|---|--------|------------|
| | 事業所資産 | | | | | 農作物被害額 | | | | | | | | | | | | | |
| | 家屋 | 家庭用品 | 償却 | | 在庫 | 水稲 | 畑作物 | 小計 | 公共土木 施設等 被害額 | 営業 停止 損失 | 家庭における 応急対策費用 | | | | | | | | |
| | | | 償却 | 在庫 | | | | | | | 清掃 労働 対価 | 代替 活動 等 | | | | | | | |
| A | 235,951 | 151,904 | 61,361 | 38,825 | 1,630 | 494 | 490,165 | 8,228 | 4,549 | 12,777 | 830,340 | 14,045 | 5,625 | 4,482 | 10,107 | 8,928 | 0 | 8,928 | 1,366,362 |
| B | 352,062 | 226,587 | 98,004 | 60,997 | 1,362 | 411 | 739,423 | 2,363 | 15,695 | 18,058 | 1,252,584 | 23,016 | 8,441 | 6,408 | 14,849 | 16,440 | 0 | 16,440 | 2,064,370 |
| C | 0 | 0 | 0 | 0 | 0 | 0 | 0 | 0 | 0 | 0 | 0 | 0 | 0 | 0 | 0 | 0 | 0 | 0 | 0 |
| D-1 | 56,010 | 61,565 | 18,609 | 6,467 | 598 | 214 | 143,463 | 7,295 | 61 | 7,356 | 243,023 | 2,992 | 2,507 | 2,892 | 5,399 | 1,925 | 0 | 1,925 | 404,158 |
| D-2 | 1,690 | 1,282 | 570 | 197 | 53 | 18 | 3,810 | 40 | 4 | 44 | 6,457 | 114 | 56 | 86 | 142 | 49 | 0 | 49 | 10,616 |
| E | 808,797 | 841,979 | 379,155 | 153,536 | 1,990 | 694 | 2,186,151 | 14,901 | 7,782 | 22,683 | 3,703,339 | 73,191 | 34,549 | 46,534 | 81,083 | 35,580 | 0 | 35,580 | 6,102,027 |
| F1 | 0 | 0 | 0 | 0 | 0 | 0 | 0 | 0 | 0 | 0 | 0 | 0 | 0 | 0 | 0 | 0 | 0 | 0 | 0 |
| F2 | 248,905 | 379,929 | 88,005 | 39,448 | 288 | 89 | 756,664 | 177 | 253 | 430 | 1,281,789 | 17,957 | 15,532 | 13,037 | 28,569 | 14,728 | 0 | 14,728 | 2,100,137 |
| F3 | 86,506 | 59,445 | 20,931 | 14,777 | 280 | 89 | 182,028 | 931 | 2,334 | 3,265 | 308,354 | 4,629 | 2,230 | 1,967 | 4,197 | 3,134 | 0 | 3,134 | 505,607 |
| G | 28,051 | 43,815 | 5,981 | 3,649 | 281 | 88 | 81,865 | 1,092 | 6 | 1,098 | 138,677 | 1,626 | 1,718 | 1,726 | 3,444 | 1,805 | 0 | 1,805 | 228,515 |
| H | 32,218 | 21,817 | 10,733 | 4,483 | 78 | 13 | 69,342 | 159 | 542 | 701 | 117,466 | 3,191 | 1,193 | 1,987 | 3,180 | 305 | 0 | 305 | 194,185 |
| I | 11,117 | 10,139 | 4,842 | 1,934 | 39 | 7 | 28,078 | 51 | 110 | 161 | 47,566 | 1,163 | 400 | 492 | 892 | 186 | 0 | 186 | 78,046 |
| 合計 | 1,861,307 | 1,798,462 | 688,191 | 324,313 | 6,599 | 2,117 | 4,680,989 | 31,558 | 35,015 | 66,573 | 7,929,595 | 141,924 | 72,251 | 79,611 | 151,862 | 83,080 | 0 | 83,080 | 13,054,023 |

②【S22.09.13】
●事業を実施しない場合
様式-3

| 氾濫 ブロック | 水系名:利根川 河川名:利根川 国勢調査年:H17 事業所統計調査年:H13 流量規模:1/50 | | | | | | | | | | | | | | | | | | |
|------------|--|-----------|---------|---------|-------|--------|-----------|--------|--------------------|----------------|------------------|---------------|--------|---------------------------|--------------|---------|---|---------|------------|
| | 一般資産被害額 | | | | | 農作物被害額 | | | | | | | | | | | | | |
| | 家屋 | 家庭用品 | 事業所資産 | | 小計 | 水稻 | 畑作物 | 小計 | 公共土木 施設等 被害額 | 営業 停止 損失 | 家庭における 応急対策費用 | | | | | | | | |
| | | | 償却 | 在庫 | | | | | | | 清掃 労働 対価 | 代替 活動 等 | 小計 | 事業所 における 応急対策 費用 | その他の 間接被害 | | | | |
| A | 279,243 | 169,813 | 65,924 | 43,575 | 1,846 | 557 | 560,958 | 4,656 | 8,514 | 13,170 | 950,264 | 16,020 | 6,301 | 4,809 | 11,110 | 9,996 | 0 | 9,996 | 1,561,518 |
| B | 416,004 | 260,654 | 110,056 | 68,504 | 1,562 | 474 | 857,254 | 2,448 | 17,793 | 20,241 | 1,452,189 | 26,189 | 9,766 | 7,358 | 17,124 | 19,087 | 0 | 19,087 | 2,392,084 |
| C | 0 | 0 | 0 | 0 | 0 | 0 | 0 | 0 | 0 | 0 | 0 | 0 | 0 | 0 | 0 | 0 | 0 | 0 | 0 |
| D-1 | 65,898 | 73,745 | 21,418 | 7,781 | 666 | 237 | 169,745 | 7,571 | 65 | 7,636 | 287,548 | 3,442 | 2,937 | 3,253 | 6,190 | 2,412 | 0 | 2,412 | 476,973 |
| D-2 | 1,872 | 1,450 | 581 | 203 | 56 | 20 | 4,182 | 44 | 5 | 49 | 7,083 | 118 | 65 | 91 | 156 | 57 | 0 | 57 | 11,645 |
| E | 1,124,607 | 1,211,005 | 495,022 | 200,610 | 2,398 | 835 | 3,034,477 | 15,828 | 8,981 | 24,809 | 5,140,403 | 94,473 | 49,216 | 66,197 | 115,413 | 48,664 | 0 | 48,664 | 8,458,239 |
| F1 | 0 | 0 | 0 | 0 | 0 | 0 | 0 | 0 | 0 | 0 | 0 | 0 | 0 | 0 | 0 | 0 | 0 | 0 | 0 |
| F2 | 316,974 | 464,372 | 102,198 | 47,936 | 344 | 102 | 931,926 | 184 | 264 | 448 | 1,578,681 | 22,349 | 19,135 | 14,894 | 34,029 | 18,188 | 0 | 18,188 | 2,585,621 |
| F3 | 103,432 | 70,883 | 22,775 | 16,672 | 343 | 107 | 214,212 | 972 | 2,635 | 3,607 | 362,874 | 5,286 | 2,625 | 2,201 | 4,826 | 3,648 | 0 | 3,648 | 594,453 |
| G | 35,360 | 55,450 | 7,535 | 4,548 | 332 | 100 | 103,325 | 1,117 | 9 | 1,126 | 175,034 | 2,117 | 2,202 | 2,142 | 4,344 | 2,224 | 0 | 2,224 | 288,170 |
| H | 42,590 | 32,475 | 14,010 | 5,853 | 113 | 21 | 95,062 | 182 | 626 | 808 | 161,035 | 3,737 | 1,497 | 2,365 | 3,862 | 577 | 0 | 577 | 265,081 |
| I | 14,539 | 14,674 | 6,540 | 2,749 | 55 | 10 | 38,567 | 61 | 120 | 181 | 65,330 | 1,433 | 545 | 602 | 1,147 | 368 | 0 | 368 | 107,026 |
| 合計 | 2,400,519 | 2,354,521 | 846,059 | 398,431 | 7,715 | 2,463 | 6,009,708 | 33,063 | 39,012 | 72,075 | 10,180,441 | 175,164 | 94,289 | 103,912 | 198,201 | 105,221 | 0 | 105,221 | 16,740,810 |

●事業を実施した場合
様式-3

| 氾濫 ブロック | 水系名:利根川 河川名:利根川 国勢調査年:H17 事業所統計調査年:H13 流量規模:1/50 | | | | | | | | | | | | | | | | | | |
|------------|--|-----------|---------|---------|-------|--------|-----------|--------|--------------------|----------------|------------------|---------------|--------|---------------------------|--------------|---------|---|---------|------------|
| | 一般資産被害額 | | | | | 農作物被害額 | | | | | | | | | | | | | |
| | 家屋 | 家庭用品 | 事業所資産 | | 小計 | 水稻 | 畑作物 | 小計 | 公共土木 施設等 被害額 | 営業 停止 損失 | 家庭における 応急対策費用 | | | | | | | | |
| | | | 償却 | 在庫 | | | | | | | 清掃 労働 対価 | 代替 活動 等 | 小計 | 事業所 における 応急対策 費用 | その他の 間接被害 | | | | |
| A | 279,243 | 169,813 | 65,924 | 43,575 | 1,846 | 557 | 560,958 | 4,656 | 8,514 | 13,170 | 950,264 | 16,020 | 6,301 | 4,809 | 11,110 | 9,996 | 0 | 9,996 | 1,561,518 |
| B | 415,235 | 260,331 | 109,989 | 68,417 | 1,556 | 472 | 856,000 | 2,448 | 17,793 | 20,241 | 1,450,084 | 26,169 | 9,753 | 7,353 | 17,106 | 19,057 | 0 | 19,057 | 2,388,637 |
| C | 0 | 0 | 0 | 0 | 0 | 0 | 0 | 0 | 0 | 0 | 0 | 0 | 0 | 0 | 0 | 0 | 0 | 0 | 0 |
| D-1 | 65,794 | 73,724 | 21,402 | 7,768 | 666 | 237 | 169,591 | 7,564 | 65 | 7,629 | 287,286 | 3,438 | 2,935 | 3,252 | 6,187 | 2,410 | 0 | 2,410 | 476,541 |
| D-2 | 1,872 | 1,450 | 581 | 203 | 56 | 20 | 4,182 | 44 | 5 | 49 | 7,083 | 118 | 65 | 91 | 156 | 57 | 0 | 57 | 11,645 |
| E | 1,124,607 | 1,211,005 | 495,022 | 200,610 | 2,398 | 835 | 3,034,477 | 15,828 | 8,981 | 24,809 | 5,140,403 | 94,473 | 49,216 | 66,197 | 115,413 | 48,664 | 0 | 48,664 | 8,458,239 |
| F1 | 0 | 0 | 0 | 0 | 0 | 0 | 0 | 0 | 0 | 0 | 0 | 0 | 0 | 0 | 0 | 0 | 0 | 0 | 0 |
| F2 | 315,215 | 461,626 | 101,807 | 47,551 | 343 | 102 | 926,644 | 184 | 264 | 448 | 1,569,736 | 22,120 | 18,991 | 14,855 | 33,846 | 17,974 | 0 | 17,974 | 2,570,768 |
| F3 | 103,392 | 70,879 | 22,772 | 16,670 | 343 | 107 | 214,163 | 972 | 2,620 | 3,592 | 362,793 | 5,285 | 2,625 | 2,200 | 4,825 | 3,648 | 0 | 3,648 | 594,306 |
| G | 35,295 | 55,436 | 7,521 | 4,540 | 332 | 100 | 103,224 | 1,116 | 9 | 1,125 | 174,882 | 2,115 | 2,202 | 2,142 | 4,344 | 2,222 | 0 | 2,222 | 287,892 |
| H | 42,590 | 32,475 | 14,010 | 5,853 | 113 | 21 | 95,062 | 182 | 626 | 808 | 161,035 | 3,737 | 1,497 | 2,365 | 3,862 | 577 | 0 | 577 | 265,081 |
| I | 14,539 | 14,674 | 6,540 | 2,749 | 55 | 10 | 38,567 | 61 | 120 | 181 | 65,330 | 1,433 | 545 | 602 | 1,147 | 368 | 0 | 368 | 107,026 |
| 合計 | 2,397,782 | 2,351,413 | 845,568 | 397,936 | 7,708 | 2,461 | 6,002,868 | 33,055 | 38,997 | 72,052 | 10,168,856 | 174,908 | 94,130 | 103,866 | 197,996 | 104,973 | 0 | 104,973 | 16,721,653 |

②【S22.09.13】
●事業を実施しない場合
様式-3

| 氾濫 ブロック | 水系名:利根川 河川名:利根川 | | | | | | | | | | 事業所統計調査年:H13 | | | | | 合計 | 備考 | | | |
|------------|-----------------|-----------|-----------|---------|--------|-------|------------|--------|--------|--------|--------------------|----------------|----------------|---------------|---------|---------|----|---------------------------|--------------|----------|
| | 一般資産被害額 | | | | | 農漁家資産 | | | | | 家庭における 緊急対策費用 | | | | | | | | | |
| | 家屋 | 家庭用品 | 事業所資産 | | 在庫 | 償却 | 在庫 | 水稲 | 畑作物 | 小計 | 公共土木 施設等 被害額 | 営業 停止 損失 | 清掃 労働 対価 | 代替 活動 等 | 小計 | | | 事業所 における 緊急対策 費用 | その他の 間接被害 | |
| | | | 償却 | 在庫 | | | | | | | | | | | | | | | | 水稲 |
| A | 328,804 | 188,770 | 70,642 | 47,980 | 2,073 | 618 | 638,887 | 4,823 | 8,901 | 13,724 | 1,082,273 | 17,910 | 7,079 | 5,273 | 12,352 | 10,949 | 0 | 10,949 | 1,776,095 | |
| B | 488,209 | 299,228 | 126,389 | 79,242 | 1,816 | 546 | 995,430 | 2,648 | 20,681 | 23,329 | 1,686,260 | 30,477 | 11,299 | 8,456 | 19,755 | 21,499 | 0 | 21,499 | 2,776,750 | |
| C | 88,870 | 124,732 | 30,443 | 15,519 | 350 | 106 | 260,020 | 1,323 | 14 | 1,337 | 440,473 | 6,151 | 4,944 | 3,978 | 8,922 | 4,301 | 0 | 4,301 | 721,204 | |
| D-1 | 75,232 | 84,663 | 24,110 | 9,256 | 755 | 266 | 194,282 | 9,250 | 70 | 9,320 | 329,114 | 4,105 | 3,347 | 3,686 | 7,033 | 2,768 | 0 | 2,768 | 546,622 | |
| D-2 | 3,632 | 2,974 | 1,158 | 441 | 78 | 29 | 8,312 | 50 | 6 | 56 | 14,080 | 207 | 116 | 157 | 273 | 137 | 0 | 137 | 23,065 | |
| E | 3,006,938 | 3,493,323 | 1,235,133 | 529,871 | 3,591 | 1,260 | 8,270,116 | 15,521 | 11,078 | 26,599 | 14,009,578 | 214,312 | 137,196 | 148,101 | 285,297 | 170,189 | 0 | 170,189 | 22,976,091 | 136.0km |
| F1 | 0 | 0 | 0 | 0 | 0 | 0 | 0 | 0 | 0 | 0 | 0 | 0 | 0 | 0 | 0 | 0 | 0 | 0 | 0 | |
| F2 | 381,878 | 550,626 | 122,932 | 58,710 | 398 | 117 | 1,114,661 | 204 | 297 | 501 | 1,888,237 | 26,901 | 22,745 | 16,920 | 39,665 | 22,768 | 0 | 22,768 | 3,092,733 | |
| F3 | 125,622 | 86,143 | 27,565 | 20,824 | 429 | 131 | 260,714 | 1,006 | 2,909 | 3,915 | 441,650 | 6,830 | 3,118 | 2,453 | 5,571 | 4,371 | 0 | 4,371 | 723,051 | |
| G | 52,100 | 73,050 | 10,294 | 5,907 | 380 | 113 | 141,844 | 1,148 | 10 | 1,158 | 240,282 | 2,722 | 2,911 | 2,542 | 5,453 | 2,973 | 0 | 2,973 | 394,432 | |
| H | 52,713 | 43,101 | 17,282 | 7,489 | 146 | 29 | 120,760 | 199 | 692 | 891 | 204,568 | 4,281 | 1,829 | 2,683 | 4,512 | 886 | 0 | 886 | 335,898 | |
| I | 16,646 | 17,611 | 8,153 | 3,846 | 65 | 11 | 46,332 | 76 | 133 | 209 | 78,490 | 1,746 | 655 | 685 | 1,340 | 512 | 0 | 512 | 128,629 | |
| 合計 | 4,620,644 | 4,964,221 | 1,674,101 | 779,085 | 10,081 | 3,226 | 12,051,358 | 36,248 | 44,791 | 81,039 | 20,415,005 | 315,642 | 195,239 | 194,934 | 390,173 | 241,353 | 0 | 241,353 | 33,494,570 | (単位:百万円) |

●事業を実施した場合
様式-3

| 氾濫 ブロック | 水系名:利根川 河川名:利根川 | | | | | | | | | | 事業所統計調査年:H13 | | | | | 合計 | 備考 | | | |
|------------|-----------------|-----------|-----------|---------|--------|-------|------------|--------|--------|--------|--------------------|----------------|----------------|---------------|---------|---------|----|---------------------------|--------------|----------|
| | 一般資産被害額 | | | | | 農漁家資産 | | | | | 家庭における 緊急対策費用 | | | | | | | | | |
| | 家屋 | 家庭用品 | 事業所資産 | | 在庫 | 償却 | 在庫 | 水稲 | 畑作物 | 小計 | 公共土木 施設等 被害額 | 営業 停止 損失 | 清掃 労働 対価 | 代替 活動 等 | 小計 | | | 事業所 における 緊急対策 費用 | その他の 間接被害 | |
| | | | 償却 | 在庫 | | | | | | | | | | | | | | | | 水稲 |
| A | 328,804 | 188,770 | 70,642 | 47,980 | 2,073 | 618 | 638,887 | 4,823 | 8,901 | 13,724 | 1,082,273 | 17,910 | 7,079 | 5,273 | 12,352 | 10,949 | 0 | 10,949 | 1,776,095 | |
| B | 488,009 | 299,174 | 126,339 | 79,222 | 1,816 | 546 | 995,106 | 2,645 | 20,655 | 23,300 | 1,685,709 | 30,456 | 11,291 | 8,441 | 19,732 | 21,498 | 0 | 21,498 | 2,775,801 | |
| C | 88,870 | 124,732 | 30,443 | 15,519 | 350 | 106 | 260,020 | 1,323 | 14 | 1,337 | 440,473 | 6,151 | 4,944 | 3,978 | 8,922 | 4,301 | 0 | 4,301 | 721,204 | |
| D-1 | 75,227 | 84,626 | 24,083 | 9,247 | 755 | 266 | 194,204 | 9,244 | 70 | 9,314 | 328,980 | 4,102 | 3,347 | 3,685 | 7,032 | 2,761 | 0 | 2,761 | 546,393 | |
| D-2 | 3,632 | 2,974 | 1,158 | 441 | 78 | 29 | 8,312 | 50 | 6 | 56 | 14,080 | 207 | 116 | 157 | 273 | 137 | 0 | 137 | 23,065 | |
| E | 3,006,938 | 3,493,323 | 1,235,133 | 529,871 | 3,591 | 1,260 | 8,270,116 | 15,521 | 11,078 | 26,599 | 14,009,578 | 214,312 | 137,196 | 148,101 | 285,297 | 170,189 | 0 | 170,189 | 22,976,091 | 136.0km |
| F1 | 0 | 0 | 0 | 0 | 0 | 0 | 0 | 0 | 0 | 0 | 0 | 0 | 0 | 0 | 0 | 0 | 0 | 0 | 0 | |
| F2 | 381,643 | 550,544 | 122,930 | 58,705 | 395 | 117 | 1,114,334 | 204 | 297 | 501 | 1,887,682 | 26,894 | 22,737 | 16,919 | 39,656 | 22,767 | 0 | 22,767 | 3,091,834 | |
| F3 | 124,749 | 85,936 | 27,130 | 20,396 | 426 | 130 | 258,767 | 1,005 | 2,906 | 3,911 | 438,351 | 6,736 | 3,109 | 2,447 | 5,556 | 4,356 | 0 | 4,356 | 717,677 | |
| G | 51,522 | 72,391 | 10,273 | 5,866 | 379 | 113 | 140,544 | 1,148 | 10 | 1,158 | 238,082 | 2,691 | 2,871 | 2,471 | 5,342 | 2,972 | 0 | 2,972 | 390,789 | |
| H | 52,713 | 43,101 | 17,282 | 7,489 | 146 | 29 | 120,760 | 199 | 692 | 891 | 204,568 | 4,281 | 1,829 | 2,683 | 4,512 | 886 | 0 | 886 | 335,898 | |
| I | 16,646 | 17,611 | 8,153 | 3,846 | 65 | 11 | 46,332 | 76 | 133 | 209 | 78,490 | 1,746 | 655 | 685 | 1,340 | 512 | 0 | 512 | 128,629 | |
| 合計 | 4,618,753 | 4,963,182 | 1,673,566 | 778,582 | 10,074 | 3,225 | 12,047,382 | 36,238 | 44,762 | 81,000 | 20,408,266 | 315,486 | 195,174 | 194,840 | 390,014 | 241,328 | 0 | 241,328 | 33,483,476 | (単位:百万円) |

②【S22.09.13】
●事業を実施しない場合
様式-3

| 氾濫 ブロック | 水系名:利根川 河川名:利根川 | | | | | | | | | | 事業所統計調査年:H13 | | | | 備考 | | | | | | | | |
|------------|-----------------|-----------|-----------|-----------|--------|-------|------------|--------|--------|--------|------------------|---------|---------|--------------------|---------|----------------|----------------|---------------|------------|---------------------------|--------------|----|----|
| | 一般資産被雪額 | | | | | 農漁家資産 | | | | | 家庭における 緊急対策費用 | | | | | | | | | | | | |
| | 家屋 | 家庭用品 | 事業所資産 | | 在庫 | 償却 | 在庫 | 償却 | 在庫 | 小計 | 水稲 | 畑作物 | 小計 | 公共土木 施設等 被害額 | | 営業 停止 損失 | 清掃 労働 対価 | 代替 活動 等 | 小計 | 事業所 における 緊急対策 費用 | その他の 間接被害 | 小計 | 合計 |
| | | | 償却 | 在庫 | | | | | | | | | | | | | | | | | | | |
| A | 405,121 | 215,050 | 79,853 | 55,246 | 2,386 | 701 | 758,357 | 5,026 | 9,478 | 14,504 | 1,284,658 | 21,383 | 8,200 | 5,966 | 14,166 | 12,758 | 0 | 12,758 | 2,105,826 | | | | |
| B | 644,058 | 366,965 | 150,151 | 98,117 | 2,267 | 669 | 1,262,227 | 3,220 | 25,723 | 28,943 | 2,138,213 | 37,932 | 13,919 | 10,134 | 24,053 | 26,674 | 0 | 26,674 | 3,518,042 | | | | |
| C | 137,859 | 167,494 | 44,331 | 21,559 | 428 | 125 | 371,496 | 1,400 | 15 | 1,415 | 629,314 | 8,843 | 6,631 | 4,758 | 11,389 | 6,371 | 0 | 6,371 | 1,028,828 | | | | |
| D-1 | 96,770 | 106,928 | 27,522 | 12,249 | 901 | 319 | 244,689 | 10,170 | 77 | 10,247 | 414,503 | 5,056 | 4,184 | 4,283 | 8,467 | 3,926 | 0 | 3,926 | 686,888 | | | | |
| D-2 | 8,860 | 11,121 | 2,065 | 834 | 87 | 32 | 22,999 | 69 | 12 | 81 | 38,961 | 440 | 405 | 530 | 935 | 301 | 0 | 301 | 63,717 | | | | |
| E | 4,553,367 | 5,153,187 | 1,599,527 | 737,273 | 4,425 | 1,500 | 12,049,279 | 18,379 | 13,049 | 31,428 | 20,411,478 | 306,350 | 198,017 | 194,230 | 392,247 | 252,684 | 0 | 252,684 | 33,443,466 | | | | |
| F1 | 163,052 | 319,620 | 137,036 | 35,241 | 92 | 34 | 655,075 | 27 | 386 | 413 | 1,109,697 | 20,352 | 13,400 | 15,535 | 28,935 | 10,448 | 0 | 10,448 | 1,824,920 | | | | |
| F2 | 505,081 | 675,521 | 145,759 | 74,725 | 470 | 136 | 1,401,692 | 208 | 316 | 524 | 2,374,465 | 35,623 | 28,159 | 19,047 | 47,206 | 27,987 | 0 | 27,987 | 3,887,497 | | | | |
| F3 | 165,885 | 112,175 | 35,379 | 27,623 | 544 | 163 | 341,769 | 1,100 | 3,569 | 4,669 | 578,955 | 9,249 | 4,115 | 3,071 | 7,186 | 5,310 | 0 | 5,310 | 947,138 | | | | |
| G | 84,927 | 105,006 | 14,743 | 8,622 | 468 | 137 | 213,903 | 1,206 | 14 | 1,220 | 362,351 | 4,225 | 4,322 | 3,297 | 7,619 | 4,320 | 0 | 4,320 | 593,638 | | | | |
| H | 65,796 | 57,808 | 21,858 | 9,418 | 195 | 42 | 155,117 | 215 | 805 | 1,020 | 262,768 | 4,983 | 2,283 | 3,133 | 5,416 | 1,303 | 0 | 1,303 | 430,607 | | | | |
| I | 19,651 | 21,753 | 10,971 | 6,034 | 79 | 13 | 58,501 | 85 | 144 | 229 | 99,101 | 2,377 | 814 | 788 | 1,602 | 824 | 0 | 824 | 162,634 | | | | |
| 合計 | 6,850,127 | 7,312,628 | 2,269,195 | 1,086,941 | 12,342 | 3,871 | 17,535,104 | 41,105 | 53,588 | 94,693 | 29,704,464 | 456,813 | 284,449 | 264,772 | 549,221 | 352,906 | 0 | 352,906 | 48,693,201 | | | | |

●事業を実施した場合
様式-3

| 氾濫 ブロック | 水系名:利根川 河川名:利根川 | | | | | | | | | | 事業所統計調査年:H13 | | | | 備考 | | | | | | |
|------------|-----------------|-----------|-----------|-----------|--------|-------|------------|--------|--------|--------|------------------|--------------------|----------------|----------------|---------|---------------|----|---------------------------|--------------|----|----|
| | 一般資産被雪額 | | | | | 農漁家資産 | | | | | 家庭における 緊急対策費用 | | | | | | | | | | |
| | 家屋 | 家庭用品 | 事業所資産 | | 在庫 | 償却 | 在庫 | 小計 | 水稲 | 畑作物 | 小計 | 公共土木 施設等 被害額 | 営業 停止 損失 | 清掃 労働 対価 | | 代替 活動 等 | 小計 | 事業所 における 緊急対策 費用 | その他の 間接被害 | 小計 | 合計 |
| | | | 償却 | 在庫 | | | | | | | | | | | | | | | | | |
| A | 404,611 | 214,983 | 79,830 | 55,215 | 2,386 | 701 | 757,726 | 5,026 | 9,478 | 14,504 | 1,283,589 | 21,378 | 8,196 | 5,964 | 14,160 | 12,750 | 0 | 12,750 | 2,104,107 | | |
| B | 640,141 | 365,574 | 149,313 | 97,624 | 2,261 | 667 | 1,255,580 | 3,219 | 25,682 | 28,901 | 2,126,952 | 37,766 | 13,862 | 10,091 | 23,953 | 26,548 | 0 | 26,548 | 3,499,700 | | |
| C | 136,857 | 166,084 | 43,775 | 21,423 | 428 | 125 | 388,692 | 1,400 | 15 | 1,415 | 624,565 | 8,783 | 6,588 | 4,747 | 11,335 | 6,289 | 0 | 6,289 | 1,021,079 | | |
| D-1 | 96,498 | 106,622 | 27,500 | 12,232 | 899 | 318 | 244,069 | 10,165 | 77 | 10,242 | 413,454 | 5,050 | 4,147 | 4,265 | 8,412 | 3,915 | 0 | 3,915 | 685,142 | | |
| D-2 | 8,860 | 11,121 | 2,065 | 834 | 87 | 32 | 22,999 | 69 | 12 | 81 | 38,961 | 440 | 405 | 530 | 935 | 301 | 0 | 301 | 63,717 | | |
| E | 4,553,367 | 5,153,187 | 1,599,527 | 737,273 | 4,425 | 1,500 | 12,049,279 | 18,379 | 13,049 | 31,428 | 20,411,478 | 306,350 | 198,017 | 194,230 | 392,247 | 252,684 | 0 | 252,684 | 33,443,466 | | |
| F1 | 162,542 | 319,184 | 131,599 | 34,933 | 92 | 34 | 648,384 | 27 | 386 | 413 | 1,098,364 | 20,062 | 13,354 | 15,512 | 28,866 | 10,432 | 0 | 10,432 | 1,806,521 | | |
| F2 | 500,281 | 668,505 | 144,880 | 74,393 | 467 | 135 | 1,388,661 | 208 | 316 | 524 | 2,352,390 | 35,174 | 27,868 | 18,972 | 46,840 | 27,766 | 0 | 27,766 | 3,851,355 | | |
| F3 | 164,933 | 111,208 | 35,231 | 27,530 | 540 | 161 | 339,603 | 1,099 | 3,551 | 4,650 | 575,288 | 9,218 | 4,078 | 3,053 | 7,131 | 5,285 | 0 | 5,285 | 941,175 | | |
| G | 84,804 | 104,945 | 14,704 | 8,587 | 467 | 136 | 213,643 | 1,200 | 14 | 1,214 | 361,912 | 4,216 | 4,319 | 3,294 | 7,613 | 4,309 | 0 | 4,309 | 592,907 | | |
| H | 65,796 | 57,808 | 21,858 | 9,418 | 195 | 42 | 155,117 | 215 | 805 | 1,020 | 262,768 | 4,983 | 2,283 | 3,133 | 5,416 | 1,303 | 0 | 1,303 | 430,607 | | |
| I | 19,651 | 21,753 | 10,971 | 6,034 | 79 | 13 | 58,501 | 85 | 144 | 229 | 99,101 | 2,377 | 814 | 788 | 1,602 | 824 | 0 | 824 | 162,634 | | |
| 合計 | 6,838,341 | 7,300,974 | 2,261,253 | 1,085,496 | 12,326 | 3,864 | 17,502,254 | 41,092 | 53,529 | 94,621 | 29,648,822 | 455,797 | 283,931 | 264,579 | 548,510 | 352,406 | 0 | 352,406 | 48,602,410 | | |

③【S23.09.14】
●事業を実施しない場合

| 氾濫 ブロック | 水系名:利根川 河川名:利根川 国勢調査年:H17 事業所統計調査年:H13 流量規模:1/3 | | | | | | | | | | | |
|------------|---|------|------|----|-----|--------|-----|-----|--------------------|----------------|------------------|---------------|
| | 事業所資産被雪額 | | | | | 農作物被雪額 | | | | | | |
| | 家屋 | 家庭用品 | 一般資産 | | 小計 | 水稲 | 畑作物 | 小計 | 公共土木 施設等 被害額 | 営業 停止 損失 | 家庭における 応急対策費用 | |
| | | | 償却 | 在庫 | | | | | | | 清掃 労働 対価 | 代替 活動 等 |
| A | 0 | 0 | 0 | 0 | 0 | 0 | 0 | 0 | 0 | 0 | 0 | 0 |
| B | 0 | 0 | 0 | 0 | 0 | 0 | 0 | 0 | 0 | 0 | 0 | 0 |
| C | 0 | 0 | 0 | 0 | 0 | 0 | 0 | 0 | 0 | 0 | 0 | 0 |
| D-1 | 0 | 0 | 0 | 0 | 0 | 0 | 0 | 0 | 0 | 0 | 0 | 0 |
| D-2 | 66 | 12 | 18 | 7 | 103 | 4 | 4 | 173 | 8 | 2 | 3 | 5 |
| E | 0 | 0 | 0 | 0 | 0 | 0 | 0 | 0 | 0 | 0 | 0 | 0 |
| F1 | 0 | 0 | 0 | 0 | 0 | 0 | 0 | 0 | 0 | 0 | 0 | 0 |
| F2 | 0 | 0 | 0 | 0 | 0 | 0 | 0 | 0 | 0 | 0 | 0 | 0 |
| F3 | 0 | 0 | 0 | 0 | 0 | 0 | 0 | 0 | 0 | 0 | 0 | 0 |
| G | 0 | 0 | 0 | 0 | 0 | 2 | 2 | 0 | 0 | 0 | 0 | 0 |
| H | 0 | 0 | 0 | 0 | 0 | 0 | 0 | 0 | 0 | 0 | 0 | 0 |
| I | 0 | 0 | 0 | 0 | 0 | 0 | 0 | 0 | 0 | 0 | 0 | 0 |
| 合計 | 66 | 12 | 18 | 7 | 103 | 6 | 6 | 173 | 8 | 2 | 3 | 5 |

●事業を実施した場合

| 氾濫 ブロック | 水系名:利根川 河川名:利根川 国勢調査年:H17 事業所統計調査年:H13 流量規模:1/3 | | | | | | | | | | | |
|------------|---|------|------|----|----|--------|-----|----|--------------------|----------------|------------------|---------------|
| | 事業所資産被雪額 | | | | | 農作物被雪額 | | | | | | |
| | 家屋 | 家庭用品 | 一般資産 | | 小計 | 水稲 | 畑作物 | 小計 | 公共土木 施設等 被害額 | 営業 停止 損失 | 家庭における 応急対策費用 | |
| | | | 償却 | 在庫 | | | | | | | 清掃 労働 対価 | 代替 活動 等 |
| A | 0 | 0 | 0 | 0 | 0 | 0 | 0 | 0 | 0 | 0 | 0 | 0 |
| B | 0 | 0 | 0 | 0 | 0 | 0 | 0 | 0 | 0 | 0 | 0 | 0 |
| C | 0 | 0 | 0 | 0 | 0 | 0 | 0 | 0 | 0 | 0 | 0 | 0 |
| D-1 | 0 | 0 | 0 | 0 | 0 | 0 | 0 | 0 | 0 | 0 | 0 | 0 |
| D-2 | 43 | 7 | 2 | 0 | 52 | 2 | 2 | 88 | 1 | 1 | 2 | 3 |
| E | 0 | 0 | 0 | 0 | 0 | 0 | 0 | 0 | 0 | 0 | 0 | 0 |
| F1 | 0 | 0 | 0 | 0 | 0 | 0 | 0 | 0 | 0 | 0 | 0 | 0 |
| F2 | 0 | 0 | 0 | 0 | 0 | 0 | 0 | 0 | 0 | 0 | 0 | 0 |
| F3 | 0 | 0 | 0 | 0 | 0 | 0 | 0 | 0 | 0 | 0 | 0 | 0 |
| G | 0 | 0 | 0 | 0 | 0 | 0 | 0 | 0 | 0 | 0 | 0 | 0 |
| H | 0 | 0 | 0 | 0 | 0 | 0 | 0 | 0 | 0 | 0 | 0 | 0 |
| I | 0 | 0 | 0 | 0 | 0 | 0 | 0 | 0 | 0 | 0 | 0 | 0 |
| 合計 | 43 | 7 | 2 | 0 | 52 | 2 | 2 | 88 | 1 | 1 | 2 | 3 |

③【S23.09.14】
●事業を実施しない場合
様式-3

| 氾濫 ブロック | 水系名:利根川 河川名:利根川 国勢調査年:H17 事業所統計調査年:H13 流量規模:1/5 | | | | | | | | | | | | | | | | | | |
|------------|---|--------|--------|-------|-----|--------|---------|-------|--------------------|----------------|------------------|---------------|---------------------------|--------------|-------|-------|---|-------|---------|
| | 事業所資産被雪額 | | | | | 農作物被雪額 | | | | | | | | | | | | | |
| | 家屋 | 家庭用品 | 事業所資産 | | 小計 | 水稻 | 畑作物 | 小計 | 公共土木 施設等 被害額 | 営業 停止 損失 | 家庭における 応急対策費用 | | | | | | | | |
| | | | 償却 | 在庫 | | | | | | | 清掃 労働 対価 | 代替 活動 等 | 事業所 における 応急対策 費用 | その他の 間接被害 | | | | | |
| A | 0 | 0 | 0 | 0 | 0 | 0 | 0 | 0 | 0 | 0 | 0 | 0 | | | | | | | |
| B | 0 | 0 | 0 | 0 | 0 | 0 | 0 | 0 | 0 | 0 | 0 | 0 | | | | | | | |
| C | 0 | 0 | 0 | 0 | 0 | 0 | 0 | 0 | 0 | 0 | 0 | 0 | | | | | | | |
| D-1 | 24,949 | 30,559 | 8,577 | 2,522 | 298 | 106 | 66,611 | 4,965 | 27 | 4,992 | 112,839 | 1,479 | 1,252 | 1,701 | 2,953 | 636 | 0 | 636 | 189,510 |
| D-2 | 396 | 245 | 173 | 73 | 8 | 3 | 898 | 22 | 2 | 24 | 1,521 | 50 | 14 | 25 | 39 | 13 | 0 | 13 | 2,545 |
| E | 0 | 0 | 0 | 0 | 0 | 0 | 0 | 0 | 0 | 0 | 0 | 0 | 0 | 0 | 0 | 0 | 0 | 0 | 0 |
| F1 | 0 | 0 | 0 | 0 | 0 | 0 | 0 | 0 | 0 | 0 | 0 | 0 | 0 | 0 | 0 | 0 | 0 | 0 | 0 |
| F2 | 0 | 0 | 0 | 0 | 0 | 0 | 0 | 0 | 0 | 0 | 0 | 0 | 0 | 0 | 0 | 0 | 0 | 0 | 0 |
| F3 | 29,475 | 16,949 | 7,201 | 4,647 | 97 | 33 | 58,402 | 457 | 908 | 1,365 | 98,934 | 1,708 | 661 | 810 | 1,471 | 907 | 0 | 907 | 162,787 |
| G | 17,095 | 25,585 | 2,441 | 1,861 | 79 | 25 | 47,086 | 605 | 1 | 606 | 79,764 | 665 | 954 | 863 | 1,817 | 941 | 0 | 941 | 130,879 |
| H | 0 | 0 | 0 | 0 | 0 | 0 | 0 | 0 | 0 | 0 | 0 | 0 | 0 | 0 | 0 | 0 | 0 | 0 | 0 |
| I | 0 | 0 | 0 | 0 | 0 | 0 | 0 | 0 | 0 | 0 | 0 | 0 | 0 | 0 | 0 | 0 | 0 | 0 | 0 |
| 合計 | 71,515 | 73,338 | 18,392 | 9,103 | 482 | 167 | 172,997 | 6,049 | 938 | 6,987 | 293,058 | 3,902 | 2,881 | 3,399 | 6,280 | 2,497 | 0 | 2,497 | 485,721 |

●事業を実施した場合
様式-3

| 氾濫 ブロック | 水系名:利根川 河川名:利根川 国勢調査年:H17 事業所統計調査年:H13 流量規模:1/5 | | | | | | | | | | | | | | | | | | |
|------------|---|--------|--------|-------|-----|--------|---------|-------|--------------------|----------------|------------------|---------------|---------------------------|--------------|-------|-------|---|-------|---------|
| | 事業所資産被雪額 | | | | | 農作物被雪額 | | | | | | | | | | | | | |
| | 家屋 | 家庭用品 | 事業所資産 | | 小計 | 水稻 | 畑作物 | 小計 | 公共土木 施設等 被害額 | 営業 停止 損失 | 家庭における 応急対策費用 | | | | | | | | |
| | | | 償却 | 在庫 | | | | | | | 清掃 労働 対価 | 代替 活動 等 | 事業所 における 応急対策 費用 | その他の 間接被害 | | | | | |
| A | 0 | 0 | 0 | 0 | 0 | 0 | 0 | 0 | 0 | 0 | 0 | 0 | 0 | 0 | 0 | 0 | 0 | 0 | 0 |
| B | 0 | 0 | 0 | 0 | 0 | 0 | 0 | 0 | 0 | 0 | 0 | 0 | 0 | 0 | 0 | 0 | 0 | 0 | 0 |
| C | 0 | 0 | 0 | 0 | 0 | 0 | 0 | 0 | 0 | 0 | 0 | 0 | 0 | 0 | 0 | 0 | 0 | 0 | 0 |
| D-1 | 23,092 | 28,074 | 8,198 | 2,378 | 278 | 98 | 62,118 | 4,832 | 27 | 4,859 | 105,226 | 1,401 | 1,172 | 1,613 | 2,785 | 603 | 0 | 603 | 176,992 |
| D-2 | 197 | 194 | 120 | 44 | 8 | 3 | 566 | 22 | 1 | 23 | 959 | 27 | 7 | 11 | 18 | 12 | 0 | 12 | 1,605 |
| E | 0 | 0 | 0 | 0 | 0 | 0 | 0 | 0 | 0 | 0 | 0 | 0 | 0 | 0 | 0 | 0 | 0 | 0 | 0 |
| F1 | 0 | 0 | 0 | 0 | 0 | 0 | 0 | 0 | 0 | 0 | 0 | 0 | 0 | 0 | 0 | 0 | 0 | 0 | 0 |
| F2 | 0 | 0 | 0 | 0 | 0 | 0 | 0 | 0 | 0 | 0 | 0 | 0 | 0 | 0 | 0 | 0 | 0 | 0 | 0 |
| F3 | 26,258 | 14,244 | 6,174 | 4,115 | 84 | 29 | 50,904 | 450 | 866 | 1,316 | 86,231 | 1,516 | 568 | 692 | 1,260 | 811 | 0 | 811 | 142,038 |
| G | 16,273 | 25,041 | 2,128 | 1,773 | 70 | 21 | 45,306 | 482 | 1 | 483 | 76,749 | 634 | 938 | 859 | 1,797 | 875 | 0 | 875 | 125,844 |
| H | 0 | 0 | 0 | 0 | 0 | 0 | 0 | 0 | 0 | 0 | 0 | 0 | 0 | 0 | 0 | 0 | 0 | 0 | 0 |
| I | 0 | 0 | 0 | 0 | 0 | 0 | 0 | 0 | 0 | 0 | 0 | 0 | 0 | 0 | 0 | 0 | 0 | 0 | 0 |
| 合計 | 65,820 | 67,553 | 16,620 | 8,310 | 440 | 151 | 158,894 | 5,786 | 895 | 6,681 | 269,165 | 3,578 | 2,685 | 3,175 | 5,860 | 2,301 | 0 | 2,301 | 446,479 |

③【S23.09.14】
●事業を実施しない場合
様式-3

| 氾濫 ブロック | 水系名:利根川 河川名:利根川 国勢調査年:H17 事業所統計調査年:H13 流量規模:1/10 | | | | | | | | | | | | | | | | | | |
|------------|--|---------|---------|--------|-------|------------------|---------|--------|--------------------|----------------|----------------|---------------|--------|---------------------------|--------------|--------|----|--------|-----------|
| | 事業所資産被書額 | | | | | 家庭における 応急対策費用 | | | | | | | | | | | | | |
| | 家屋 | 家庭用品 | 事業所資産 | | 小計 | 水稲 | 畑作物 | 小計 | 公共土木 施設等 被書額 | 営業 停止 損失 | 清掃 労働 対価 | 代替 活動 等 | 小計 | 事業所 における 応急対策 費用 | その他の 間接被書 | 小計 | 合計 | 備考 | |
| | | | 償却 | 在庫 | | | | | | | | | | | | | | | 償却 |
| A | 0 | 0 | 0 | 0 | 0 | 0 | 0 | 0 | 0 | 0 | 0 | 0 | 0 | 0 | 0 | 0 | 0 | 0 | |
| B | 264,598 | 183,004 | 77,981 | 46,325 | 989 | 302 | 573,199 | 2,184 | 12,493 | 14,677 | 970,996 | 18,489 | 6,837 | 5,306 | 12,143 | 13,266 | 0 | 13,266 | 1,602,770 |
| C | 0 | 0 | 0 | 0 | 0 | 0 | 0 | 0 | 0 | 0 | 0 | 0 | 0 | 0 | 0 | 0 | 0 | 0 | 0 |
| D-1 | 51,487 | 57,353 | 16,726 | 5,720 | 555 | 197 | 132,038 | 7,049 | 58 | 7,107 | 223,671 | 2,711 | 2,325 | 2,733 | 5,058 | 1,630 | 0 | 1,630 | 372,215 |
| D-2 | 1,428 | 1,157 | 500 | 172 | 48 | 16 | 3,321 | 40 | 3 | 43 | 5,626 | 103 | 49 | 80 | 129 | 40 | 0 | 40 | 9,282 |
| E | 0 | 0 | 0 | 0 | 0 | 0 | 0 | 0 | 0 | 0 | 0 | 0 | 0 | 0 | 0 | 0 | 0 | 0 | 0 |
| F1 | 0 | 0 | 0 | 0 | 0 | 0 | 0 | 0 | 0 | 0 | 0 | 0 | 0 | 0 | 0 | 0 | 0 | 0 | 0 |
| F2 | 0 | 0 | 0 | 0 | 0 | 0 | 0 | 0 | 0 | 0 | 0 | 0 | 0 | 0 | 0 | 0 | 0 | 0 | 0 |
| F3 | 62,603 | 44,111 | 16,401 | 11,208 | 200 | 65 | 134,588 | 815 | 1,662 | 2,477 | 227,992 | 3,530 | 1,631 | 1,553 | 3,184 | 2,369 | 0 | 2,369 | 374,140 |
| G | 24,304 | 37,025 | 5,274 | 3,021 | 222 | 74 | 69,920 | 1,065 | 6 | 1,071 | 118,444 | 1,373 | 1,464 | 1,521 | 2,985 | 1,433 | 0 | 1,433 | 195,226 |
| H | 22,928 | 13,900 | 7,309 | 3,124 | 45 | 7 | 47,313 | 138 | 452 | 590 | 80,150 | 2,482 | 915 | 1,584 | 2,499 | 159 | 0 | 159 | 133,193 |
| I | 7,462 | 6,132 | 3,644 | 1,478 | 20 | 3 | 18,739 | 46 | 90 | 136 | 31,745 | 939 | 276 | 378 | 654 | 124 | 0 | 124 | 52,337 |
| 合計 | 434,810 | 342,682 | 127,835 | 71,048 | 2,079 | 664 | 979,118 | 11,337 | 14,764 | 26,101 | 1,658,624 | 29,627 | 13,497 | 13,155 | 26,652 | 19,021 | 0 | 19,021 | 2,739,143 |

●事業を実施した場合
様式-3

| 氾濫 ブロック | 水系名:利根川 河川名:利根川 国勢調査年:H17 事業所統計調査年:H13 流量規模:1/10 | | | | | | | | | | | | | | | | | | |
|------------|--|---------|---------|--------|-------|------------------|---------|--------|--------------------|----------------|----------------|---------------|--------|---------------------------|--------------|--------|----|--------|-----------|
| | 事業所資産被書額 | | | | | 家庭における 応急対策費用 | | | | | | | | | | | | | |
| | 家屋 | 家庭用品 | 事業所資産 | | 小計 | 水稲 | 畑作物 | 小計 | 公共土木 施設等 被書額 | 営業 停止 損失 | 清掃 労働 対価 | 代替 活動 等 | 小計 | 事業所 における 応急対策 費用 | その他の 間接被書 | 小計 | 合計 | 備考 | |
| | | | 償却 | 在庫 | | | | | | | | | | | | | | | 償却 |
| A | 0 | 0 | 0 | 0 | 0 | 0 | 0 | 0 | 0 | 0 | 0 | 0 | 0 | 0 | 0 | 0 | 0 | 0 | |
| B | 249,000 | 174,636 | 72,827 | 43,356 | 902 | 273 | 540,994 | 2,058 | 11,896 | 13,954 | 916,446 | 17,510 | 6,577 | 5,108 | 11,685 | 12,766 | 0 | 12,766 | 1,513,355 |
| C | 0 | 0 | 0 | 0 | 0 | 0 | 0 | 0 | 0 | 0 | 0 | 0 | 0 | 0 | 0 | 0 | 0 | 0 | 0 |
| D-1 | 50,079 | 56,284 | 16,443 | 5,551 | 544 | 194 | 129,095 | 6,996 | 58 | 7,054 | 218,687 | 2,659 | 2,273 | 2,698 | 4,971 | 1,575 | 0 | 1,575 | 364,041 |
| D-2 | 1,418 | 1,149 | 476 | 157 | 48 | 16 | 3,264 | 40 | 3 | 43 | 5,530 | 99 | 49 | 80 | 129 | 34 | 0 | 34 | 9,099 |
| E | 0 | 0 | 0 | 0 | 0 | 0 | 0 | 0 | 0 | 0 | 0 | 0 | 0 | 0 | 0 | 0 | 0 | 0 | 0 |
| F1 | 0 | 0 | 0 | 0 | 0 | 0 | 0 | 0 | 0 | 0 | 0 | 0 | 0 | 0 | 0 | 0 | 0 | 0 | 0 |
| F2 | 0 | 0 | 0 | 0 | 0 | 0 | 0 | 0 | 0 | 0 | 0 | 0 | 0 | 0 | 0 | 0 | 0 | 0 | 0 |
| F3 | 60,058 | 41,632 | 15,880 | 10,717 | 192 | 63 | 128,542 | 802 | 1,586 | 2,388 | 217,750 | 3,390 | 1,540 | 1,491 | 3,031 | 2,261 | 0 | 2,261 | 357,362 |
| G | 22,987 | 35,585 | 5,033 | 2,915 | 217 | 73 | 66,810 | 1,058 | 6 | 1,064 | 113,177 | 1,297 | 1,404 | 1,452 | 2,856 | 1,360 | 0 | 1,360 | 186,564 |
| H | 1,862 | 918 | 534 | 178 | 5 | 0 | 3,497 | 37 | 91 | 128 | 5,925 | 164 | 64 | 111 | 175 | 9 | 0 | 9 | 9,898 |
| I | 2,411 | 1,277 | 1,442 | 680 | 0 | 0 | 5,810 | 35 | 53 | 88 | 9,844 | 561 | 110 | 184 | 294 | 40 | 0 | 40 | 16,637 |
| 合計 | 387,815 | 311,481 | 112,635 | 63,554 | 1,908 | 619 | 878,012 | 11,026 | 13,693 | 24,719 | 1,487,359 | 25,680 | 12,017 | 11,124 | 23,141 | 18,045 | 0 | 18,045 | 2,456,956 |

③【S23.09.14】
●事業を実施しない場合
様式-3

| 氾濫 ブロック | 水系名:利根川 河川名:利根川 | | | | | | | | | | 事業所統計調査年:H13 | | | | | | | | | | 備考 |
|------------|-----------------|-----------|---------|---------|-------|-------|-----------|--------|--------|--------|--------------------|----------------|----------------|---------------|---------|---------------------------|----|---------|------------|--|----|
| | 一般資産被害額 | | | | | 農漁家資産 | | | | | 農業における 家庭対策費用 | | | | | 事業所 における 応急対策 費用 | | | | | |
| | 家屋 | 家庭用品 | 事業所資産 | | 在庫 | 償却 | 在庫 | 畑作物 | 水稻 | 小計 | 公共土木 施設等 被害額 | 営業 停止 損失 | 清掃 労働 対価 | 代替 活動 等 | 小計 | その他の 間接被害 | 小計 | 合計 | | | |
| | | | 償却 | 在庫 | | | | | | | | | | | | | | | | | |
| A | 283,369 | 169,508 | 66,209 | 44,265 | 1,854 | 557 | 565,762 | 4,655 | 8,484 | 13,139 | 958,401 | 16,068 | 6,318 | 4,783 | 11,101 | 10,077 | 0 | 10,077 | 1,574,548 | | |
| B | 448,467 | 280,038 | 116,779 | 73,883 | 1,702 | 513 | 921,382 | 2,556 | 19,478 | 22,034 | 1,560,823 | 27,984 | 10,485 | 7,856 | 18,341 | 20,254 | 0 | 20,254 | 2,570,818 | | |
| C | 84,030 | 117,447 | 30,010 | 14,801 | 333 | 101 | 246,722 | 1,300 | 14 | 1,314 | 417,947 | 5,847 | 4,613 | 3,866 | 8,479 | 4,053 | 0 | 4,053 | 684,362 | | |
| D-1 | 76,101 | 85,938 | 24,741 | 9,474 | 761 | 268 | 197,283 | 9,261 | 70 | 9,331 | 334,196 | 4,175 | 3,399 | 3,712 | 7,111 | 2,871 | 0 | 2,871 | 554,967 | | |
| D-2 | 3,692 | 3,125 | 1,077 | 451 | 79 | 29 | 8,453 | 52 | 6 | 58 | 14,317 | 210 | 119 | 160 | 279 | 148 | 0 | 148 | 23,465 | | |
| E | 1,120,911 | 1,209,360 | 492,819 | 199,181 | 2,349 | 820 | 3,025,440 | 15,735 | 8,974 | 24,709 | 5,125,097 | 94,199 | 49,201 | 66,474 | 115,675 | 48,407 | 0 | 48,407 | 8,433,527 | | |
| F1 | 0 | 0 | 0 | 0 | 0 | 0 | 0 | 0 | 0 | 0 | 0 | 0 | 0 | 0 | 0 | 0 | 0 | 0 | 0 | | |
| F2 | 338,032 | 492,339 | 108,954 | 50,981 | 355 | 105 | 990,766 | 187 | 276 | 463 | 1,678,356 | 23,930 | 20,313 | 15,607 | 35,920 | 19,559 | 0 | 19,559 | 2,748,994 | | |
| F3 | 110,760 | 76,348 | 23,630 | 17,481 | 368 | 115 | 228,702 | 980 | 2,720 | 3,700 | 387,422 | 5,611 | 2,792 | 2,291 | 5,083 | 3,868 | 0 | 3,868 | 634,386 | | |
| G | 51,898 | 72,596 | 10,328 | 5,897 | 379 | 113 | 141,211 | 1,148 | 10 | 1,158 | 239,210 | 2,716 | 2,901 | 2,525 | 5,426 | 2,973 | 0 | 2,973 | 392,694 | | |
| H | 52,549 | 42,565 | 17,216 | 7,481 | 144 | 28 | 119,983 | 197 | 713 | 910 | 203,253 | 4,314 | 1,816 | 2,677 | 4,493 | 882 | 0 | 882 | 333,835 | | |
| I | 16,458 | 17,510 | 8,128 | 3,839 | 65 | 11 | 46,011 | 74 | 132 | 206 | 77,944 | 1,741 | 650 | 676 | 1,326 | 512 | 0 | 512 | 127,740 | | |
| 合計 | 2,586,267 | 2,566,774 | 899,891 | 427,734 | 8,389 | 2,660 | 6,491,715 | 36,145 | 40,877 | 77,022 | 10,996,966 | 186,795 | 102,607 | 110,627 | 213,234 | 113,604 | 0 | 113,604 | 18,079,336 | | |

●事業を実施した場合
様式-3

| 氾濫 ブロック | 水系名:利根川 河川名:利根川 | | | | | | | | | | 事業所統計調査年:H13 | | | | | | | | | | 備考 |
|------------|-----------------|-----------|---------|---------|-------|-------|-----------|--------|--------|--------|--------------------|----------------|----------------|---------------|---------|---------------------------|----|---------|------------|--|----|
| | 一般資産被害額 | | | | | 農漁家資産 | | | | | 農業における 家庭対策費用 | | | | | 事業所 における 応急対策 費用 | | | | | |
| | 家屋 | 家庭用品 | 事業所資産 | | 在庫 | 償却 | 在庫 | 畑作物 | 水稻 | 小計 | 公共土木 施設等 被害額 | 営業 停止 損失 | 清掃 労働 対価 | 代替 活動 等 | 小計 | その他の 間接被害 | 小計 | 合計 | | | |
| | | | 償却 | 在庫 | | | | | | | | | | | | | | | | | |
| A | 251,477 | 158,497 | 62,636 | 40,057 | 1,699 | 515 | 514,881 | 4,594 | 8,355 | 12,949 | 872,209 | 14,499 | 5,867 | 4,588 | 10,455 | 9,286 | 0 | 9,286 | 1,434,279 | | |
| B | 429,305 | 271,276 | 112,740 | 70,502 | 1,618 | 489 | 885,930 | 2,507 | 18,613 | 21,120 | 1,500,766 | 26,857 | 10,150 | 7,606 | 17,756 | 19,693 | 0 | 19,693 | 2,472,122 | | |
| C | 81,390 | 113,396 | 28,971 | 13,826 | 323 | 99 | 238,005 | 1,284 | 14 | 1,298 | 403,180 | 5,552 | 4,451 | 3,771 | 8,222 | 3,784 | 0 | 3,784 | 680,041 | | |
| D-1 | 74,769 | 83,939 | 24,315 | 9,163 | 747 | 263 | 193,196 | 9,094 | 70 | 9,164 | 327,275 | 4,097 | 3,334 | 3,665 | 6,999 | 2,731 | 0 | 2,731 | 543,462 | | |
| D-2 | 3,639 | 3,017 | 1,177 | 448 | 78 | 29 | 8,388 | 51 | 6 | 57 | 14,211 | 209 | 117 | 158 | 275 | 146 | 0 | 146 | 23,286 | | |
| E | 878,611 | 929,592 | 405,965 | 163,802 | 2,065 | 722 | 2,380,757 | 15,072 | 7,986 | 23,058 | 4,033,003 | 77,961 | 37,987 | 51,246 | 89,233 | 38,880 | 0 | 38,880 | 6,642,892 | | |
| F1 | 0 | 0 | 0 | 0 | 0 | 0 | 0 | 0 | 0 | 0 | 0 | 0 | 0 | 0 | 0 | 0 | 0 | 0 | 0 | | |
| F2 | 322,011 | 471,652 | 104,690 | 48,648 | 345 | 102 | 947,448 | 184 | 274 | 458 | 1,604,979 | 22,746 | 19,466 | 15,149 | 34,615 | 18,437 | 0 | 18,437 | 2,628,683 | | |
| F3 | 105,233 | 72,506 | 22,937 | 16,788 | 347 | 108 | 217,919 | 974 | 2,684 | 3,658 | 369,156 | 5,325 | 2,676 | 2,228 | 4,904 | 3,688 | 0 | 3,688 | 604,650 | | |
| G | 49,967 | 71,803 | 10,309 | 5,844 | 369 | 110 | 138,402 | 1,140 | 10 | 1,150 | 234,452 | 2,665 | 2,861 | 2,506 | 5,367 | 2,957 | 0 | 2,957 | 384,993 | | |
| H | 45,749 | 35,491 | 14,798 | 6,243 | 126 | 24 | 102,431 | 184 | 639 | 823 | 173,518 | 3,850 | 1,583 | 2,456 | 4,039 | 664 | 0 | 664 | 285,325 | | |
| I | 15,378 | 16,040 | 7,023 | 3,022 | 61 | 11 | 41,535 | 64 | 121 | 185 | 70,361 | 1,527 | 592 | 625 | 1,217 | 449 | 0 | 449 | 115,274 | | |
| 合計 | 2,257,929 | 2,227,209 | 795,561 | 378,343 | 7,778 | 2,472 | 5,668,892 | 35,148 | 38,772 | 73,920 | 9,603,110 | 165,288 | 89,084 | 93,998 | 183,082 | 100,715 | 0 | 100,715 | 15,795,007 | | |

③【S23.09.14】
●事業を実施しない場合
様式-3

| 氾濫 ブロック | 水系名:利根川 河川名:利根川 事業所統計調査年:H13 国勢調査年:H17 流量規模:1/50 | | | | | | | | | | | | | | | | | | |
|------------|--|-----------|-----------|---------|--------|--------|------------|--------|--------|--------------------|----------------|----------------|-----------------------------------|---------------------------|--------------|---------|---|---------|------------|
| | 事業所資産 | | | | | 農作物被害額 | | | | | | | | | | | | | |
| | 家屋 | 家庭用品 | 在庫 | | 償却 | 小計 | 水稻 | 畑作物 | 小計 | 公共土木 施設等 被害額 | 営業 停止 損失 | | | | | | | | |
| | | | 事業所資産 | 農漁家資産 | | | | | | | | 清掃 労働 対価 | 家庭における 応急対策費用 代替 活動 等 | 事業所 における 応急対策 費用 | その他の 間接被害 | | | | |
| A | 364,756 | 200,231 | 73,674 | 51,051 | 2,241 | 662 | 692,615 | 4,912 | 9,229 | 14,141 | 1,173,289 | 19,388 | 7,554 | 5,534 | 13,088 | 11,792 | 0 | 11,792 | 1,924,313 |
| B | 585,485 | 343,087 | 141,129 | 91,344 | 2,103 | 623 | 1,163,771 | 3,089 | 23,995 | 27,084 | 1,971,429 | 35,180 | 12,904 | 9,422 | 22,326 | 24,850 | 0 | 24,850 | 3,244,640 |
| C | 128,509 | 159,435 | 41,733 | 20,453 | 415 | 122 | 350,667 | 1,393 | 15 | 1,408 | 594,028 | 8,295 | 6,304 | 4,608 | 10,912 | 5,949 | 0 | 5,949 | 971,259 |
| D-1 | 96,865 | 106,503 | 27,667 | 12,078 | 889 | 314 | 244,316 | 10,121 | 77 | 10,198 | 413,871 | 5,020 | 4,133 | 4,250 | 8,383 | 3,914 | 0 | 3,914 | 685,702 |
| D-2 | 8,882 | 11,135 | 2,079 | 837 | 87 | 32 | 23,052 | 69 | 12 | 81 | 39,052 | 445 | 407 | 534 | 941 | 301 | 0 | 301 | 63,872 |
| E | 3,145,650 | 3,651,089 | 1,289,199 | 553,752 | 3,735 | 1,308 | 8,644,733 | 15,675 | 11,382 | 27,057 | 14,644,177 | 225,731 | 144,477 | 156,545 | 301,022 | 176,746 | 0 | 176,746 | 24,019,466 |
| F1 | 0 | 0 | 0 | 0 | 0 | 0 | 0 | 0 | 0 | 0 | 0 | 0 | 0 | 0 | 0 | 0 | 0 | 0 | 0 |
| F2 | 454,899 | 630,050 | 136,677 | 68,724 | 448 | 130 | 1,290,928 | 207 | 310 | 517 | 2,186,835 | 31,695 | 25,904 | 18,244 | 44,148 | 26,329 | 0 | 26,329 | 3,580,452 |
| F3 | 145,802 | 99,528 | 32,860 | 25,471 | 495 | 148 | 304,304 | 1,058 | 3,199 | 4,257 | 515,492 | 8,418 | 3,641 | 2,802 | 6,443 | 4,909 | 0 | 4,909 | 843,823 |
| G | 77,642 | 101,266 | 14,574 | 8,405 | 459 | 134 | 202,480 | 1,192 | 13 | 1,205 | 343,001 | 4,083 | 4,141 | 3,279 | 7,420 | 4,230 | 0 | 4,230 | 562,419 |
| H | 66,915 | 58,254 | 22,025 | 9,590 | 200 | 43 | 157,027 | 216 | 811 | 1,027 | 266,003 | 5,029 | 2,310 | 3,137 | 5,447 | 1,333 | 0 | 1,333 | 435,866 |
| I | 19,610 | 21,745 | 10,961 | 6,030 | 79 | 13 | 58,438 | 82 | 143 | 225 | 98,993 | 2,373 | 813 | 785 | 1,598 | 824 | 0 | 824 | 162,451 |
| 合計 | 5,095,015 | 5,382,323 | 1,792,578 | 847,735 | 11,151 | 3,529 | 13,132,331 | 38,014 | 49,186 | 87,200 | 22,246,170 | 345,657 | 212,588 | 209,140 | 421,728 | 261,177 | 0 | 261,177 | 36,494,263 |

●事業を実施した場合
様式-3

| 氾濫 ブロック | 水系名:利根川 河川名:利根川 事業所統計調査年:H13 国勢調査年:H17 流量規模:1/50 | | | | | | | | | | | | | | | | | | |
|------------|--|-----------|-----------|---------|--------|--------|------------|--------|--------|--------------------|----------------|----------------|-----------------------------------|---------------------------|--------------|---------|---|---------|------------|
| | 事業所資産 | | | | | 農作物被害額 | | | | | | | | | | | | | |
| | 家屋 | 家庭用品 | 在庫 | | 償却 | 小計 | 水稻 | 畑作物 | 小計 | 公共土木 施設等 被害額 | 営業 停止 損失 | | | | | | | | |
| | | | 事業所資産 | 農漁家資産 | | | | | | | | 清掃 労働 対価 | 家庭における 応急対策費用 代替 活動 等 | 事業所 における 応急対策 費用 | その他の 間接被害 | | | | |
| A | 343,029 | 193,033 | 71,735 | 49,171 | 2,135 | 635 | 659,738 | 4,863 | 9,005 | 13,868 | 1,117,596 | 18,510 | 7,257 | 5,357 | 12,614 | 11,308 | 0 | 11,308 | 1,833,634 |
| B | 560,457 | 329,609 | 137,907 | 88,617 | 2,018 | 601 | 1,119,209 | 2,951 | 23,063 | 26,014 | 1,895,942 | 34,130 | 12,446 | 9,143 | 21,589 | 24,018 | 0 | 24,018 | 3,120,902 |
| C | 122,814 | 153,492 | 39,691 | 19,766 | 407 | 120 | 336,290 | 1,384 | 15 | 1,399 | 569,674 | 7,998 | 6,083 | 4,499 | 10,582 | 5,678 | 0 | 5,678 | 931,621 |
| D-1 | 94,214 | 105,149 | 27,239 | 11,847 | 877 | 310 | 239,636 | 10,055 | 75 | 10,130 | 405,943 | 4,928 | 4,065 | 4,202 | 8,267 | 3,837 | 0 | 3,837 | 672,741 |
| D-2 | 8,662 | 10,425 | 2,087 | 827 | 87 | 32 | 22,120 | 69 | 12 | 81 | 37,471 | 438 | 368 | 512 | 880 | 293 | 0 | 293 | 61,283 |
| E | 2,522,338 | 3,064,225 | 1,062,883 | 435,493 | 3,348 | 1,178 | 7,089,465 | 15,101 | 10,552 | 25,653 | 12,009,552 | 187,774 | 115,892 | 135,771 | 251,663 | 135,836 | 0 | 135,836 | 19,699,943 |
| F1 | 0 | 0 | 0 | 0 | 0 | 0 | 0 | 0 | 0 | 0 | 0 | 0 | 0 | 0 | 0 | 0 | 0 | 0 | 0 |
| F2 | 431,523 | 608,339 | 132,508 | 65,786 | 435 | 127 | 1,238,718 | 207 | 310 | 517 | 2,098,388 | 30,235 | 24,957 | 17,907 | 42,864 | 25,339 | 0 | 25,339 | 3,436,061 |
| F3 | 142,110 | 97,484 | 31,738 | 24,468 | 482 | 144 | 296,426 | 1,049 | 3,138 | 4,187 | 502,147 | 8,047 | 3,558 | 2,737 | 6,295 | 4,791 | 0 | 4,791 | 821,893 |
| G | 74,050 | 97,640 | 14,765 | 8,127 | 449 | 132 | 195,163 | 1,179 | 13 | 1,192 | 330,608 | 3,919 | 4,020 | 3,194 | 7,214 | 4,121 | 0 | 4,121 | 542,217 |
| H | 60,679 | 50,604 | 19,922 | 8,749 | 174 | 36 | 140,164 | 208 | 764 | 972 | 237,439 | 4,725 | 2,063 | 2,940 | 5,003 | 1,092 | 0 | 1,092 | 389,395 |
| I | 18,940 | 20,705 | 9,894 | 5,121 | 76 | 13 | 54,749 | 81 | 135 | 216 | 92,745 | 2,124 | 773 | 750 | 1,523 | 739 | 0 | 739 | 152,096 |
| 合計 | 4,378,816 | 4,730,705 | 1,550,369 | 717,972 | 10,488 | 3,328 | 11,391,678 | 37,147 | 47,082 | 84,229 | 19,297,505 | 302,828 | 181,482 | 187,012 | 368,494 | 217,052 | 0 | 217,052 | 31,661,786 |

③【S23.09.14】
●事業を実施しない場合
様式-3

| 氾濫 ブロック | 水系名:利根川 河川名:利根川 | | | | | | | | | | 事業所統計調査年:H13 | | | | | | | | | | 流量規模:1/100 |
|------------|-----------------|-----------|-----------|-----------|--------|-------|------------|--------|--------|--------|----------------------------|--------------------|----------------|----------------|---------------|---------------------------|--------------|---------|------------|----------|------------|
| | 一般資産被害額 | | | | | 農漁家資産 | | | | | 農業における 家庭における 緊急対策費用 | | | | | 事業所 における 緊急対策 費用 | | | | | |
| | 家屋 | 家庭用品 | 事業所資産 | | 在庫 | 償却 | 在庫 | 農産物被害額 | 水稲 | 畑作物 | 小計 | 公共土木 施設等 被害額 | 営業 停止 損失 | 清掃 労働 対価 | 代替 活動 等 | 小計 | その他の 間接被害 | 小計 | 合計 | 備考 | |
| | | | 償却 | 在庫 | | | | | | | | | | | | | | | | | |
| A | 435,241 | 227,980 | 83,716 | 58,030 | 2,554 | 752 | 808,273 | 5,162 | 9,870 | 15,032 | 1,369,216 | 22,421 | 8,699 | 6,322 | 15,021 | 13,577 | 0 | 13,577 | 2,243,540 | | |
| B | 730,933 | 416,721 | 165,320 | 108,790 | 2,540 | 749 | 1,425,053 | 3,388 | 28,899 | 32,287 | 2,414,038 | 42,276 | 15,666 | 11,242 | 26,908 | 30,039 | 0 | 30,039 | 3,970,601 | | |
| C | 183,651 | 203,127 | 48,868 | 25,664 | 500 | 144 | 461,954 | 1,474 | 16 | 1,490 | 782,549 | 11,648 | 8,137 | 5,408 | 13,545 | 7,562 | 0 | 7,562 | 1,278,748 | | |
| D-1 | 139,737 | 140,829 | 34,182 | 16,944 | 1,173 | 391 | 333,256 | 10,551 | 83 | 10,634 | 564,534 | 6,666 | 5,501 | 5,176 | 10,677 | 5,697 | 0 | 5,697 | 931,464 | | |
| D-2 | 15,513 | 17,296 | 4,172 | 1,848 | 165 | 57 | 39,051 | 101 | 30 | 131 | 66,151 | 894 | 635 | 738 | 1,373 | 570 | 0 | 570 | 108,170 | | |
| E | 6,127,444 | 6,911,834 | 2,042,425 | 971,180 | 5,310 | 1,762 | 16,059,955 | 17,322 | 13,602 | 30,924 | 27,205,563 | 383,457 | 259,828 | 234,692 | 494,520 | 350,628 | 0 | 350,628 | 44,525,047 | 136.0km | |
| F1 | 226,332 | 433,293 | 193,485 | 49,833 | 142 | 52 | 903,137 | 31 | 446 | 477 | 1,529,913 | 27,709 | 18,239 | 20,179 | 38,418 | 15,740 | 0 | 15,740 | 2,515,394 | | |
| F2 | 590,460 | 747,474 | 163,051 | 85,926 | 511 | 146 | 1,587,568 | 225 | 330 | 555 | 2,689,341 | 43,148 | 31,537 | 20,414 | 51,951 | 31,865 | 0 | 31,865 | 4,404,428 | | |
| F3 | 194,354 | 126,549 | 40,721 | 31,969 | 625 | 188 | 394,406 | 1,233 | 4,220 | 5,453 | 668,125 | 11,201 | 4,772 | 3,479 | 8,251 | 5,969 | 0 | 5,969 | 1,093,405 | | |
| G | 130,371 | 156,418 | 21,199 | 12,081 | 668 | 202 | 320,939 | 1,600 | 24 | 1,624 | 543,672 | 6,637 | 6,553 | 4,991 | 11,544 | 5,610 | 0 | 5,610 | 890,026 | | |
| H | 74,857 | 65,394 | 24,377 | 10,753 | 227 | 48 | 175,656 | 222 | 840 | 1,062 | 297,562 | 5,354 | 2,543 | 3,328 | 5,871 | 1,632 | 0 | 1,632 | 487,137 | | |
| I | 20,400 | 23,176 | 11,754 | 6,778 | 83 | 13 | 62,204 | 87 | 146 | 233 | 105,375 | 2,604 | 850 | 815 | 1,665 | 875 | 0 | 875 | 172,956 | | |
| 合計 | 8,869,293 | 9,470,091 | 2,833,270 | 1,379,796 | 14,498 | 4,504 | 22,571,452 | 41,396 | 58,506 | 99,902 | 38,236,039 | 564,015 | 362,960 | 316,784 | 679,744 | 469,764 | 0 | 469,764 | 62,620,916 | (単位:百万円) | |

●事業を実施した場合

| 氾濫 ブロック | 水系名:利根川 河川名:利根川 | | | | | | | | | | 事業所統計調査年:H13 | | | | | | | | | | 流量規模:1/100 |
|------------|-----------------|-----------|-----------|-----------|--------|-------|------------|--------|--------|--------|----------------------------|--------------------|----------------|----------------|---------------|---------------------------|--------------|---------|------------|----------|------------|
| | 一般資産被害額 | | | | | 農漁家資産 | | | | | 農業における 家庭における 緊急対策費用 | | | | | 事業所 における 緊急対策 費用 | | | | | |
| | 家屋 | 家庭用品 | 事業所資産 | | 在庫 | 償却 | 在庫 | 農産物被害額 | 水稲 | 畑作物 | 小計 | 公共土木 施設等 被害額 | 営業 停止 損失 | 清掃 労働 対価 | 代替 活動 等 | 小計 | その他の 間接被害 | 小計 | 合計 | 備考 | |
| | | | 償却 | 在庫 | | | | | | | | | | | | | | | | | |
| A | 423,193 | 223,033 | 82,029 | 56,715 | 2,498 | 733 | 788,201 | 5,105 | 9,760 | 14,865 | 1,335,214 | 21,882 | 8,509 | 6,169 | 14,678 | 13,273 | 0 | 13,273 | 2,188,113 | | |
| B | 712,824 | 407,529 | 162,857 | 106,710 | 2,500 | 737 | 1,392,957 | 3,375 | 28,497 | 31,872 | 2,359,668 | 41,496 | 15,309 | 11,045 | 26,354 | 29,211 | 0 | 29,211 | 3,881,558 | | |
| C | 181,581 | 202,099 | 49,087 | 25,499 | 497 | 143 | 458,906 | 1,471 | 16 | 1,487 | 777,387 | 11,487 | 8,071 | 5,384 | 13,455 | 7,509 | 0 | 7,509 | 1,270,231 | | |
| D-1 | 136,396 | 138,445 | 33,494 | 16,647 | 1,148 | 385 | 326,515 | 10,542 | 83 | 10,625 | 553,118 | 6,531 | 5,413 | 5,110 | 10,523 | 5,580 | 0 | 5,580 | 912,892 | | |
| D-2 | 15,360 | 17,241 | 4,100 | 1,821 | 165 | 57 | 38,744 | 100 | 29 | 129 | 65,631 | 868 | 627 | 723 | 1,350 | 570 | 0 | 570 | 107,292 | | |
| E | 5,739,710 | 6,448,115 | 1,904,682 | 910,206 | 5,006 | 1,666 | 15,009,385 | 16,899 | 12,966 | 29,865 | 25,425,896 | 362,850 | 244,088 | 222,832 | 466,920 | 325,502 | 0 | 325,502 | 41,620,418 | 136.0km | |
| F1 | 217,202 | 415,198 | 185,193 | 48,317 | 133 | 48 | 866,091 | 31 | 444 | 475 | 1,467,157 | 26,575 | 17,599 | 19,434 | 37,033 | 15,270 | 0 | 15,270 | 2,412,601 | | |
| F2 | 579,327 | 737,114 | 159,406 | 83,706 | 507 | 145 | 1,560,205 | 223 | 330 | 553 | 2,642,987 | 41,955 | 31,115 | 20,240 | 51,355 | 31,212 | 0 | 31,212 | 4,328,267 | | |
| F3 | 191,141 | 123,614 | 39,855 | 31,590 | 610 | 184 | 386,994 | 1,199 | 4,021 | 5,220 | 655,569 | 11,031 | 4,653 | 3,370 | 8,023 | 5,885 | 0 | 5,885 | 1,072,722 | | |
| G | 126,212 | 153,013 | 21,390 | 11,932 | 650 | 195 | 313,392 | 1,560 | 22 | 1,582 | 530,884 | 6,444 | 6,346 | 4,799 | 11,145 | 5,583 | 0 | 5,583 | 869,030 | | |
| H | 70,797 | 61,463 | 23,046 | 10,089 | 210 | 46 | 165,651 | 217 | 822 | 1,039 | 280,611 | 5,164 | 2,397 | 3,221 | 5,618 | 1,424 | 0 | 1,424 | 459,507 | | |
| I | 19,724 | 21,768 | 11,082 | 6,101 | 79 | 13 | 58,767 | 86 | 144 | 230 | 99,550 | 2,410 | 815 | 788 | 1,603 | 824 | 0 | 824 | 163,384 | | |
| 合計 | 8,413,267 | 8,948,632 | 2,676,221 | 1,309,333 | 14,003 | 4,352 | 21,365,808 | 40,808 | 57,134 | 97,942 | 36,193,672 | 538,693 | 344,942 | 303,115 | 648,057 | 441,843 | 0 | 441,843 | 59,286,015 | (単位:百万円) | |

③【S23.09.14】
●事業を実施しない場合
様式-3

| 氾濫 ブロック | 水系名:利根川 河川名:利根川 | | | | | | | | | | 事業所統計調査年:H13 | | | | 合計 | 備考 | | |
|------------|-----------------|------------|-----------|-----------|--------|-------|----------------|--------------------|----------------|---------------|------------------|---------|---------|---------------------------|---------|---------|--------------|----------|
| | 一般資産被書額 | | | | | 農漁家資産 | | | | | 家庭における 緊急対策費用 | | 小計 | 事業所 における 緊急対策 費用 | | | その他の 間接被害 | |
| | 事業所資産 | | 農漁家資産 | | | 小計 | 営業 停止 損失 | 公共土木 施設等 被書額 | 清掃 労働 対価 | 代替 活動 等 | 小計 | | | | | | | |
| | 償却 | 在庫 | 償却 | 在庫 | 在庫 | | | | | | | | | | | | | |
| A | 512,967 | 263,295 | 98,315 | 68,459 | 2,952 | 829 | 946,607 | 5,266 | 10,132 | 15,398 | 1,603,551 | 26,427 | 9,991 | 7,135 | 17,126 | 16,250 | 2,625,359 | |
| B | 807,716 | 453,208 | 185,644 | 121,749 | 2,760 | 817 | 1,571,894 | 3,758 | 31,269 | 35,027 | 2,662,791 | 47,648 | 17,161 | 12,196 | 29,357 | 33,010 | 4,379,727 | |
| C | 211,515 | 223,178 | 52,827 | 27,757 | 538 | 154 | 515,969 | 1,490 | 17 | 1,507 | 874,053 | 13,085 | 9,100 | 5,836 | 14,936 | 8,336 | 1,427,886 | |
| D-1 | 164,656 | 160,898 | 38,564 | 19,279 | 1,369 | 435 | 385,201 | 10,646 | 85 | 10,731 | 652,529 | 7,547 | 6,299 | 5,703 | 12,002 | 6,551 | 1,074,561 | |
| D-2 | 22,120 | 21,854 | 4,953 | 2,154 | 188 | 64 | 51,333 | 116 | 36 | 152 | 86,957 | 1,026 | 838 | 881 | 1,719 | 718 | 141,905 | |
| E | 8,202,938 | 8,451,305 | 2,408,183 | 1,209,350 | 6,568 | 2,127 | 20,280,471 | 21,756 | 16,804 | 38,560 | 34,355,118 | 495,656 | 327,618 | 269,806 | 597,424 | 430,636 | 56,197,865 | 136.0km |
| F1 | 279,332 | 529,838 | 261,103 | 68,189 | 194 | 73 | 1,138,729 | 38 | 558 | 596 | 1,929,008 | 37,263 | 22,906 | 24,068 | 46,974 | 22,206 | 3,174,776 | |
| F2 | 645,164 | 791,383 | 176,782 | 91,730 | 559 | 160 | 1,705,778 | 408 | 567 | 975 | 2,889,587 | 47,184 | 33,583 | 21,588 | 55,171 | 33,709 | 4,732,404 | |
| F3 | 266,132 | 174,622 | 52,842 | 40,179 | 818 | 240 | 534,833 | 1,305 | 5,735 | 7,040 | 906,008 | 14,692 | 6,640 | 4,694 | 11,334 | 7,813 | 1,481,720 | |
| G | 171,234 | 212,163 | 33,708 | 17,029 | 857 | 261 | 435,252 | 1,952 | 40 | 1,992 | 737,318 | 9,656 | 9,247 | 6,829 | 16,076 | 7,167 | 1,207,461 | |
| H | 86,413 | 75,214 | 27,225 | 12,349 | 308 | 62 | 201,571 | 236 | 876 | 1,112 | 341,462 | 5,832 | 2,879 | 3,545 | 6,424 | 2,021 | 558,422 | |
| I | 23,089 | 26,549 | 13,567 | 8,256 | 91 | 14 | 71,566 | 93 | 153 | 246 | 121,234 | 3,027 | 989 | 884 | 1,873 | 1,033 | 198,979 | |
| 合計 | 11,393,176 | 11,383,497 | 3,353,713 | 1,686,480 | 17,102 | 5,236 | 27,839,204 | 47,064 | 66,272 | 113,336 | 47,159,616 | 709,043 | 447,251 | 363,165 | 810,416 | 569,450 | 77,201,065 | (単位:百万円) |

●事業を実施した場合

| 氾濫 ブロック | 水系名:利根川 河川名:利根川 | | | | | | | | | | 事業所統計調査年:H13 | | | | 合計 | 備考 | | |
|------------|-----------------|------------|-----------|-----------|--------|-------|----------------|--------------------|----------------|---------------|------------------|---------|---------|---------------------------|---------|---------|--------------|----------|
| | 一般資産被書額 | | | | | 農漁家資産 | | | | | 家庭における 緊急対策費用 | | 小計 | 事業所 における 緊急対策 費用 | | | その他の 間接被害 | |
| | 事業所資産 | | 農漁家資産 | | | 小計 | 営業 停止 損失 | 公共土木 施設等 被書額 | 清掃 労働 対価 | 代替 活動 等 | 小計 | | | | | | | |
| | 償却 | 在庫 | 償却 | 在庫 | 在庫 | | | | | | | | | | | | | |
| A | 500,939 | 259,268 | 95,695 | 67,433 | 2,809 | 819 | 926,963 | 5,251 | 10,075 | 15,326 | 1,570,274 | 25,686 | 9,838 | 7,024 | 16,862 | 16,005 | 2,571,116 | |
| B | 799,923 | 449,888 | 184,663 | 121,101 | 2,745 | 812 | 1,558,832 | 3,744 | 31,187 | 34,931 | 2,640,662 | 47,274 | 17,016 | 12,104 | 29,120 | 32,761 | 4,343,580 | |
| C | 210,603 | 222,993 | 53,101 | 27,726 | 533 | 153 | 515,109 | 1,489 | 17 | 1,506 | 872,596 | 13,026 | 9,090 | 5,834 | 14,924 | 8,332 | 1,425,493 | |
| D-1 | 162,711 | 159,612 | 38,074 | 19,098 | 1,356 | 432 | 381,283 | 10,642 | 85 | 10,727 | 645,893 | 7,475 | 6,255 | 5,675 | 11,930 | 6,521 | 1,063,829 | |
| D-2 | 22,092 | 21,830 | 4,897 | 2,140 | 188 | 64 | 51,211 | 115 | 35 | 150 | 86,749 | 1,020 | 837 | 880 | 1,717 | 711 | 141,558 | |
| E | 7,922,968 | 8,210,448 | 2,336,946 | 1,168,144 | 6,310 | 2,055 | 19,646,871 | 21,232 | 16,176 | 37,408 | 33,281,802 | 480,159 | 317,497 | 263,917 | 581,414 | 415,338 | 54,442,992 | 136.0km |
| F1 | 273,893 | 521,667 | 253,173 | 65,675 | 188 | 71 | 1,114,667 | 38 | 550 | 588 | 1,888,247 | 36,272 | 22,562 | 23,789 | 46,351 | 21,559 | 3,107,684 | |
| F2 | 642,536 | 790,507 | 176,445 | 91,460 | 557 | 159 | 1,701,664 | 404 | 560 | 964 | 2,882,620 | 47,059 | 33,516 | 21,573 | 55,089 | 33,680 | 4,721,076 | |
| F3 | 261,901 | 172,739 | 51,877 | 39,107 | 806 | 237 | 526,667 | 1,305 | 5,573 | 6,878 | 892,175 | 14,285 | 6,569 | 4,634 | 11,203 | 7,718 | 1,458,926 | |
| G | 164,482 | 200,924 | 30,876 | 15,674 | 842 | 255 | 413,063 | 1,940 | 37 | 1,977 | 699,710 | 9,114 | 8,854 | 6,681 | 15,535 | 7,012 | 1,146,401 | |
| H | 82,553 | 72,305 | 26,121 | 11,906 | 292 | 59 | 193,236 | 230 | 866 | 1,096 | 327,342 | 5,691 | 2,755 | 3,471 | 6,226 | 1,852 | 535,443 | |
| I | 22,129 | 25,388 | 13,320 | 8,085 | 88 | 14 | 69,024 | 91 | 152 | 243 | 116,925 | 2,946 | 937 | 863 | 1,800 | 968 | 191,906 | |
| 合計 | 11,066,430 | 11,107,569 | 3,265,188 | 1,637,549 | 16,714 | 5,130 | 27,098,580 | 46,481 | 65,313 | 111,794 | 45,904,995 | 690,007 | 435,726 | 356,445 | 792,171 | 552,457 | 75,150,004 | (単位:百万円) |

④【S24.08.29】

●事業を実施しない場合

様式-3

| 氾濫 ブロック | 水系名:利根川 河川名:利根川 国勢調査年:H17 事業所統計調査年:H13 流量規模:1/3 | | | | | | | | | | | | | | | | |
|------------|---|------|-------|----|----|--------|-----|----|--------------------|----------------|------------------|---------------|---------------------------|--------------|----|----|----|
| | 一般資産被害額 | | | | | 農作物被害額 | | | | | | | | | | | |
| | 家屋 | 家庭用品 | 事業所資産 | | 小計 | 水稻 | 畑作物 | 小計 | 公共土木 施設等 被害額 | 営業 停止 損失 | 家庭における 応急対策費用 | | 事業所 における 応急対策 費用 | その他の 間接被害 | 小計 | 合計 | 備考 |
| | | | 償却 | 在庫 | | | | | | | 清掃 労働 対価 | 代替 活動 等 | | | | | |
| A | 0 | 0 | 0 | 0 | 0 | 0 | 0 | 0 | 0 | 0 | 0 | 0 | 0 | 0 | 0 | 0 | |
| B | 0 | 0 | 0 | 0 | 0 | 0 | 0 | 0 | 0 | 0 | 0 | 0 | 0 | 0 | 0 | 0 | |
| C | 0 | 0 | 0 | 0 | 0 | 0 | 0 | 0 | 0 | 0 | 0 | 0 | 0 | 0 | 0 | 0 | |
| D-1 | 0 | 0 | 0 | 0 | 0 | 0 | 0 | 0 | 0 | 0 | 0 | 0 | 0 | 0 | 0 | 0 | |
| D-2 | 0 | 0 | 0 | 0 | 0 | 0 | 0 | 0 | 0 | 0 | 0 | 0 | 0 | 0 | 0 | 0 | |
| E | 0 | 0 | 0 | 0 | 0 | 0 | 0 | 0 | 0 | 0 | 0 | 0 | 0 | 0 | 0 | 0 | |
| F1 | 0 | 0 | 0 | 0 | 0 | 0 | 0 | 0 | 0 | 0 | 0 | 0 | 0 | 0 | 0 | 0 | |
| F2 | 0 | 0 | 0 | 0 | 0 | 0 | 0 | 0 | 0 | 0 | 0 | 0 | 0 | 0 | 0 | 0 | |
| F3 | 0 | 0 | 0 | 0 | 0 | 0 | 0 | 0 | 0 | 0 | 0 | 0 | 0 | 0 | 0 | 0 | |
| G | 0 | 0 | 0 | 0 | 0 | 0 | 0 | 0 | 0 | 0 | 0 | 0 | 0 | 0 | 0 | 0 | |
| H | 0 | 0 | 0 | 0 | 0 | 0 | 0 | 0 | 0 | 0 | 0 | 0 | 0 | 0 | 0 | 0 | |
| I | 0 | 0 | 0 | 0 | 0 | 0 | 0 | 0 | 0 | 0 | 0 | 0 | 0 | 0 | 0 | 0 | |
| 合計 | 0 | 0 | 0 | 0 | 0 | 0 | 0 | 0 | 0 | 0 | 0 | 0 | 0 | 0 | 0 | 0 | |

●事業を実施した場合

様式-3

| 氾濫 ブロック | 水系名:利根川 河川名:利根川 国勢調査年:H17 事業所統計調査年:H13 流量規模:1/3 | | | | | | | | | | | | | | | | |
|------------|---|------|-------|----|----|--------|-----|----|--------------------|----------------|------------------|---------------|---------------------------|--------------|----|----|----|
| | 一般資産被害額 | | | | | 農作物被害額 | | | | | | | | | | | |
| | 家屋 | 家庭用品 | 事業所資産 | | 小計 | 水稻 | 畑作物 | 小計 | 公共土木 施設等 被害額 | 営業 停止 損失 | 家庭における 応急対策費用 | | 事業所 における 応急対策 費用 | その他の 間接被害 | 小計 | 合計 | 備考 |
| | | | 償却 | 在庫 | | | | | | | 清掃 労働 対価 | 代替 活動 等 | | | | | |
| A | 0 | 0 | 0 | 0 | 0 | 0 | 0 | 0 | 0 | 0 | 0 | 0 | 0 | 0 | 0 | 0 | |
| B | 0 | 0 | 0 | 0 | 0 | 0 | 0 | 0 | 0 | 0 | 0 | 0 | 0 | 0 | 0 | 0 | |
| C | 0 | 0 | 0 | 0 | 0 | 0 | 0 | 0 | 0 | 0 | 0 | 0 | 0 | 0 | 0 | 0 | |
| D-1 | 0 | 0 | 0 | 0 | 0 | 0 | 0 | 0 | 0 | 0 | 0 | 0 | 0 | 0 | 0 | 0 | |
| D-2 | 0 | 0 | 0 | 0 | 0 | 0 | 0 | 0 | 0 | 0 | 0 | 0 | 0 | 0 | 0 | 0 | |
| E | 0 | 0 | 0 | 0 | 0 | 0 | 0 | 0 | 0 | 0 | 0 | 0 | 0 | 0 | 0 | 0 | |
| F1 | 0 | 0 | 0 | 0 | 0 | 0 | 0 | 0 | 0 | 0 | 0 | 0 | 0 | 0 | 0 | 0 | |
| F2 | 0 | 0 | 0 | 0 | 0 | 0 | 0 | 0 | 0 | 0 | 0 | 0 | 0 | 0 | 0 | 0 | |
| F3 | 0 | 0 | 0 | 0 | 0 | 0 | 0 | 0 | 0 | 0 | 0 | 0 | 0 | 0 | 0 | 0 | |
| G | 0 | 0 | 0 | 0 | 0 | 0 | 0 | 0 | 0 | 0 | 0 | 0 | 0 | 0 | 0 | 0 | |
| H | 0 | 0 | 0 | 0 | 0 | 0 | 0 | 0 | 0 | 0 | 0 | 0 | 0 | 0 | 0 | 0 | |
| I | 0 | 0 | 0 | 0 | 0 | 0 | 0 | 0 | 0 | 0 | 0 | 0 | 0 | 0 | 0 | 0 | |
| 合計 | 0 | 0 | 0 | 0 | 0 | 0 | 0 | 0 | 0 | 0 | 0 | 0 | 0 | 0 | 0 | 0 | |

④【S24.08.29】
●事業を実施しない場合
様式-3

| 氾濫 ブロック | 水系名:利根川 河川名:利根川 国勢調査年:H17 事業所統計調査年:H13 流量規模:1/5 | | | | | | | | | | | |
|------------|---|------|-------|----|----|--------|-----|----|--------------------|----------------|------------------|---------------|
| | 一般資産被害額 | | | | | 農作物被害額 | | | | | | |
| | 家屋 | 家庭用品 | 事業所資産 | | 小計 | 水稻 | 畑作物 | 小計 | 公共土木 施設等 被害額 | 営業 停止 損失 | 家庭における 応急対策費用 | |
| | | | 償却 | 在庫 | | | | | | | 清掃 労働 対価 | 代替 活動 等 |
| A | 0 | 0 | 0 | 0 | 0 | 0 | 0 | 0 | 0 | 0 | 0 | 0 |
| B | 0 | 0 | 0 | 0 | 0 | 0 | 0 | 0 | 0 | 0 | 0 | 0 |
| C | 0 | 0 | 0 | 0 | 0 | 0 | 0 | 0 | 0 | 0 | 0 | 0 |
| D-1 | 0 | 0 | 0 | 0 | 0 | 0 | 0 | 0 | 0 | 0 | 0 | 0 |
| D-2 | 22 | 5 | 16 | 6 | 49 | 2 | 2 | 84 | 7 | 1 | 2 | 144 |
| E | 0 | 0 | 0 | 0 | 0 | 0 | 0 | 0 | 0 | 0 | 0 | 0 |
| F1 | 0 | 0 | 0 | 0 | 0 | 0 | 0 | 0 | 0 | 0 | 0 | 0 |
| F2 | 0 | 0 | 0 | 0 | 0 | 0 | 0 | 0 | 0 | 0 | 0 | 0 |
| F3 | 0 | 0 | 0 | 0 | 0 | 0 | 0 | 0 | 0 | 0 | 0 | 0 |
| G | 0 | 0 | 0 | 0 | 0 | 2 | 2 | 0 | 0 | 0 | 0 | 0 |
| H | 0 | 0 | 0 | 0 | 0 | 0 | 0 | 0 | 0 | 0 | 0 | 0 |
| I | 0 | 0 | 0 | 0 | 0 | 0 | 0 | 0 | 0 | 0 | 0 | 0 |
| 合計 | 22 | 5 | 16 | 6 | 49 | 4 | 4 | 84 | 7 | 1 | 2 | 146 |

●事業を実施した場合
様式-3

| 氾濫 ブロック | 水系名:利根川 河川名:利根川 国勢調査年:H17 事業所統計調査年:H13 流量規模:1/5 | | | | | | | | | | | |
|------------|---|------|-------|----|----|--------|-----|----|--------------------|----------------|------------------|---------------|
| | 一般資産被害額 | | | | | 農作物被害額 | | | | | | |
| | 家屋 | 家庭用品 | 事業所資産 | | 小計 | 水稻 | 畑作物 | 小計 | 公共土木 施設等 被害額 | 営業 停止 損失 | 家庭における 応急対策費用 | |
| | | | 償却 | 在庫 | | | | | | | 清掃 労働 対価 | 代替 活動 等 |
| A | 0 | 0 | 0 | 0 | 0 | 0 | 0 | 0 | 0 | 0 | 0 | 0 |
| B | 0 | 0 | 0 | 0 | 0 | 0 | 0 | 0 | 0 | 0 | 0 | 0 |
| C | 0 | 0 | 0 | 0 | 0 | 0 | 0 | 0 | 0 | 0 | 0 | 0 |
| D-1 | 0 | 0 | 0 | 0 | 0 | 0 | 0 | 0 | 0 | 0 | 0 | 0 |
| D-2 | 2 | 1 | 7 | 3 | 13 | 1 | 1 | 21 | 3 | 0 | 0 | 38 |
| E | 0 | 0 | 0 | 0 | 0 | 0 | 0 | 0 | 0 | 0 | 0 | 0 |
| F1 | 0 | 0 | 0 | 0 | 0 | 0 | 0 | 0 | 0 | 0 | 0 | 0 |
| F2 | 0 | 0 | 0 | 0 | 0 | 0 | 0 | 0 | 0 | 0 | 0 | 0 |
| F3 | 0 | 0 | 0 | 0 | 0 | 0 | 0 | 0 | 0 | 0 | 0 | 0 |
| G | 0 | 0 | 0 | 0 | 0 | 0 | 0 | 0 | 0 | 0 | 0 | 0 |
| H | 0 | 0 | 0 | 0 | 0 | 0 | 0 | 0 | 0 | 0 | 0 | 0 |
| I | 0 | 0 | 0 | 0 | 0 | 0 | 0 | 0 | 0 | 0 | 0 | 0 |
| 合計 | 2 | 1 | 7 | 3 | 13 | 1 | 1 | 21 | 3 | 0 | 0 | 38 |

④【S24.08.29】

●事業を実施しない場合

様式-3

| 氾濫 ブロック | 水系名:利根川 河川名:利根川 国勢調査年:H17 事業所統計調査年:H13 流量規模:1/10 | | | | | | | | | | | | | | | | |
|------------|--|--------|--------|--------|-----|--------|---------|-------|--------------------|----------------|------------------|---------------|-------|---------------------------|--------------|-------|---------|
| | 事業所資産被雪額 | | | | | 農作物被雪額 | | | | | | | | | | | |
| | 家屋 | 家庭用品 | 事業所資産 | | 小計 | 水稲 | 畑作物 | 小計 | 公共土木 施設等 被害額 | 営業 停止 損失 | 家庭における 応急対策費用 | | | | | | |
| | | | 償却 | 在庫 | | | | | | | 清掃 労働 対価 | 代替 活動 等 | 小計 | 事業所 における 応急対策 費用 | その他の 間接被害 | | |
| A | 0 | 0 | 0 | 0 | 0 | 0 | 0 | 0 | 0 | 0 | 0 | 0 | 0 | 0 | 0 | 0 | |
| B | 0 | 0 | 0 | 0 | 0 | 0 | 0 | 0 | 0 | 0 | 0 | 0 | 0 | 0 | 0 | 0 | |
| C | 0 | 0 | 0 | 0 | 0 | 0 | 0 | 0 | 0 | 0 | 0 | 0 | 0 | 0 | 0 | 0 | |
| D-1 | 24,295 | 30,715 | 8,470 | 2,471 | 289 | 102 | 66,342 | 4,903 | 27 | 4,930 | 112,382 | 1,445 | 1,265 | 1,691 | 2,956 | 643 | 188,698 |
| D-2 | 396 | 245 | 173 | 73 | 8 | 3 | 898 | 22 | 2 | 24 | 1,521 | 50 | 14 | 25 | 39 | 13 | 2,545 |
| E | 0 | 0 | 0 | 0 | 0 | 0 | 0 | 0 | 0 | 0 | 0 | 0 | 0 | 0 | 0 | 0 | 0 |
| F1 | 0 | 0 | 0 | 0 | 0 | 0 | 0 | 0 | 0 | 0 | 0 | 0 | 0 | 0 | 0 | 0 | 0 |
| F2 | 0 | 0 | 0 | 0 | 0 | 0 | 0 | 0 | 0 | 0 | 0 | 0 | 0 | 0 | 0 | 0 | 0 |
| F3 | 31,237 | 18,848 | 7,840 | 4,985 | 102 | 35 | 63,047 | 459 | 933 | 1,392 | 106,802 | 1,803 | 718 | 852 | 1,570 | 1,009 | 175,623 |
| G | 17,095 | 25,585 | 2,441 | 1,861 | 72 | 22 | 47,076 | 514 | 1 | 515 | 79,747 | 665 | 954 | 863 | 1,817 | 941 | 130,761 |
| H | 9,813 | 3,847 | 3,575 | 1,643 | 7 | 1 | 18,886 | 95 | 213 | 308 | 31,991 | 1,435 | 453 | 824 | 1,277 | 46 | 53,943 |
| I | 3,087 | 1,708 | 1,757 | 751 | 1 | 0 | 7,304 | 38 | 66 | 104 | 12,375 | 624 | 132 | 214 | 346 | 41 | 20,794 |
| 合計 | 85,923 | 80,948 | 24,256 | 11,784 | 479 | 163 | 203,553 | 6,031 | 1,242 | 7,273 | 344,818 | 6,022 | 3,536 | 4,469 | 8,005 | 2,693 | 572,364 |

●事業を実施した場合

様式-3

| 氾濫 ブロック | 水系名:利根川 河川名:利根川 国勢調査年:H17 事業所統計調査年:H13 流量規模:1/10 | | | | | | | | | | | | | | | | |
|------------|--|--------|--------|-------|-----|--------|---------|-------|--------------------|----------------|------------------|---------------|-------|---------------------------|--------------|-------|---------|
| | 事業所資産被雪額 | | | | | 農作物被雪額 | | | | | | | | | | | |
| | 家屋 | 家庭用品 | 事業所資産 | | 小計 | 水稲 | 畑作物 | 小計 | 公共土木 施設等 被害額 | 営業 停止 損失 | 家庭における 応急対策費用 | | | | | | |
| | | | 償却 | 在庫 | | | | | | | 清掃 労働 対価 | 代替 活動 等 | 小計 | 事業所 における 応急対策 費用 | その他の 間接被害 | | |
| A | 0 | 0 | 0 | 0 | 0 | 0 | 0 | 0 | 0 | 0 | 0 | 0 | 0 | 0 | 0 | 0 | 0 |
| B | 0 | 0 | 0 | 0 | 0 | 0 | 0 | 0 | 0 | 0 | 0 | 0 | 0 | 0 | 0 | 0 | 0 |
| C | 0 | 0 | 0 | 0 | 0 | 0 | 0 | 0 | 0 | 0 | 0 | 0 | 0 | 0 | 0 | 0 | 0 |
| D-1 | 22,081 | 27,119 | 7,697 | 2,194 | 259 | 91 | 59,441 | 4,682 | 25 | 4,707 | 100,692 | 1,310 | 1,144 | 1,568 | 2,712 | 572 | 169,434 |
| D-2 | 178 | 149 | 84 | 29 | 8 | 3 | 451 | 22 | 1 | 23 | 765 | 23 | 6 | 10 | 16 | 2 | 1,280 |
| E | 0 | 0 | 0 | 0 | 0 | 0 | 0 | 0 | 0 | 0 | 0 | 0 | 0 | 0 | 0 | 0 | 0 |
| F1 | 0 | 0 | 0 | 0 | 0 | 0 | 0 | 0 | 0 | 0 | 0 | 0 | 0 | 0 | 0 | 0 | 0 |
| F2 | 0 | 0 | 0 | 0 | 0 | 0 | 0 | 0 | 0 | 0 | 0 | 0 | 0 | 0 | 0 | 0 | 0 |
| F3 | 27,311 | 15,234 | 6,433 | 4,297 | 88 | 30 | 53,393 | 453 | 878 | 1,331 | 90,447 | 1,559 | 601 | 729 | 1,330 | 843 | 148,903 |
| G | 12,857 | 20,588 | 1,881 | 1,446 | 59 | 18 | 36,849 | 405 | 1 | 406 | 62,422 | 549 | 762 | 767 | 1,529 | 709 | 102,464 |
| H | 0 | 0 | 0 | 0 | 0 | 0 | 0 | 0 | 0 | 0 | 0 | 0 | 0 | 0 | 0 | 0 | 0 |
| I | 0 | 0 | 0 | 0 | 0 | 0 | 0 | 0 | 0 | 0 | 0 | 0 | 0 | 0 | 0 | 0 | 0 |
| 合計 | 62,427 | 63,090 | 16,095 | 7,966 | 414 | 142 | 150,134 | 5,562 | 905 | 6,467 | 254,326 | 3,441 | 2,513 | 3,074 | 5,587 | 2,126 | 422,081 |

(単位:百万円)

④【S24.08.29】

●事業を実施しない場合

様式-3

| 氾濫 ブロック | 水系名:利根川 河川名:利根川 国勢調査年:H17 事業所統計調査年:H13 流量規模:1/30 | | | | | | | | | | | | | | | | | | | |
|------------|--|-----------|---------|---------|-----------|--------|--------|--------|----------------|---------------|--------|----------------|----------------|--------------------|---------------------------|---------------------------|--------------|----------|-----|----|
| | 事業所資産 | | | | | 農漁家資産 | | | | | 農作物被害額 | | 営業 停止 損失 | 公共土木 施設等 被害額 | | 事業所 における 応急対策 費用 | その他の 間接被害 | 小計 | 合計 | 備考 |
| | 家屋 | 家庭用品 | 償却 | 在庫 | 小計 | 水稲 | 畑作物 | 小計 | 清掃 労働 対価 | 代替 活動 等 | 小計 | 営業 停止 損失 | | 公共土木 施設等 被害額 | 事業所 における 応急対策 費用 | | | | | |
| | | | | | | | | | | | | | 償却 | | | 在庫 | 小計 | 水稲 | 畑作物 | 小計 |
| A | 195,804 | 134,092 | 56,457 | 34,741 | 422,963 | 4,377 | 7,859 | 12,236 | 4,965 | 4,129 | 9,094 | 12,575 | 716,498 | 7,997 | 0 | 7,997 | 1,181,363 | | | |
| B | 299,626 | 203,860 | 85,459 | 52,135 | 642,578 | 2,266 | 13,758 | 16,024 | 7,581 | 5,838 | 13,419 | 20,276 | 1,088,527 | 14,343 | 0 | 14,343 | 1,795,167 | | | |
| C | 0 | 0 | 0 | 0 | 0 | 0 | 0 | 0 | 0 | 0 | 0 | 0 | 0 | 0 | 0 | 0 | 0 | 0 | | |
| D-1 | 52,124 | 57,801 | 17,230 | 5,850 | 133,755 | 7,009 | 58 | 7,067 | 2,361 | 2,760 | 5,121 | 2,791 | 226,580 | 1,698 | 0 | 1,698 | 377,012 | | | |
| D-2 | 1,527 | 1,195 | 532 | 192 | 3,510 | 40 | 4 | 44 | 52 | 81 | 133 | 108 | 5,948 | 47 | 0 | 47 | 9,790 | | | |
| E | 591,755 | 637,483 | 287,698 | 118,014 | 1,638 | 13,597 | 6,559 | 20,156 | 25,223 | 34,017 | 59,240 | 55,344 | 2,773,357 | 26,372 | 0 | 26,372 | 4,571,633 | 148.5km | | |
| F1 | 0 | 0 | 0 | 0 | 0 | 0 | 0 | 0 | 0 | 0 | 0 | 0 | 0 | 0 | 0 | 0 | 0 | 0 | | |
| F2 | 0 | 0 | 0 | 0 | 0 | 0 | 0 | 0 | 0 | 0 | 0 | 0 | 0 | 0 | 0 | 0 | 0 | 0 | | |
| F3 | 72,617 | 49,986 | 18,767 | 12,608 | 229 | 847 | 1,862 | 2,709 | 1,889 | 1,724 | 3,613 | 3,972 | 261,351 | 2,720 | 0 | 2,720 | 428,645 | | | |
| G | 24,069 | 36,404 | 5,164 | 2,987 | 73 | 1,059 | 6 | 1,065 | 1,441 | 1,498 | 2,939 | 1,346 | 116,745 | 1,395 | 0 | 1,395 | 192,406 | | | |
| H | 45,161 | 34,906 | 14,656 | 6,202 | 123 | 184 | 638 | 822 | 1,571 | 2,435 | 4,006 | 3,834 | 171,215 | 659 | 0 | 659 | 281,608 | | | |
| I | 15,296 | 15,960 | 7,005 | 3,014 | 60 | 61 | 120 | 181 | 589 | 618 | 1,207 | 1,521 | 70,041 | 448 | 0 | 448 | 114,744 | | | |
| 合計 | 1,297,979 | 1,171,687 | 492,968 | 235,743 | 3,205,584 | 29,440 | 30,864 | 60,304 | 45,672 | 53,100 | 98,772 | 101,767 | 5,430,262 | 55,679 | 0 | 55,679 | 8,952,368 | (単位:百万円) | | |

●事業を実施した場合

様式-3

| 氾濫 ブロック | 水系名:利根川 河川名:利根川 国勢調査年:H17 事業所統計調査年:H13 流量規模:1/30 | | | | | | | | | | | | | | | | | | | |
|------------|--|---------|---------|---------|-----------|--------|--------|--------|----------------|---------------|--------|----------------|----------------|--------------------|---------------------------|---------------------------|--------------|----------|-----|----|
| | 事業所資産 | | | | | 農漁家資産 | | | | | 農作物被害額 | | 営業 停止 損失 | 公共土木 施設等 被害額 | | 事業所 における 応急対策 費用 | その他の 間接被害 | 小計 | 合計 | 備考 |
| | 家屋 | 家庭用品 | 償却 | 在庫 | 小計 | 水稲 | 畑作物 | 小計 | 清掃 労働 対価 | 代替 活動 等 | 小計 | 営業 停止 損失 | | 公共土木 施設等 被害額 | 事業所 における 応急対策 費用 | | | | | |
| | | | | | | | | | | | | | 償却 | | | 在庫 | 小計 | 水稲 | 畑作物 | 小計 |
| A | 176,786 | 124,842 | 52,632 | 31,587 | 387,531 | 4,260 | 7,326 | 11,586 | 4,612 | 3,865 | 8,477 | 11,124 | 656,477 | 7,323 | 0 | 7,323 | 1,082,518 | | | |
| B | 278,971 | 193,221 | 81,388 | 49,962 | 604,920 | 2,225 | 13,058 | 15,283 | 7,230 | 5,531 | 12,761 | 19,550 | 1,024,733 | 13,732 | 0 | 13,732 | 1,690,979 | | | |
| C | 0 | 0 | 0 | 0 | 0 | 0 | 0 | 0 | 0 | 0 | 0 | 0 | 0 | 0 | 0 | 0 | 0 | 0 | | |
| D-1 | 50,662 | 56,333 | 16,397 | 5,553 | 129,673 | 6,916 | 58 | 6,974 | 2,283 | 2,692 | 4,975 | 2,650 | 219,665 | 1,605 | 0 | 1,605 | 365,542 | | | |
| D-2 | 1,527 | 1,195 | 532 | 192 | 3,510 | 40 | 3 | 43 | 52 | 81 | 133 | 108 | 5,948 | 47 | 0 | 47 | 9,789 | | | |
| E | 0 | 0 | 0 | 0 | 0 | 0 | 0 | 0 | 0 | 0 | 0 | 0 | 0 | 0 | 0 | 0 | 0 | 0 | | |
| F1 | 0 | 0 | 0 | 0 | 0 | 0 | 0 | 0 | 0 | 0 | 0 | 0 | 0 | 0 | 0 | 0 | 0 | 0 | | |
| F2 | 0 | 0 | 0 | 0 | 0 | 0 | 0 | 0 | 0 | 0 | 0 | 0 | 0 | 0 | 0 | 0 | 0 | 0 | | |
| F3 | 67,002 | 46,756 | 17,589 | 12,001 | 143,626 | 821 | 1,731 | 2,552 | 1,767 | 1,639 | 3,406 | 3,742 | 243,303 | 2,578 | 0 | 2,578 | 399,207 | | | |
| G | 22,707 | 34,783 | 4,905 | 2,856 | 65,523 | 1,049 | 6 | 1,055 | 1,373 | 1,425 | 2,798 | 1,272 | 110,997 | 1,328 | 0 | 1,328 | 182,973 | | | |
| H | 33,811 | 22,278 | 10,970 | 4,676 | 71,839 | 159 | 554 | 713 | 1,217 | 1,997 | 3,214 | 3,250 | 121,695 | 339 | 0 | 339 | 201,050 | | | |
| I | 11,217 | 10,328 | 4,949 | 1,963 | 28,503 | 52 | 111 | 163 | 421 | 495 | 916 | 1,171 | 48,287 | 204 | 0 | 204 | 79,244 | | | |
| 合計 | 642,683 | 489,736 | 189,362 | 108,790 | 1,435,125 | 15,522 | 22,847 | 38,369 | 18,955 | 17,725 | 36,680 | 42,867 | 2,431,105 | 27,156 | 0 | 27,156 | 4,011,302 | (単位:百万円) | | |

④【S24.08.29】
●事業を実施しない場合
様式-3

| 氾濫 ブロック | 水系名:利根川 河川名:利根川 事業所統計調査年:H13 国勢調査年:H17 流量規模:1/50 | | | | | | | | | | | | | | | | | | |
|------------|--|-----------|---------|---------|-------|--------|-----------|--------|--------------------|----------------|------------------|---------------|--------|--------|---------|--------|---|--------|------------|
| | 事業所資産 | | | | | 農作物被害額 | | | | | | | | | | | | | |
| | 家屋 | 家庭用品 | 在庫 | | 小計 | 水稲 | 畑作物 | 小計 | 公共土木 施設等 被害額 | 営業 停止 損失 | 家庭における 応急対策費用 | | | | | | | | |
| | | | 償却 | 在庫 | | | | | | | 清掃 労働 対価 | 代替 活動 等 | | | | | | | |
| A | 247,283 | 157,058 | 62,352 | 39,681 | 1,687 | 512 | 508,573 | 4,594 | 8,358 | 12,952 | 861,522 | 14,328 | 5,797 | 4,567 | 10,364 | 9,194 | 0 | 9,194 | 1,416,933 |
| B | 370,462 | 234,172 | 101,899 | 62,766 | 1,399 | 423 | 771,111 | 2,399 | 16,216 | 18,615 | 1,306,263 | 23,713 | 8,772 | 6,714 | 15,486 | 16,922 | 0 | 16,922 | 2,152,110 |
| C | 62,620 | 90,021 | 26,809 | 10,852 | 280 | 87 | 190,669 | 1,211 | 11 | 1,222 | 322,993 | 4,410 | 3,581 | 3,296 | 6,877 | 2,903 | 0 | 2,903 | 529,074 |
| D-1 | 58,936 | 65,585 | 19,478 | 6,742 | 616 | 219 | 151,036 | 7,319 | 62 | 7,381 | 255,854 | 3,114 | 2,634 | 2,967 | 5,601 | 2,041 | 0 | 2,041 | 425,027 |
| D-2 | 1,770 | 1,350 | 581 | 203 | 54 | 19 | 3,977 | 42 | 4 | 46 | 6,734 | 118 | 59 | 88 | 147 | 57 | 0 | 57 | 11,079 |
| E | 879,208 | 927,070 | 406,887 | 165,482 | 2,071 | 724 | 2,381,442 | 15,142 | 7,999 | 23,141 | 4,034,163 | 78,360 | 38,038 | 51,014 | 89,052 | 39,230 | 0 | 39,230 | 6,645,388 |
| F1 | 0 | 0 | 0 | 0 | 0 | 0 | 0 | 0 | 0 | 0 | 0 | 0 | 0 | 0 | 0 | 0 | 0 | 0 | 0 |
| F2 | 246,318 | 378,042 | 86,986 | 39,102 | 288 | 89 | 750,825 | 176 | 253 | 429 | 1,271,896 | 17,769 | 15,422 | 12,946 | 28,368 | 14,667 | 0 | 14,667 | 2,083,954 |
| F3 | 84,946 | 58,303 | 20,644 | 14,556 | 270 | 86 | 178,805 | 926 | 2,287 | 3,213 | 302,896 | 4,564 | 2,187 | 1,932 | 4,119 | 3,095 | 0 | 3,095 | 496,692 |
| G | 28,136 | 44,470 | 6,031 | 3,679 | 281 | 88 | 82,685 | 1,093 | 6 | 1,099 | 140,067 | 1,633 | 1,734 | 1,741 | 3,475 | 1,827 | 0 | 1,827 | 230,786 |
| H | 56,970 | 46,481 | 18,869 | 8,314 | 156 | 32 | 130,822 | 203 | 752 | 955 | 221,613 | 4,608 | 1,944 | 2,828 | 4,772 | 978 | 0 | 978 | 363,748 |
| I | 17,248 | 18,556 | 8,881 | 4,466 | 68 | 12 | 49,231 | 80 | 134 | 214 | 83,396 | 1,877 | 695 | 713 | 1,408 | 569 | 0 | 569 | 136,695 |
| 合計 | 2,053,357 | 2,021,108 | 759,407 | 355,843 | 7,170 | 2,291 | 5,199,176 | 33,185 | 36,082 | 69,267 | 8,807,397 | 154,494 | 80,863 | 88,806 | 169,669 | 91,483 | 0 | 91,483 | 14,491,486 |

●事業を実施した場合
様式-3

| 氾濫 ブロック | 水系名:利根川 河川名:利根川 事業所統計調査年:H13 国勢調査年:H17 流量規模:1/50 | | | | | | | | | | | | | | | | | | |
|------------|--|-----------|---------|---------|-------|--------|-----------|--------|--------------------|----------------|------------------|---------------|--------|--------|---------|--------|---|--------|------------|
| | 事業所資産 | | | | | 農作物被害額 | | | | | | | | | | | | | |
| | 家屋 | 家庭用品 | 在庫 | | 小計 | 水稲 | 畑作物 | 小計 | 公共土木 施設等 被害額 | 営業 停止 損失 | 家庭における 応急対策費用 | | | | | | | | |
| | | | 償却 | 在庫 | | | | | | | 清掃 労働 対価 | 代替 活動 等 | | | | | | | |
| A | 225,671 | 148,151 | 60,666 | 37,794 | 1,597 | 486 | 474,365 | 4,535 | 8,113 | 12,648 | 803,574 | 13,675 | 5,483 | 4,408 | 9,891 | 8,772 | 0 | 8,772 | 1,322,925 |
| B | 346,189 | 223,544 | 97,308 | 60,472 | 1,327 | 402 | 729,242 | 2,347 | 15,442 | 17,789 | 1,235,335 | 22,845 | 8,300 | 6,320 | 14,620 | 16,285 | 0 | 16,285 | 2,036,116 |
| C | 55,176 | 80,157 | 24,974 | 9,879 | 260 | 82 | 170,528 | 1,178 | 10 | 1,188 | 288,875 | 4,080 | 3,237 | 3,132 | 6,369 | 2,546 | 0 | 2,546 | 473,586 |
| D-1 | 57,492 | 64,587 | 19,351 | 6,565 | 604 | 215 | 148,814 | 7,278 | 61 | 7,339 | 252,091 | 3,058 | 2,601 | 2,936 | 5,537 | 1,983 | 0 | 1,983 | 418,822 |
| D-2 | 1,770 | 1,350 | 581 | 203 | 54 | 19 | 3,977 | 42 | 4 | 46 | 6,734 | 118 | 59 | 88 | 147 | 57 | 0 | 57 | 11,079 |
| E | 751,989 | 774,588 | 355,401 | 142,900 | 1,898 | 662 | 2,027,438 | 14,684 | 7,525 | 22,209 | 3,434,482 | 68,693 | 32,004 | 43,804 | 75,808 | 31,614 | 0 | 31,614 | 5,660,244 |
| F1 | 0 | 0 | 0 | 0 | 0 | 0 | 0 | 0 | 0 | 0 | 0 | 0 | 0 | 0 | 0 | 0 | 0 | 0 | 0 |
| F2 | 218,745 | 336,792 | 77,379 | 33,396 | 265 | 83 | 666,660 | 176 | 251 | 427 | 1,129,320 | 15,424 | 13,853 | 12,231 | 26,084 | 12,587 | 0 | 12,587 | 1,850,502 |
| F3 | 82,193 | 56,934 | 20,348 | 14,345 | 260 | 83 | 174,163 | 909 | 2,203 | 3,112 | 295,031 | 4,493 | 2,139 | 1,898 | 4,037 | 3,028 | 0 | 3,028 | 483,864 |
| G | 27,752 | 43,203 | 5,915 | 3,582 | 278 | 87 | 80,817 | 1,087 | 6 | 1,093 | 136,905 | 1,606 | 1,700 | 1,706 | 3,406 | 1,752 | 0 | 1,752 | 225,579 |
| H | 45,934 | 35,594 | 14,812 | 6,258 | 128 | 25 | 102,751 | 184 | 643 | 827 | 174,062 | 3,860 | 1,587 | 2,460 | 4,047 | 667 | 0 | 667 | 286,214 |
| I | 15,357 | 16,070 | 7,062 | 3,038 | 61 | 11 | 41,599 | 63 | 121 | 184 | 70,469 | 1,531 | 593 | 625 | 1,218 | 455 | 0 | 455 | 115,456 |
| 合計 | 1,828,268 | 1,780,970 | 683,797 | 318,432 | 6,732 | 2,155 | 4,620,354 | 32,483 | 34,979 | 66,862 | 7,826,878 | 139,383 | 71,556 | 79,608 | 151,164 | 79,746 | 0 | 79,746 | 12,894,387 |

④【S24.08.29】

●事業を実施しない場合

様式-3

| 氾濫 ブロック | 水系名:利根川 河川名:利根川 事業所統計調査年:H13 国勢調査年:H17 流量規模:1/100 | | | | | | | | | | | | | | | | | | | |
|------------|---|-----------|-----------|---------|--------|--------|------------|--------|--------------------|----------------|------------------|---------------|---------------------------|--------------|---------|---------|----|---------|------------|----------|
| | 一般資産被害額 | | | | | 農作物被害額 | | | | | | | | | | | | | | |
| | 家屋 | 家庭用品 | 事業所資産 | | 小計 | 水稻 | 畑作物 | 小計 | 公共土木 施設等 被害額 | 営業 停止 損失 | 家庭における 応急対策費用 | | 事業所 における 応急対策 費用 | その他の 間接被害 | 小計 | 合計 | 備考 | | | |
| | | | 償却 | 在庫 | | | | | | | 清掃 労働 対価 | 代替 活動 等 | | | | | | | | |
| A | 330,928 | 187,657 | 71,175 | 48,459 | 2,053 | 615 | 640,887 | 4,850 | 8,972 | 13,822 | 1,095,661 | 18,024 | 7,053 | 5,272 | 12,325 | 11,055 | 0 | 11,055 | 1,781,774 | |
| B | 488,804 | 300,031 | 126,122 | 80,058 | 1,798 | 541 | 997,354 | 2,630 | 20,424 | 23,054 | 1,689,517 | 30,851 | 11,362 | 8,425 | 19,787 | 21,505 | 0 | 21,505 | 2,782,068 | |
| C | 94,889 | 131,967 | 32,406 | 16,242 | 363 | 109 | 275,976 | 1,334 | 14 | 1,348 | 467,502 | 6,421 | 5,194 | 4,096 | 9,290 | 4,610 | 0 | 4,610 | 765,147 | |
| D-1 | 72,770 | 82,182 | 23,844 | 8,952 | 720 | 254 | 188,722 | 8,626 | 69 | 8,695 | 319,695 | 4,012 | 3,278 | 3,573 | 6,851 | 2,681 | 0 | 2,681 | 530,656 | |
| D-2 | 3,632 | 2,974 | 1,158 | 441 | 78 | 29 | 8,312 | 51 | 6 | 57 | 14,080 | 207 | 116 | 157 | 273 | 137 | 0 | 137 | 23,066 | |
| E | 3,073,235 | 3,573,863 | 1,261,582 | 541,495 | 3,677 | 1,286 | 8,455,138 | 15,652 | 11,293 | 26,945 | 14,323,003 | 220,491 | 140,833 | 152,613 | 293,446 | 172,925 | 0 | 172,925 | 23,491,948 | 136.0km |
| F1 | 0 | 0 | 0 | 0 | 0 | 0 | 0 | 0 | 0 | 0 | 0 | 0 | 0 | 0 | 0 | 0 | 0 | 0 | 0 | |
| F2 | 343,746 | 502,012 | 111,694 | 52,196 | 360 | 107 | 1,010,115 | 187 | 282 | 469 | 1,711,133 | 24,585 | 20,734 | 15,926 | 36,660 | 20,121 | 0 | 20,121 | 2,803,083 | |
| F3 | 115,635 | 79,613 | 23,985 | 17,957 | 382 | 119 | 237,691 | 981 | 2,727 | 3,708 | 402,646 | 5,788 | 2,897 | 2,331 | 5,228 | 3,981 | 0 | 3,981 | 659,042 | |
| G | 43,517 | 64,653 | 9,739 | 5,457 | 360 | 107 | 123,833 | 1,134 | 10 | 1,144 | 209,775 | 2,515 | 2,610 | 2,397 | 5,007 | 2,737 | 0 | 2,737 | 345,011 | |
| H | 68,339 | 59,257 | 22,359 | 9,779 | 203 | 44 | 159,981 | 217 | 818 | 1,035 | 271,010 | 5,104 | 2,345 | 3,182 | 5,527 | 1,357 | 0 | 1,357 | 444,014 | |
| I | 19,780 | 21,848 | 10,987 | 6,038 | 79 | 13 | 58,745 | 85 | 144 | 229 | 99,514 | 2,379 | 816 | 791 | 1,607 | 824 | 0 | 824 | 163,298 | |
| 合計 | 4,655,275 | 5,006,057 | 1,695,051 | 787,074 | 10,073 | 3,224 | 12,156,754 | 35,747 | 44,759 | 80,506 | 20,593,536 | 320,377 | 197,238 | 198,763 | 396,001 | 241,933 | 0 | 241,933 | 33,789,107 | (単位:百万円) |

●事業を実施した場合

様式-3

| 氾濫 ブロック | 水系名:利根川 河川名:利根川 事業所統計調査年:H13 国勢調査年:H17 流量規模:1/100 | | | | | | | | | | | | | | | | | | | |
|------------|---|-----------|-----------|---------|-------|--------|------------|--------|--------------------|----------------|------------------|---------------|---------------------------|--------------|---------|---------|----|---------|------------|----------|
| | 一般資産被害額 | | | | | 農作物被害額 | | | | | | | | | | | | | | |
| | 家屋 | 家庭用品 | 事業所資産 | | 小計 | 水稻 | 畑作物 | 小計 | 公共土木 施設等 被害額 | 営業 停止 損失 | 家庭における 応急対策費用 | | 事業所 における 応急対策 費用 | その他の 間接被害 | 小計 | 合計 | 備考 | | | |
| | | | 償却 | 在庫 | | | | | | | 清掃 労働 対価 | 代替 活動 等 | | | | | | | | |
| A | 317,160 | 183,885 | 69,883 | 47,336 | 2,007 | 601 | 620,872 | 4,792 | 8,770 | 13,562 | 1,051,756 | 17,658 | 6,892 | 5,179 | 12,071 | 10,785 | 0 | 10,785 | 1,726,704 | |
| B | 469,497 | 290,177 | 121,739 | 75,837 | 1,742 | 526 | 959,518 | 2,591 | 19,999 | 22,590 | 1,625,426 | 29,027 | 10,947 | 8,159 | 19,106 | 20,818 | 0 | 20,818 | 2,676,485 | |
| C | 92,689 | 128,338 | 30,787 | 15,787 | 359 | 108 | 288,068 | 1,329 | 14 | 1,343 | 454,107 | 6,245 | 5,066 | 4,040 | 9,106 | 4,396 | 0 | 4,396 | 743,265 | |
| D-1 | 72,021 | 81,053 | 23,662 | 8,743 | 710 | 251 | 186,440 | 8,462 | 69 | 8,531 | 315,828 | 3,947 | 3,229 | 3,535 | 6,764 | 2,634 | 0 | 2,634 | 524,144 | |
| D-2 | 3,267 | 2,806 | 1,105 | 404 | 76 | 28 | 7,686 | 50 | 6 | 56 | 13,021 | 198 | 109 | 152 | 261 | 124 | 0 | 124 | 21,346 | |
| E | 2,847,723 | 3,344,532 | 1,181,600 | 503,828 | 3,503 | 1,227 | 7,882,413 | 15,412 | 10,974 | 26,386 | 13,352,805 | 206,277 | 130,186 | 143,768 | 273,954 | 160,291 | 0 | 160,291 | 21,902,126 | 136.0km |
| F1 | 0 | 0 | 0 | 0 | 0 | 0 | 0 | 0 | 0 | 0 | 0 | 0 | 0 | 0 | 0 | 0 | 0 | 0 | 0 | |
| F2 | 335,779 | 490,053 | 108,355 | 50,694 | 354 | 105 | 985,340 | 187 | 276 | 463 | 1,669,166 | 23,785 | 20,194 | 15,539 | 35,733 | 19,393 | 0 | 19,393 | 2,733,880 | |
| F3 | 109,689 | 75,314 | 23,426 | 17,451 | 365 | 113 | 226,368 | 979 | 2,697 | 3,676 | 383,450 | 5,591 | 2,765 | 2,272 | 5,037 | 3,817 | 0 | 3,817 | 627,929 | |
| G | 41,598 | 63,658 | 9,270 | 5,341 | 353 | 105 | 120,325 | 1,131 | 10 | 1,141 | 203,830 | 2,425 | 2,530 | 2,321 | 4,851 | 2,698 | 0 | 2,698 | 335,270 | |
| H | 62,572 | 53,381 | 20,801 | 9,042 | 179 | 37 | 146,012 | 211 | 774 | 985 | 247,344 | 4,849 | 2,154 | 3,029 | 5,183 | 1,170 | 0 | 1,170 | 405,543 | |
| I | 19,170 | 20,941 | 9,967 | 5,151 | 77 | 13 | 55,319 | 83 | 139 | 222 | 93,709 | 2,138 | 780 | 758 | 1,538 | 744 | 0 | 744 | 153,670 | |
| 合計 | 4,371,165 | 4,734,138 | 1,600,595 | 739,614 | 9,725 | 3,114 | 11,458,351 | 35,227 | 43,728 | 78,955 | 19,410,442 | 302,140 | 184,852 | 188,752 | 373,604 | 226,870 | 0 | 226,870 | 31,850,362 | (単位:百万円) |

④【S24.08.29】
●事業を実施しない場合
様式-3

| 氾濫 ブロック | 水系名:利根川 河川名:利根川 事業所統計調査年:H13 国勢調査年:H17 流量規模:1/200 | | | | | | | | | | | | | | | | | | |
|------------|---|-----------|-----------|-----------|--------|--------|------------|--------|--------------------|--------------------|----------------|---------|---------|---------|---------|---------|---|---------|------------|
| | 事業所資産 | | | | | 農作物被害額 | | | | | | | | | | | | | |
| | 家屋 | 家庭用品 | 在庫 | | 償却 | 小計 | 水稻 | 畑作物 | 小計 | 公共土木 施設等 被害額 | 営業 停止 損失 | | | | | | | | |
| | | | 事業所資産 | 農漁家資産 | | | | | | | | 農作物被害額 | 農作物被害額 | | | | | | |
| 家屋 | 家庭用品 | 償却 | 在庫 | 在庫 | 小計 | 水稻 | 畑作物 | 小計 | 公共土木 施設等 被害額 | 営業 停止 損失 | | | | | | | | | |
| A | 381,673 | 206,596 | 78,125 | 53,848 | 2,313 | 681 | 723,236 | 4,982 | 9,365 | 14,347 | 1,225,163 | 20,793 | 7,834 | 5,709 | 13,543 | 12,290 | 0 | 12,290 | 2,009,372 |
| B | 597,822 | 349,249 | 143,159 | 93,194 | 2,139 | 632 | 1,186,195 | 2,992 | 24,228 | 27,220 | 2,009,416 | 35,827 | 13,120 | 9,566 | 22,686 | 25,250 | 0 | 25,250 | 3,306,594 |
| C | 133,041 | 163,265 | 43,038 | 21,161 | 424 | 124 | 361,053 | 1,398 | 15 | 1,413 | 611,622 | 8,598 | 6,460 | 4,699 | 11,159 | 6,189 | 0 | 6,189 | 1,000,034 |
| D-1 | 90,247 | 100,641 | 26,648 | 11,150 | 852 | 301 | 229,839 | 9,867 | 74 | 9,941 | 389,347 | 4,714 | 3,898 | 4,086 | 7,984 | 3,572 | 0 | 3,572 | 645,397 |
| D-2 | 5,714 | 4,369 | 1,604 | 662 | 83 | 31 | 12,463 | 66 | 12 | 78 | 21,112 | 364 | 225 | 342 | 567 | 191 | 0 | 191 | 34,775 |
| E | 4,827,194 | 5,455,956 | 1,684,531 | 771,542 | 4,499 | 1,515 | 12,725,237 | 16,650 | 12,330 | 28,980 | 21,556,553 | 317,519 | 208,509 | 199,783 | 408,292 | 270,215 | 0 | 270,215 | 35,306,796 |
| F1 | 122,539 | 265,689 | 96,436 | 25,275 | 72 | 27 | 510,038 | 19 | 276 | 295 | 864,003 | 13,534 | 9,971 | 12,110 | 22,081 | 7,776 | 0 | 7,776 | 1,417,727 |
| F2 | 454,246 | 629,808 | 136,661 | 68,685 | 448 | 130 | 1,289,978 | 207 | 310 | 517 | 2,185,222 | 31,646 | 25,876 | 18,238 | 44,114 | 26,328 | 0 | 26,328 | 3,577,805 |
| F3 | 146,809 | 100,189 | 32,950 | 25,509 | 496 | 148 | 306,101 | 1,055 | 3,196 | 4,251 | 518,536 | 8,445 | 3,664 | 2,812 | 6,476 | 4,929 | 0 | 4,929 | 848,738 |
| G | 66,861 | 89,934 | 12,566 | 7,488 | 440 | 129 | 177,418 | 1,175 | 12 | 1,187 | 300,545 | 3,593 | 3,668 | 2,976 | 6,644 | 3,718 | 0 | 3,718 | 493,105 |
| H | 73,475 | 64,875 | 24,204 | 10,556 | 215 | 46 | 173,371 | 219 | 833 | 1,052 | 293,689 | 5,327 | 2,521 | 3,322 | 5,843 | 1,591 | 0 | 1,591 | 480,873 |
| I | 20,164 | 22,592 | 11,212 | 6,137 | 80 | 13 | 60,198 | 87 | 146 | 233 | 101,976 | 2,426 | 834 | 810 | 1,644 | 844 | 0 | 844 | 167,321 |
| 合計 | 6,919,785 | 7,453,163 | 2,271,134 | 1,095,207 | 12,061 | 3,777 | 17,755,127 | 38,717 | 50,797 | 89,514 | 30,077,194 | 452,786 | 286,580 | 264,453 | 551,033 | 362,893 | 0 | 362,893 | 49,288,537 |

●事業を実施した場合
様式-3

| 氾濫 ブロック | 水系名:利根川 河川名:利根川 事業所統計調査年:H13 国勢調査年:H17 流量規模:1/200 | | | | | | | | | | | | | | | | | | |
|------------|---|-----------|-----------|-----------|--------|--------|------------|--------|--------------------|--------------------|----------------|---------|---------|---------|---------|---------|---|---------|------------|
| | 事業所資産 | | | | | 農作物被害額 | | | | | | | | | | | | | |
| | 家屋 | 家庭用品 | 在庫 | | 償却 | 小計 | 水稻 | 畑作物 | 小計 | 公共土木 施設等 被害額 | 営業 停止 損失 | | | | | | | | |
| | | | 事業所資産 | 農漁家資産 | | | | | | | | 農作物被害額 | 農作物被害額 | | | | | | |
| 家屋 | 家庭用品 | 償却 | 在庫 | 在庫 | 小計 | 水稻 | 畑作物 | 小計 | 公共土木 施設等 被害額 | 営業 停止 損失 | | | | | | | | | |
| A | 379,447 | 205,441 | 75,351 | 52,322 | 2,306 | 678 | 715,545 | 4,947 | 9,298 | 14,245 | 1,212,135 | 20,351 | 7,791 | 5,677 | 13,468 | 12,023 | 0 | 12,023 | 1,987,767 |
| B | 577,802 | 342,827 | 140,517 | 90,643 | 2,077 | 616 | 1,154,282 | 2,908 | 23,660 | 26,568 | 1,955,353 | 35,035 | 12,874 | 9,407 | 22,281 | 24,737 | 0 | 24,737 | 3,218,256 |
| C | 128,509 | 159,435 | 41,733 | 20,453 | 415 | 122 | 350,667 | 1,393 | 15 | 1,408 | 594,028 | 8,295 | 6,304 | 4,608 | 10,912 | 5,949 | 0 | 5,949 | 971,259 |
| D-1 | 87,824 | 97,857 | 25,908 | 10,830 | 829 | 292 | 223,540 | 9,724 | 73 | 9,797 | 378,677 | 4,613 | 3,799 | 4,000 | 7,799 | 3,412 | 0 | 3,412 | 627,838 |
| D-2 | 5,484 | 4,093 | 1,585 | 657 | 83 | 31 | 11,933 | 65 | 11 | 76 | 20,213 | 361 | 209 | 314 | 523 | 190 | 0 | 190 | 33,296 |
| E | 4,500,234 | 5,109,355 | 1,580,622 | 728,422 | 4,295 | 1,460 | 11,924,388 | 16,387 | 12,045 | 28,432 | 20,199,911 | 301,440 | 196,026 | 191,820 | 387,846 | 251,232 | 0 | 251,232 | 33,093,249 |
| F1 | 0 | 0 | 0 | 0 | 0 | 0 | 0 | 0 | 0 | 0 | 0 | 0 | 0 | 0 | 0 | 0 | 0 | 0 | 0 |
| F2 | 437,378 | 612,568 | 133,507 | 66,298 | 438 | 128 | 1,250,317 | 207 | 310 | 517 | 2,118,037 | 30,629 | 25,142 | 17,994 | 43,136 | 25,435 | 0 | 25,435 | 3,468,071 |
| F3 | 144,169 | 98,965 | 32,013 | 24,843 | 489 | 146 | 300,625 | 1,048 | 3,148 | 4,196 | 509,261 | 8,205 | 3,614 | 2,776 | 6,390 | 4,844 | 0 | 4,844 | 833,521 |
| G | 63,792 | 85,961 | 11,927 | 7,278 | 424 | 124 | 169,506 | 1,169 | 12 | 1,181 | 287,143 | 3,455 | 3,509 | 2,856 | 6,365 | 3,615 | 0 | 3,615 | 471,265 |
| H | 68,960 | 59,809 | 22,616 | 9,911 | 205 | 44 | 161,545 | 217 | 818 | 1,035 | 273,659 | 5,138 | 2,358 | 3,198 | 5,556 | 1,366 | 0 | 1,366 | 448,299 |
| I | 19,803 | 21,847 | 11,082 | 6,097 | 79 | 13 | 58,921 | 86 | 143 | 229 | 99,813 | 2,404 | 814 | 787 | 1,601 | 824 | 0 | 824 | 163,792 |
| 合計 | 6,413,202 | 6,798,158 | 2,076,861 | 1,017,754 | 11,640 | 3,654 | 16,321,269 | 38,151 | 49,533 | 87,684 | 27,648,230 | 419,926 | 262,440 | 243,437 | 505,877 | 333,627 | 0 | 333,627 | 45,316,613 |

⑤【S33.09.16】
●事業を実施しない場合

| 氾濫 ブロック | 水系名:利根川 河川名:利根川 国勢調査年:H17 事業所統計調査年:H13 流量規模:1/3 | | | | | | | | | | | |
|------------|---|------|-------|----|----|--------|-----|-----|--------------------|----------------|------------------|---------------|
| | 一般資産被害額 | | | | | 農作物被害額 | | | | | | |
| | 家屋 | 家庭用品 | 事業所資産 | | 小計 | 水稻 | 畑作物 | 小計 | 公共土木 施設等 被害額 | 営業 停止 損失 | 家庭における 応急対策費用 | |
| | | | 償却 | 在庫 | | | | | | | 清掃 労働 対価 | 代替 活動 等 |
| A | 0 | 0 | 0 | 0 | 0 | 0 | 0 | 0 | 0 | 0 | 0 | 0 |
| B | 0 | 0 | 0 | 0 | 0 | 0 | 0 | 0 | 0 | 0 | 0 | 0 |
| C | 0 | 0 | 0 | 0 | 0 | 0 | 0 | 0 | 0 | 0 | 0 | 0 |
| D-1 | 0 | 0 | 0 | 0 | 0 | 0 | 0 | 0 | 0 | 0 | 0 | 0 |
| D-2 | 29 | 8 | 30 | 12 | 79 | 4 | 4 | 132 | 12 | 2 | 3 | 231 |
| E | 0 | 0 | 0 | 0 | 0 | 0 | 0 | 0 | 0 | 0 | 0 | 0 |
| F1 | 0 | 0 | 0 | 0 | 0 | 0 | 0 | 0 | 0 | 0 | 0 | 0 |
| F2 | 0 | 0 | 0 | 0 | 0 | 0 | 0 | 0 | 0 | 0 | 0 | 0 |
| F3 | 0 | 0 | 0 | 0 | 0 | 0 | 0 | 0 | 0 | 0 | 0 | 0 |
| G | 0 | 0 | 0 | 0 | 0 | 2 | 2 | 0 | 0 | 0 | 0 | 2 |
| H | 0 | 0 | 0 | 0 | 0 | 0 | 0 | 0 | 0 | 0 | 0 | 0 |
| I | 0 | 0 | 0 | 0 | 0 | 0 | 0 | 0 | 0 | 0 | 0 | 0 |
| 合計 | 29 | 8 | 30 | 12 | 79 | 6 | 6 | 132 | 12 | 2 | 3 | 233 |

●事業を実施した場合

| 氾濫 ブロック | 水系名:利根川 河川名:利根川 国勢調査年:H17 事業所統計調査年:H13 流量規模:1/3 | | | | | | | | | | | |
|------------|---|------|-------|----|----|--------|-----|----|--------------------|----------------|------------------|---------------|
| | 一般資産被害額 | | | | | 農作物被害額 | | | | | | |
| | 家屋 | 家庭用品 | 事業所資産 | | 小計 | 水稻 | 畑作物 | 小計 | 公共土木 施設等 被害額 | 営業 停止 損失 | 家庭における 応急対策費用 | |
| | | | 償却 | 在庫 | | | | | | | 清掃 労働 対価 | 代替 活動 等 |
| A | 0 | 0 | 0 | 0 | 0 | 0 | 0 | 0 | 0 | 0 | 0 | 0 |
| B | 0 | 0 | 0 | 0 | 0 | 0 | 0 | 0 | 0 | 0 | 0 | 0 |
| C | 0 | 0 | 0 | 0 | 0 | 0 | 0 | 0 | 0 | 0 | 0 | 0 |
| D-1 | 0 | 0 | 0 | 0 | 0 | 0 | 0 | 0 | 0 | 0 | 0 | 0 |
| D-2 | 22 | 5 | 16 | 6 | 49 | 2 | 2 | 84 | 7 | 1 | 2 | 144 |
| E | 0 | 0 | 0 | 0 | 0 | 0 | 0 | 0 | 0 | 0 | 0 | 0 |
| F1 | 0 | 0 | 0 | 0 | 0 | 0 | 0 | 0 | 0 | 0 | 0 | 0 |
| F2 | 0 | 0 | 0 | 0 | 0 | 0 | 0 | 0 | 0 | 0 | 0 | 0 |
| F3 | 0 | 0 | 0 | 0 | 0 | 0 | 0 | 0 | 0 | 0 | 0 | 0 |
| G | 0 | 0 | 0 | 0 | 0 | 2 | 2 | 0 | 0 | 0 | 0 | 2 |
| H | 0 | 0 | 0 | 0 | 0 | 0 | 0 | 0 | 0 | 0 | 0 | 0 |
| I | 0 | 0 | 0 | 0 | 0 | 0 | 0 | 0 | 0 | 0 | 0 | 0 |
| 合計 | 22 | 5 | 16 | 6 | 49 | 4 | 4 | 84 | 7 | 1 | 2 | 146 |

⑤【S33.09.16】
●事業を実施しない場合
様式-3

| 氾濫 ブロック | 水系名:利根川 河川名:利根川 国勢調査年:H17 事業所統計調査年:H13 流量規模:1/5 | | | | | | | | | | | | | | | | |
|------------|---|--------|--------|-------|-----|--------|---------|-------|--------------------|----------------|------------------|---------------|-------|---------------------------|--------------|-------|---------|
| | 事業所資産被雪額 | | | | | 農作物被雪額 | | | | | | | | | | | |
| | 家屋 | 家庭用品 | 事業所資産 | | 小計 | 水稲 | 畑作物 | 小計 | 公共土木 施設等 被害額 | 営業 停止 損失 | 家庭における 応急対策費用 | | | | | | |
| | | | 償却 | 在庫 | | | | | | | 清掃 労働 対価 | 代替 活動 等 | 小計 | 事業所 における 応急対策 費用 | その他の 間接被害 | | |
| A | 0 | 0 | 0 | 0 | 0 | 0 | 0 | 0 | 0 | 0 | 0 | 0 | 0 | 0 | 0 | 0 | |
| B | 0 | 0 | 0 | 0 | 0 | 0 | 0 | 0 | 0 | 0 | 0 | 0 | 0 | 0 | 0 | 0 | |
| C | 0 | 0 | 0 | 0 | 0 | 0 | 0 | 0 | 0 | 0 | 0 | 0 | 0 | 0 | 0 | 0 | |
| D-1 | 24,558 | 30,644 | 8,591 | 2,521 | 299 | 106 | 66,719 | 4,971 | 27 | 4,998 | 113,022 | 1,469 | 1,254 | 1,705 | 2,959 | 641 | 189,808 |
| D-2 | 396 | 245 | 173 | 73 | 8 | 3 | 898 | 22 | 2 | 24 | 1,521 | 50 | 14 | 25 | 39 | 13 | 2,545 |
| E | 0 | 0 | 0 | 0 | 0 | 0 | 0 | 0 | 0 | 0 | 0 | 0 | 0 | 0 | 0 | 0 | 0 |
| F1 | 0 | 0 | 0 | 0 | 0 | 0 | 0 | 0 | 0 | 0 | 0 | 0 | 0 | 0 | 0 | 0 | 0 |
| F2 | 0 | 0 | 0 | 0 | 0 | 0 | 0 | 0 | 0 | 0 | 0 | 0 | 0 | 0 | 0 | 0 | 0 |
| F3 | 30,591 | 17,811 | 7,393 | 4,753 | 99 | 34 | 60,681 | 457 | 913 | 1,370 | 102,794 | 1,744 | 691 | 828 | 1,519 | 963 | 169,071 |
| G | 17,095 | 25,585 | 2,441 | 1,861 | 75 | 23 | 47,080 | 564 | 1 | 565 | 79,755 | 665 | 954 | 863 | 1,817 | 941 | 130,823 |
| H | 0 | 0 | 0 | 0 | 0 | 0 | 0 | 0 | 0 | 0 | 0 | 0 | 0 | 0 | 0 | 0 | 0 |
| I | 0 | 0 | 0 | 0 | 0 | 0 | 0 | 0 | 0 | 0 | 0 | 0 | 0 | 0 | 0 | 0 | 0 |
| 合計 | 72,640 | 74,285 | 18,598 | 9,208 | 481 | 166 | 175,378 | 6,014 | 943 | 6,957 | 297,092 | 3,928 | 2,913 | 3,421 | 6,334 | 2,558 | 492,247 |

●事業を実施した場合
様式-3

| 氾濫 ブロック | 水系名:利根川 河川名:利根川 国勢調査年:H17 事業所統計調査年:H13 流量規模:1/5 | | | | | | | | | | | | | | | | |
|------------|---|--------|--------|-------|-----|--------|---------|-------|--------------------|----------------|------------------|---------------|-------|---------------------------|--------------|-------|---------|
| | 事業所資産被雪額 | | | | | 農作物被雪額 | | | | | | | | | | | |
| | 家屋 | 家庭用品 | 事業所資産 | | 小計 | 水稲 | 畑作物 | 小計 | 公共土木 施設等 被害額 | 営業 停止 損失 | 家庭における 応急対策費用 | | | | | | |
| | | | 償却 | 在庫 | | | | | | | 清掃 労働 対価 | 代替 活動 等 | 小計 | 事業所 における 応急対策 費用 | その他の 間接被害 | | |
| A | 0 | 0 | 0 | 0 | 0 | 0 | 0 | 0 | 0 | 0 | 0 | 0 | 0 | 0 | 0 | 0 | 0 |
| B | 0 | 0 | 0 | 0 | 0 | 0 | 0 | 0 | 0 | 0 | 0 | 0 | 0 | 0 | 0 | 0 | 0 |
| C | 0 | 0 | 0 | 0 | 0 | 0 | 0 | 0 | 0 | 0 | 0 | 0 | 0 | 0 | 0 | 0 | 0 |
| D-1 | 23,370 | 29,200 | 8,200 | 2,383 | 281 | 99 | 63,533 | 4,847 | 27 | 4,874 | 107,624 | 1,404 | 1,202 | 1,640 | 2,842 | 614 | 180,891 |
| D-2 | 197 | 194 | 120 | 44 | 8 | 3 | 566 | 22 | 1 | 23 | 959 | 27 | 7 | 11 | 18 | 12 | 1,605 |
| E | 0 | 0 | 0 | 0 | 0 | 0 | 0 | 0 | 0 | 0 | 0 | 0 | 0 | 0 | 0 | 0 | 0 |
| F1 | 0 | 0 | 0 | 0 | 0 | 0 | 0 | 0 | 0 | 0 | 0 | 0 | 0 | 0 | 0 | 0 | 0 |
| F2 | 0 | 0 | 0 | 0 | 0 | 0 | 0 | 0 | 0 | 0 | 0 | 0 | 0 | 0 | 0 | 0 | 0 |
| F3 | 27,726 | 15,865 | 6,534 | 4,360 | 91 | 31 | 54,607 | 455 | 895 | 1,350 | 92,503 | 1,592 | 622 | 758 | 1,380 | 857 | 152,289 |
| G | 14,931 | 23,599 | 2,038 | 1,745 | 62 | 19 | 42,384 | 446 | 1 | 447 | 71,796 | 619 | 895 | 847 | 1,742 | 864 | 117,852 |
| H | 0 | 0 | 0 | 0 | 0 | 0 | 0 | 0 | 0 | 0 | 0 | 0 | 0 | 0 | 0 | 0 | 0 |
| I | 0 | 0 | 0 | 0 | 0 | 0 | 0 | 0 | 0 | 0 | 0 | 0 | 0 | 0 | 0 | 0 | 0 |
| 合計 | 66,224 | 68,848 | 16,892 | 8,532 | 442 | 152 | 161,090 | 5,770 | 924 | 6,694 | 272,882 | 3,642 | 2,726 | 3,256 | 5,982 | 2,347 | 452,637 |

⑤【S33.09.16】
●事業を実施しない場合
様式-3

| 氾濫 ブロック | 水系名:利根川 河川名:利根川 国勢調査年:H17 事業所統計調査年:H13 流量規模:1/10 | | | | | | | | | | | | | | | | | | | | |
|------------|--|---------|---------|--------|-------|-------|---------|--------|--------------------|----------------|------------------|---------------|---------------------------|--------------|---|--------|-----------|---|---|---|---|
| | 事業所資産 | | | | | 農漁家資産 | | | | | | | | | | | | | | | |
| | 家屋 | 家庭用品 | 在庫 | | 小計 | 水稲 | 畑作物 | 小計 | 公共土木 施設等 被害額 | 営業 停止 損失 | 家庭における 応急対策費用 | | | | | | | | | | |
| | | | 償却 | 在庫 | | | | | | | 清掃 労働 対価 | 代替 活動 等 | 事業所 における 応急対策 費用 | その他の 間接被害 | | | | | | | |
| A | 0 | 0 | 0 | 0 | 0 | 0 | 0 | 0 | 0 | 0 | 0 | 0 | 0 | 0 | 0 | 0 | 0 | 0 | 0 | 0 | |
| B | 256,167 | 179,385 | 76,082 | 45,058 | 933 | 284 | 557,909 | 2,080 | 11,974 | 14,054 | 6,719 | 5,231 | 11,950 | 12,972 | 0 | 12,972 | 1,559,931 | 0 | 0 | 0 | 0 |
| C | 0 | 0 | 0 | 0 | 0 | 0 | 0 | 0 | 0 | 0 | 0 | 0 | 0 | 0 | 0 | 0 | 0 | 0 | 0 | 0 | 0 |
| D-1 | 47,968 | 53,573 | 15,578 | 4,998 | 523 | 186 | 122,826 | 6,834 | 57 | 6,891 | 2,180 | 2,616 | 4,796 | 1,424 | 0 | 1,424 | 346,493 | 0 | 0 | 0 | 0 |
| D-2 | 1,411 | 1,107 | 476 | 156 | 47 | 16 | 3,213 | 40 | 3 | 43 | 48 | 79 | 127 | 33 | 0 | 33 | 8,959 | 0 | 0 | 0 | 0 |
| E | 0 | 0 | 0 | 0 | 0 | 0 | 0 | 0 | 0 | 0 | 0 | 0 | 0 | 0 | 0 | 0 | 0 | 0 | 0 | 0 | 0 |
| F1 | 0 | 0 | 0 | 0 | 0 | 0 | 0 | 0 | 0 | 0 | 0 | 0 | 0 | 0 | 0 | 0 | 0 | 0 | 0 | 0 | 0 |
| F2 | 0 | 0 | 0 | 0 | 0 | 0 | 0 | 0 | 0 | 0 | 0 | 0 | 0 | 0 | 0 | 0 | 0 | 0 | 0 | 0 | 0 |
| F3 | 58,300 | 40,410 | 15,389 | 10,318 | 185 | 61 | 124,663 | 774 | 1,552 | 2,326 | 1,488 | 1,458 | 2,946 | 2,198 | 0 | 2,198 | 346,597 | 0 | 0 | 0 | 0 |
| G | 21,450 | 31,295 | 4,015 | 2,541 | 185 | 64 | 59,550 | 1,022 | 6 | 1,028 | 1,206 | 1,197 | 2,403 | 1,244 | 0 | 1,244 | 166,146 | 0 | 0 | 0 | 0 |
| H | 0 | 0 | 0 | 0 | 0 | 0 | 0 | 0 | 1 | 1 | 0 | 0 | 0 | 0 | 0 | 0 | 0 | 0 | 0 | 0 | 0 |
| I | 0 | 0 | 0 | 0 | 0 | 0 | 0 | 0 | 0 | 0 | 0 | 0 | 0 | 0 | 0 | 0 | 0 | 0 | 0 | 0 | 0 |
| 合計 | 385,296 | 305,770 | 111,540 | 63,071 | 1,873 | 611 | 868,161 | 10,750 | 13,593 | 24,343 | 11,641 | 10,581 | 22,222 | 17,871 | 0 | 17,871 | 2,428,127 | 0 | 0 | 0 | 0 |

●事業を実施した場合
様式-3

| 氾濫 ブロック | 水系名:利根川 河川名:利根川 国勢調査年:H17 事業所統計調査年:H13 流量規模:1/10 | | | | | | | | | | | | | | | | | | | | |
|------------|--|---------|---------|--------|-------|-------|---------|--------|--------------------|----------------|------------------|---------------|---------------------------|--------------|---|--------|-----------|---|---|---|---|
| | 事業所資産 | | | | | 農漁家資産 | | | | | | | | | | | | | | | |
| | 家屋 | 家庭用品 | 在庫 | | 小計 | 水稲 | 畑作物 | 小計 | 公共土木 施設等 被害額 | 営業 停止 損失 | 家庭における 応急対策費用 | | | | | | | | | | |
| | | | 償却 | 在庫 | | | | | | | 清掃 労働 対価 | 代替 活動 等 | 事業所 における 応急対策 費用 | その他の 間接被害 | | | | | | | |
| A | 0 | 0 | 0 | 0 | 0 | 0 | 0 | 0 | 0 | 0 | 0 | 0 | 0 | 0 | 0 | 0 | 0 | 0 | 0 | 0 | 0 |
| B | 242,886 | 171,182 | 69,928 | 42,572 | 873 | 265 | 527,506 | 2,038 | 11,487 | 13,525 | 6,431 | 4,976 | 11,407 | 12,354 | 0 | 12,354 | 1,475,329 | 0 | 0 | 0 | 0 |
| C | 0 | 0 | 0 | 0 | 0 | 0 | 0 | 0 | 0 | 0 | 0 | 0 | 0 | 0 | 0 | 0 | 0 | 0 | 0 | 0 | 0 |
| D-1 | 44,531 | 49,819 | 14,976 | 4,787 | 509 | 181 | 114,803 | 6,567 | 57 | 6,624 | 2,045 | 2,522 | 4,567 | 1,372 | 0 | 1,372 | 324,265 | 0 | 0 | 0 | 0 |
| D-2 | 1,353 | 1,091 | 440 | 151 | 47 | 16 | 3,098 | 39 | 3 | 42 | 45 | 75 | 120 | 33 | 0 | 33 | 8,634 | 0 | 0 | 0 | 0 |
| E | 0 | 0 | 0 | 0 | 0 | 0 | 0 | 0 | 0 | 0 | 0 | 0 | 0 | 0 | 0 | 0 | 0 | 0 | 0 | 0 | 0 |
| F1 | 0 | 0 | 0 | 0 | 0 | 0 | 0 | 0 | 0 | 0 | 0 | 0 | 0 | 0 | 0 | 0 | 0 | 0 | 0 | 0 | 0 |
| F2 | 0 | 0 | 0 | 0 | 0 | 0 | 0 | 0 | 0 | 0 | 0 | 0 | 0 | 0 | 0 | 0 | 0 | 0 | 0 | 0 | 0 |
| F3 | 54,096 | 37,599 | 14,635 | 9,461 | 174 | 57 | 116,022 | 756 | 1,496 | 2,252 | 1,381 | 1,392 | 2,773 | 2,058 | 0 | 2,058 | 322,725 | 0 | 0 | 0 | 0 |
| G | 20,866 | 30,066 | 3,846 | 2,451 | 171 | 59 | 57,459 | 978 | 5 | 983 | 1,168 | 1,141 | 2,309 | 1,203 | 0 | 1,203 | 160,296 | 0 | 0 | 0 | 0 |
| H | 0 | 0 | 0 | 0 | 0 | 0 | 0 | 0 | 0 | 0 | 0 | 0 | 0 | 0 | 0 | 0 | 0 | 0 | 0 | 0 | 0 |
| I | 0 | 0 | 0 | 0 | 0 | 0 | 0 | 0 | 0 | 0 | 0 | 0 | 0 | 0 | 0 | 0 | 0 | 0 | 0 | 0 | 0 |
| 合計 | 363,532 | 289,757 | 103,825 | 59,422 | 1,774 | 578 | 818,888 | 10,378 | 13,048 | 23,426 | 11,070 | 10,106 | 21,176 | 17,020 | 0 | 17,020 | 2,291,249 | 0 | 0 | 0 | 0 |

⑤【S33.09.16】
●事業を実施しない場合
様式-3

| 氾濫 ブロック | 水系名:利根川 河川名:利根川 | | | | | | | | | | 事業所統計調査年:H13 | | | | 合計 | 備考 | | | | |
|------------|-----------------|-----------|---------|---------|-------|--------|-----------|--------|--------|--------------------|------------------|----------------|---------------------------|--------------|---------|--------|---------------|--------|------------|----------|
| | 一般資産被害額 | | | | | 農作物被害額 | | | | | 家庭における 応急対策費用 | | 事業所 における 応急対策 費用 | その他の 間接被害 | | | | | | |
| | 事業所資産 | | 農漁家資産 | | | 小計 | 水稲 | 畑作物 | 小計 | 公共土木 施設等 被害額 | 営業 停止 損失 | 清掃 労働 対価 | | | | | 代替 活動 等 | | | |
| | 償却 | 在庫 | 償却 | 在庫 | 在庫 | | | | | | | | | | | | | | | |
| A | 233,653 | 151,888 | 61,457 | 38,799 | 1,636 | 498 | 487,931 | 4,544 | 8,183 | 12,727 | 826,556 | 14,041 | 5,617 | 4,467 | 10,084 | 8,941 | 0 | 8,941 | 1,360,280 | |
| B | 404,185 | 252,153 | 108,218 | 67,154 | 1,511 | 458 | 833,679 | 2,442 | 17,411 | 19,853 | 1,412,253 | 25,766 | 9,477 | 7,213 | 16,690 | 18,613 | 0 | 18,613 | 2,326,854 | |
| C | 62,985 | 91,448 | 27,503 | 10,982 | 282 | 88 | 193,288 | 1,217 | 11 | 1,228 | 327,431 | 4,461 | 3,627 | 3,311 | 6,938 | 2,938 | 0 | 2,938 | 536,284 | |
| D-1 | 66,901 | 75,988 | 21,498 | 7,872 | 670 | 238 | 173,167 | 7,554 | 65 | 7,619 | 293,345 | 3,472 | 3,002 | 3,274 | 6,276 | 2,465 | 0 | 2,465 | 486,344 | |
| D-2 | 2,080 | 1,908 | 724 | 281 | 68 | 25 | 5,086 | 45 | 5 | 50 | 8,616 | 141 | 76 | 102 | 178 | 84 | 0 | 84 | 14,155 | |
| E | 830,182 | 879,794 | 385,421 | 155,341 | 1,977 | 690 | 2,253,405 | 14,869 | 7,742 | 22,611 | 3,817,288 | 74,451 | 35,729 | 48,594 | 84,323 | 36,381 | 0 | 36,381 | 6,288,439 | 148.5km |
| F1 | 0 | 0 | 0 | 0 | 0 | 0 | 0 | 0 | 0 | 0 | 0 | 0 | 0 | 0 | 0 | 0 | 0 | 0 | 0 | |
| F2 | 267,460 | 403,424 | 93,022 | 42,028 | 308 | 93 | 806,335 | 177 | 253 | 430 | 1,365,930 | 19,122 | 16,466 | 13,416 | 29,882 | 16,036 | 0 | 16,036 | 2,237,735 | |
| F3 | 90,371 | 61,565 | 21,244 | 15,110 | 294 | 93 | 188,677 | 944 | 2,406 | 3,350 | 319,617 | 4,778 | 2,314 | 2,036 | 4,350 | 3,208 | 0 | 3,208 | 523,980 | |
| G | 34,326 | 53,112 | 7,618 | 4,368 | 324 | 98 | 99,846 | 1,113 | 9 | 1,122 | 169,139 | 2,039 | 2,106 | 2,050 | 4,156 | 2,160 | 0 | 2,160 | 278,462 | |
| H | 39,044 | 29,104 | 12,784 | 5,316 | 105 | 20 | 86,373 | 172 | 589 | 761 | 146,316 | 3,500 | 1,402 | 2,231 | 3,633 | 537 | 0 | 537 | 241,120 | |
| I | 13,281 | 12,680 | 5,585 | 2,213 | 46 | 8 | 33,813 | 55 | 114 | 169 | 57,278 | 1,262 | 488 | 548 | 1,036 | 290 | 0 | 290 | 93,848 | |
| 合計 | 2,044,468 | 2,013,064 | 745,074 | 349,464 | 7,221 | 2,309 | 5,161,600 | 33,132 | 36,788 | 69,920 | 8,743,749 | 153,033 | 80,304 | 87,242 | 167,546 | 91,653 | 0 | 91,653 | 14,387,501 | (単位:百万円) |

●事業を実施した場合

| 氾濫 ブロック | 水系名:利根川 河川名:利根川 | | | | | | | | | | 事業所統計調査年:H13 | | | | 合計 | 備考 | | | | |
|------------|-----------------|-----------|---------|---------|-------|--------|-----------|--------|--------|--------------------|------------------|----------------|---------------------------|--------------|---------|--------|---------------|--------|------------|----------|
| | 一般資産被害額 | | | | | 農作物被害額 | | | | | 家庭における 応急対策費用 | | 事業所 における 応急対策 費用 | その他の 間接被害 | | | | | | |
| | 事業所資産 | | 農漁家資産 | | | 小計 | 水稲 | 畑作物 | 小計 | 公共土木 施設等 被害額 | 営業 停止 損失 | 清掃 労働 対価 | | | | | 代替 活動 等 | | | |
| | 償却 | 在庫 | 償却 | 在庫 | 在庫 | | | | | | | | | | | | | | | |
| A | 214,416 | 141,283 | 59,243 | 36,775 | 1,534 | 469 | 453,720 | 4,481 | 7,990 | 12,471 | 768,602 | 13,224 | 5,230 | 4,276 | 9,506 | 8,430 | 0 | 8,430 | 1,265,953 | |
| B | 379,951 | 240,099 | 103,973 | 63,972 | 1,446 | 440 | 789,881 | 2,421 | 16,715 | 19,136 | 1,338,059 | 24,437 | 8,996 | 6,892 | 15,888 | 17,285 | 0 | 17,285 | 2,204,686 | |
| C | 53,638 | 79,002 | 23,993 | 9,600 | 252 | 80 | 166,565 | 1,174 | 10 | 1,184 | 282,162 | 3,999 | 3,194 | 3,105 | 6,299 | 2,467 | 0 | 2,467 | 482,676 | |
| D-1 | 64,683 | 73,726 | 21,109 | 7,582 | 662 | 235 | 167,997 | 7,540 | 65 | 7,605 | 284,586 | 3,402 | 2,916 | 3,230 | 6,146 | 2,368 | 0 | 2,368 | 472,104 | |
| D-2 | 2,080 | 1,908 | 724 | 281 | 68 | 25 | 5,086 | 45 | 5 | 50 | 8,616 | 141 | 76 | 102 | 178 | 84 | 0 | 84 | 14,155 | |
| E | 707,956 | 732,292 | 335,421 | 133,374 | 1,799 | 630 | 1,911,472 | 14,136 | 7,267 | 21,403 | 3,238,033 | 64,725 | 30,084 | 41,499 | 71,583 | 29,815 | 0 | 29,815 | 5,337,031 | 148.5km |
| F1 | 0 | 0 | 0 | 0 | 0 | 0 | 0 | 0 | 0 | 0 | 0 | 0 | 0 | 0 | 0 | 0 | 0 | 0 | 0 | |
| F2 | 247,359 | 378,425 | 86,684 | 39,120 | 287 | 89 | 751,964 | 177 | 253 | 430 | 1,273,826 | 17,805 | 15,467 | 12,969 | 28,436 | 14,662 | 0 | 14,662 | 2,087,123 | |
| F3 | 86,997 | 59,785 | 20,954 | 14,823 | 284 | 90 | 182,933 | 935 | 2,337 | 3,272 | 309,887 | 4,649 | 2,239 | 1,972 | 4,211 | 3,147 | 0 | 3,147 | 508,099 | |
| G | 33,713 | 52,104 | 7,362 | 4,302 | 314 | 96 | 97,891 | 1,110 | 8 | 1,118 | 165,827 | 2,003 | 2,065 | 2,016 | 4,081 | 2,133 | 0 | 2,133 | 273,053 | |
| H | 20,973 | 11,269 | 6,440 | 2,825 | 37 | 6 | 41,550 | 133 | 431 | 564 | 70,385 | 2,296 | 819 | 1,450 | 2,269 | 97 | 0 | 97 | 117,161 | |
| I | 6,525 | 5,218 | 3,196 | 1,289 | 12 | 2 | 16,242 | 43 | 84 | 127 | 27,514 | 862 | 247 | 333 | 580 | 121 | 0 | 121 | 45,446 | |
| 合計 | 1,818,291 | 1,775,111 | 669,099 | 313,943 | 6,895 | 2,162 | 4,585,301 | 32,195 | 35,165 | 67,360 | 7,767,497 | 137,543 | 71,333 | 77,844 | 149,177 | 80,609 | 0 | 80,609 | 12,787,487 | (単位:百万円) |

⑤【S33.09.16】
●事業を実施しない場合
様式-3

| 氾濫 ブロック | 水系名:利根川 河川名:利根川 国勢調査年:H17 事業所統計調査年:H13 流量規模:1/50 | | | | | | | | | | | | | | | | |
|------------|--|-----------|---------|---------|-------|--------|-----------|--------|--------|--------------------|----------------|----------------|-----------------------------------|---------------------------|--------------|---------|------------|
| | 事業所資産 | | | | | 農作物被害額 | | | | | | | | | | | |
| | 家屋 | 家庭用品 | 在庫 | | 償却 | 小計 | 水稻 | 畑作物 | 小計 | 公共土木 施設等 被害額 | 営業 停止 損失 | | | | | | |
| | | | 事業所資産 | 農漁家資産 | | | | | | | | 清掃 労働 対価 | 家庭における 応急対策費用 代替 活動 等 | 事業所 における 応急対策 費用 | その他の 間接被害 | | |
| 償却 | 在庫 | 償却 | 在庫 | 小計 | 小計 | 小計 | 小計 | 小計 | 小計 | 小計 | | | | | | | |
| A | 278,537 | 168,852 | 65,547 | 43,596 | 1,842 | 554 | 558,928 | 4,651 | 8,479 | 13,130 | 946,825 | 15,855 | 6,283 | 4,771 | 11,054 | 9,965 | 1,555,757 |
| B | 452,296 | 283,137 | 118,914 | 74,153 | 1,683 | 508 | 930,691 | 2,546 | 19,325 | 21,871 | 1,576,591 | 28,240 | 10,630 | 7,941 | 18,571 | 20,390 | 2,596,354 |
| C | 82,288 | 114,733 | 28,348 | 14,002 | 325 | 100 | 239,796 | 1,287 | 14 | 1,301 | 406,215 | 5,598 | 4,493 | 3,796 | 8,289 | 3,863 | 665,062 |
| D-1 | 72,631 | 81,489 | 23,865 | 8,904 | 720 | 254 | 187,863 | 8,757 | 69 | 8,826 | 318,241 | 3,994 | 3,252 | 3,568 | 6,820 | 2,648 | 528,392 |
| D-2 | 3,516 | 2,901 | 1,156 | 440 | 77 | 28 | 8,118 | 50 | 6 | 56 | 13,751 | 207 | 114 | 154 | 288 | 137 | 22,537 |
| E | 1,156,607 | 1,260,725 | 502,376 | 203,358 | 2,405 | 838 | 3,126,309 | 15,825 | 9,209 | 25,034 | 5,295,968 | 95,809 | 50,712 | 68,385 | 119,097 | 49,588 | 8,711,805 |
| F1 | 0 | 0 | 0 | 0 | 0 | 0 | 0 | 0 | 0 | 0 | 0 | 0 | 0 | 0 | 0 | 0 | 0 |
| F2 | 322,011 | 471,652 | 104,690 | 48,648 | 345 | 102 | 947,448 | 184 | 274 | 458 | 1,604,979 | 22,746 | 19,466 | 15,149 | 34,615 | 18,437 | 2,628,683 |
| F3 | 104,941 | 72,454 | 22,921 | 16,771 | 346 | 108 | 217,541 | 974 | 2,684 | 3,658 | 368,515 | 5,318 | 2,674 | 2,227 | 4,901 | 3,684 | 603,617 |
| G | 43,142 | 64,448 | 9,685 | 5,426 | 360 | 107 | 123,168 | 1,134 | 10 | 1,144 | 208,647 | 2,490 | 2,580 | 2,342 | 4,922 | 2,736 | 343,107 |
| H | 45,778 | 35,498 | 14,791 | 6,244 | 128 | 25 | 102,464 | 184 | 641 | 825 | 173,573 | 3,856 | 1,585 | 2,457 | 4,042 | 667 | 285,427 |
| I | 15,259 | 15,998 | 7,044 | 3,029 | 61 | 11 | 41,402 | 63 | 121 | 184 | 70,136 | 1,528 | 592 | 622 | 1,214 | 455 | 114,919 |
| 合計 | 2,577,006 | 2,571,887 | 899,337 | 424,571 | 8,292 | 2,635 | 6,483,728 | 35,655 | 40,832 | 76,487 | 10,983,441 | 185,641 | 102,381 | 111,412 | 213,793 | 112,570 | 18,055,660 |

●事業を実施した場合
様式-3

| 氾濫 ブロック | 水系名:利根川 河川名:利根川 国勢調査年:H17 事業所統計調査年:H13 流量規模:1/50 | | | | | | | | | | | | | | | | |
|------------|--|-----------|---------|---------|-------|--------|-----------|--------|--------|--------------------|----------------|----------------|-----------------------------------|---------------------------|--------------|---------|------------|
| | 事業所資産 | | | | | 農作物被害額 | | | | | | | | | | | |
| | 家屋 | 家庭用品 | 在庫 | | 償却 | 小計 | 水稻 | 畑作物 | 小計 | 公共土木 施設等 被害額 | 営業 停止 損失 | | | | | | |
| | | | 事業所資産 | 農漁家資産 | | | | | | | | 清掃 労働 対価 | 家庭における 応急対策費用 代替 活動 等 | 事業所 における 応急対策 費用 | その他の 間接被害 | | |
| 償却 | 在庫 | 償却 | 在庫 | 小計 | 小計 | 小計 | 小計 | 小計 | 小計 | 小計 | | | | | | | |
| A | 254,863 | 158,983 | 62,780 | 40,304 | 1,706 | 518 | 519,154 | 4,618 | 8,386 | 13,004 | 879,448 | 14,592 | 5,895 | 4,602 | 10,497 | 9,309 | 1,446,004 |
| B | 434,131 | 272,825 | 113,529 | 71,401 | 1,624 | 491 | 894,001 | 2,508 | 18,675 | 21,183 | 1,514,435 | 27,327 | 10,226 | 7,651 | 17,877 | 19,671 | 2,494,494 |
| C | 77,370 | 108,880 | 29,184 | 13,583 | 315 | 97 | 229,429 | 1,275 | 13 | 1,288 | 388,653 | 5,410 | 4,305 | 3,719 | 8,024 | 3,680 | 636,484 |
| D-1 | 71,933 | 80,968 | 23,267 | 8,720 | 709 | 251 | 185,848 | 8,568 | 68 | 8,636 | 314,826 | 3,931 | 3,225 | 3,537 | 6,762 | 2,626 | 522,629 |
| D-2 | 3,240 | 2,765 | 1,093 | 400 | 75 | 28 | 7,601 | 49 | 6 | 55 | 12,876 | 197 | 108 | 150 | 258 | 124 | 21,111 |
| E | 987,886 | 1,043,663 | 451,762 | 183,255 | 2,207 | 772 | 2,669,545 | 15,456 | 8,452 | 23,908 | 4,522,208 | 87,621 | 44,059 | 59,819 | 103,878 | 43,857 | 7,451,017 |
| F1 | 0 | 0 | 0 | 0 | 0 | 0 | 0 | 0 | 0 | 0 | 0 | 0 | 0 | 0 | 0 | 0 | 0 |
| F2 | 305,023 | 450,033 | 99,352 | 46,530 | 338 | 100 | 901,376 | 184 | 261 | 445 | 1,526,931 | 21,537 | 18,520 | 14,609 | 33,129 | 17,476 | 2,500,894 |
| F3 | 99,323 | 68,627 | 22,342 | 16,232 | 330 | 103 | 206,957 | 968 | 2,587 | 3,555 | 350,584 | 5,157 | 2,951 | 2,152 | 4,703 | 3,545 | 574,501 |
| G | 42,525 | 63,990 | 9,554 | 5,369 | 356 | 106 | 121,900 | 1,131 | 10 | 1,141 | 206,500 | 2,446 | 2,560 | 2,326 | 4,886 | 2,713 | 339,586 |
| H | 34,214 | 22,900 | 11,218 | 4,724 | 85 | 15 | 73,156 | 160 | 554 | 714 | 123,928 | 3,283 | 1,234 | 2,030 | 3,264 | 363 | 204,708 |
| I | 11,626 | 10,740 | 5,084 | 2,021 | 41 | 7 | 29,519 | 52 | 111 | 163 | 50,006 | 1,190 | 426 | 508 | 934 | 201 | 82,013 |
| 合計 | 2,322,134 | 2,284,374 | 829,165 | 392,539 | 7,786 | 2,488 | 5,838,486 | 34,969 | 39,123 | 74,092 | 9,890,395 | 172,691 | 93,109 | 101,103 | 194,212 | 103,565 | 16,273,441 |

⑤【S33.09.16】
●事業を実施しない場合
様式-3

| 氾濫 ブロック | 水系名:利根川 | | | | 河川名:利根川 | | | | 国勢調査年:H17 | | | | 事業所統計調査年:H13 | | | | 備考 | | |
|------------|-----------|-----------|-----------|---------|---------|-------|------------|--------------------|----------------|----------------|------------------|---------|---------------------------|---------|---------|---------|----|---------|------------|
| | 事業所資産 | | 農漁家資産 | | 農作物被害額 | | 小計 | | 営業 停止 損失 | | 家庭における 応急対策費用 | | 事業所 における 応急対策 費用 | | 小計 | 合計 | | | |
| | 償却 | 在庫 | 償却 | 在庫 | 稲 | 畑作物 | 小計 | 公共土木 施設等 被害額 | 営業 停止 損失 | 清掃 労働 対価 | 代替 活動 等 | 小計 | その他の 間接被害 | | | | | | |
| A | 327,818 | 187,357 | 71,140 | 48,419 | 2,052 | 615 | 637,401 | 4,850 | 8,972 | 13,822 | 1,079,755 | 17,987 | 7,027 | 5,266 | 12,293 | 11,051 | 0 | 11,051 | 1,772,309 |
| B | 507,867 | 305,625 | 128,946 | 81,670 | 1,854 | 556 | 1,026,518 | 2,802 | 21,263 | 24,065 | 1,738,920 | 31,643 | 11,606 | 8,614 | 20,220 | 21,973 | 0 | 21,973 | 2,863,339 |
| C | 97,079 | 133,284 | 32,862 | 16,419 | 368 | 110 | 280,122 | 1,338 | 14 | 1,352 | 474,528 | 6,514 | 5,242 | 4,120 | 9,362 | 4,660 | 0 | 4,660 | 776,538 |
| D-1 | 79,307 | 90,222 | 23,813 | 9,855 | 787 | 277 | 204,261 | 9,431 | 71 | 9,502 | 346,017 | 4,303 | 3,534 | 3,815 | 7,349 | 3,033 | 0 | 3,033 | 574,465 |
| D-2 | 4,063 | 3,276 | 1,273 | 542 | 80 | 29 | 9,263 | 56 | 9 | 65 | 15,691 | 281 | 136 | 187 | 323 | 163 | 0 | 163 | 25,786 |
| E | 3,007,659 | 3,494,832 | 1,236,158 | 529,362 | 3,578 | 1,255 | 8,272,844 | 15,432 | 11,043 | 26,475 | 14,014,196 | 214,312 | 137,096 | 148,373 | 285,469 | 170,157 | 0 | 170,157 | 22,983,453 |
| F1 | 0 | 0 | 0 | 0 | 0 | 0 | 0 | 0 | 0 | 0 | 0 | 0 | 0 | 0 | 0 | 0 | 0 | 0 | 0 |
| F2 | 359,821 | 524,321 | 118,815 | 55,558 | 373 | 111 | 1,058,999 | 196 | 295 | 491 | 1,793,946 | 25,736 | 21,726 | 16,466 | 38,192 | 21,660 | 0 | 21,660 | 2,939,024 |
| F3 | 119,056 | 81,552 | 24,546 | 18,336 | 394 | 122 | 244,006 | 992 | 2,806 | 3,798 | 413,345 | 5,996 | 2,968 | 2,373 | 5,341 | 4,107 | 0 | 4,107 | 676,593 |
| G | 55,228 | 76,344 | 10,413 | 6,266 | 406 | 119 | 148,776 | 1,157 | 11 | 1,168 | 252,026 | 2,909 | 3,086 | 2,659 | 5,745 | 3,080 | 0 | 3,080 | 413,704 |
| H | 53,936 | 43,914 | 17,800 | 7,835 | 150 | 30 | 123,665 | 200 | 735 | 935 | 209,488 | 4,449 | 1,868 | 2,732 | 4,600 | 909 | 0 | 909 | 344,046 |
| I | 16,757 | 17,830 | 8,628 | 4,301 | 68 | 12 | 47,596 | 76 | 133 | 209 | 80,628 | 1,832 | 667 | 690 | 1,357 | 528 | 0 | 528 | 132,150 |
| 合計 | 4,628,591 | 4,958,557 | 1,674,394 | 778,563 | 10,110 | 3,236 | 12,053,451 | 36,530 | 45,352 | 81,882 | 20,418,540 | 315,962 | 194,956 | 195,295 | 390,251 | 241,321 | 0 | 241,321 | 33,501,407 |

●事業を実施した場合
様式-3

| 氾濫 ブロック | 水系名:利根川 | | | | 河川名:利根川 | | | | 国勢調査年:H17 | | | | 事業所統計調査年:H13 | | | | 備考 | | |
|------------|-----------|-----------|-----------|---------|---------|-------|-----------|--------------------|----------------|----------------|------------------|---------|---------------------------|---------|---------|---------|----|---------|------------|
| | 事業所資産 | | 農漁家資産 | | 農作物被害額 | | 小計 | | 営業 停止 損失 | | 家庭における 応急対策費用 | | 事業所 における 応急対策 費用 | | 小計 | 合計 | | | |
| | 償却 | 在庫 | 償却 | 在庫 | 稲 | 畑作物 | 小計 | 公共土木 施設等 被害額 | 営業 停止 損失 | 清掃 労働 対価 | 代替 活動 等 | 小計 | その他の 間接被害 | | | | | | |
| A | 306,104 | 179,045 | 68,496 | 46,191 | 1,962 | 588 | 602,366 | 4,755 | 8,680 | 13,435 | 1,020,441 | 17,099 | 6,691 | 4,990 | 11,681 | 10,542 | 0 | 10,542 | 1,675,584 |
| B | 479,909 | 296,756 | 124,661 | 78,569 | 1,779 | 536 | 982,210 | 2,625 | 20,337 | 22,962 | 1,663,865 | 30,154 | 11,185 | 8,346 | 19,531 | 21,260 | 0 | 21,260 | 2,739,982 |
| C | 92,337 | 128,088 | 30,633 | 15,735 | 355 | 107 | 267,235 | 1,328 | 14 | 1,342 | 452,696 | 6,227 | 5,058 | 4,038 | 9,096 | 4,379 | 0 | 4,379 | 740,975 |
| D-1 | 77,933 | 88,633 | 25,296 | 9,661 | 774 | 272 | 202,569 | 9,371 | 71 | 9,442 | 343,152 | 4,247 | 3,489 | 3,771 | 7,260 | 2,941 | 0 | 2,941 | 569,611 |
| D-2 | 4,055 | 3,272 | 1,272 | 541 | 79 | 29 | 9,248 | 54 | 8 | 62 | 15,667 | 280 | 135 | 186 | 321 | 163 | 0 | 163 | 25,741 |
| E | 1,412,115 | 1,654,313 | 627,119 | 254,039 | 2,738 | 957 | 3,951,281 | 16,446 | 10,080 | 26,526 | 6,693,469 | 114,345 | 64,013 | 81,690 | 145,703 | 68,656 | 0 | 68,656 | 10,999,980 |
| F1 | 0 | 0 | 0 | 0 | 0 | 0 | 0 | 0 | 0 | 0 | 0 | 0 | 0 | 0 | 0 | 0 | 0 | 0 | 0 |
| F2 | 341,831 | 499,082 | 111,264 | 51,962 | 358 | 106 | 1,004,603 | 187 | 282 | 469 | 1,701,799 | 24,427 | 20,591 | 15,862 | 36,453 | 19,943 | 0 | 19,943 | 2,787,694 |
| F3 | 112,170 | 77,488 | 23,824 | 17,767 | 373 | 116 | 231,738 | 980 | 2,724 | 3,704 | 392,564 | 5,714 | 2,829 | 2,302 | 5,131 | 3,926 | 0 | 3,926 | 642,777 |
| G | 53,015 | 74,247 | 10,289 | 5,968 | 389 | 115 | 144,023 | 1,151 | 11 | 1,162 | 243,976 | 2,763 | 2,969 | 2,602 | 5,571 | 3,001 | 0 | 3,001 | 400,496 |
| H | 44,210 | 33,657 | 14,465 | 6,092 | 121 | 23 | 98,568 | 183 | 635 | 818 | 166,974 | 3,814 | 1,534 | 2,399 | 3,933 | 614 | 0 | 614 | 274,721 |
| I | 14,309 | 14,619 | 6,720 | 2,854 | 54 | 10 | 38,566 | 61 | 120 | 181 | 65,329 | 1,457 | 549 | 599 | 1,148 | 412 | 0 | 412 | 107,093 |
| 合計 | 2,937,988 | 3,049,180 | 1,044,039 | 489,379 | 8,982 | 2,859 | 7,532,427 | 37,141 | 42,962 | 80,103 | 12,759,932 | 210,527 | 119,043 | 126,785 | 245,828 | 135,837 | 0 | 135,837 | 20,964,654 |

⑤【S33.09.16】
●事業を実施しない場合
様式-3

| 氾濫 ブロック | 水系名:利根川 河川名:利根川 | | | | | | | | | | 事業所統計調査年:H13 | | | | | | | | | | 備考 | | | | | | | | |
|------------|-----------------|-----------|-----------|-----------|--------|-------|------------|--------|--------|--------|------------------|--------------------|----------------|----------------|---------------|---------------------------|---------------------------|--------------|----------------|--|----|--------------------|--|---------------------------|--|--------------|--|----|--|
| | 一般資産被害額 | | | | | 農漁家資産 | | | | | 農業における 家庭対策費用 | | | | | 事業所 における 応急対策 費用 | | | | | | | | | | | | | |
| | 事業所資産 | | 農漁家資産 | | | 在庫 | | 償却 | | | 小計 | | 稲 | | 畑作物 | | 小計 | | 営業 停止 損失 | | | 公共土木 施設等 被害額 | | 事業所 における 応急対策 費用 | | その他の 間接被害 | | 小計 | |
| | 家屋 | 家庭用品 | 償却 | 在庫 | 在庫 | 償却 | 在庫 | 小計 | 水稲 | 畑作物 | 小計 | 公共土木 施設等 被害額 | 営業 停止 損失 | 清掃 労働 対価 | 代替 活動 等 | 小計 | 事業所 における 応急対策 費用 | その他の 間接被害 | 小計 | | | | | | | | | | |
| A | 386,951 | 208,762 | 78,479 | 54,296 | 2,331 | 686 | 731,505 | 4,983 | 9,369 | 14,352 | 1,239,188 | 20,992 | 7,925 | 5,739 | 13,664 | 12,438 | 0 | 12,438 | 2,092,119 | | | | | | | | | | |
| B | 616,265 | 355,236 | 145,127 | 94,911 | 2,189 | 647 | 1,214,375 | 3,148 | 24,867 | 28,015 | 2,057,150 | 36,532 | 13,416 | 9,787 | 23,203 | 25,738 | 0 | 25,738 | 3,385,013 | | | | | | | | | | |
| C | 139,484 | 169,207 | 44,221 | 21,852 | 432 | 126 | 375,322 | 1,412 | 15 | 1,427 | 635,798 | 9,107 | 6,737 | 4,810 | 11,547 | 6,433 | 0 | 6,433 | 1,039,634 | | | | | | | | | | |
| D-1 | 101,612 | 109,103 | 27,440 | 12,351 | 914 | 321 | 251,741 | 10,194 | 78 | 10,272 | 426,451 | 5,115 | 4,268 | 4,332 | 8,600 | 3,997 | 0 | 3,997 | 706,176 | | | | | | | | | | |
| D-2 | 9,472 | 12,810 | 2,103 | 882 | 96 | 35 | 25,398 | 81 | 15 | 96 | 43,024 | 478 | 459 | 555 | 1,014 | 314 | 0 | 314 | 70,324 | | | | | | | | | | |
| E | 4,619,636 | 5,215,804 | 1,617,080 | 747,550 | 4,388 | 1,486 | 12,205,944 | 16,363 | 12,131 | 28,494 | 20,676,871 | 307,639 | 200,085 | 194,603 | 394,688 | 257,313 | 0 | 257,313 | 33,870,949 | | | | | | | | | | |
| F1 | 155,201 | 308,961 | 134,124 | 34,049 | 88 | 33 | 632,456 | 25 | 365 | 390 | 1,071,382 | 19,743 | 12,736 | 15,029 | 27,765 | 10,063 | 0 | 10,063 | 1,761,799 | | | | | | | | | | |
| F2 | 484,353 | 653,679 | 142,892 | 72,746 | 459 | 133 | 1,354,262 | 207 | 316 | 523 | 2,294,120 | 34,042 | 27,135 | 18,679 | 45,814 | 27,248 | 0 | 27,248 | 3,756,009 | | | | | | | | | | |
| F3 | 155,421 | 104,765 | 33,936 | 26,435 | 518 | 155 | 321,230 | 1,074 | 3,239 | 4,313 | 544,165 | 8,778 | 3,834 | 2,900 | 6,734 | 5,092 | 0 | 5,092 | 890,312 | | | | | | | | | | |
| G | 86,283 | 106,431 | 14,923 | 8,699 | 467 | 137 | 216,940 | 1,205 | 14 | 1,219 | 367,496 | 4,268 | 4,382 | 3,401 | 7,783 | 4,323 | 0 | 4,323 | 602,029 | | | | | | | | | | |
| H | 67,408 | 58,686 | 22,205 | 9,692 | 200 | 44 | 158,235 | 216 | 812 | 1,028 | 268,050 | 5,053 | 2,319 | 3,152 | 5,471 | 1,342 | 0 | 1,342 | 439,179 | | | | | | | | | | |
| I | 19,631 | 21,749 | 10,964 | 6,031 | 79 | 13 | 58,467 | 84 | 144 | 228 | 99,041 | 2,374 | 814 | 786 | 1,600 | 824 | 0 | 824 | 162,534 | | | | | | | | | | |
| 合計 | 6,841,717 | 7,325,193 | 2,273,494 | 1,089,494 | 12,161 | 3,816 | 17,545,875 | 38,992 | 51,365 | 90,357 | 29,722,716 | 454,121 | 284,110 | 263,773 | 547,883 | 355,125 | 0 | 355,125 | 48,716,077 | | | | | | | | | | |

●事業を実施した場合
様式-3

| 氾濫 ブロック | 水系名:利根川 河川名:利根川 | | | | | | | | | | 事業所統計調査年:H13 | | | | | | | | | | 備考 | | | | | | | | |
|------------|-----------------|-----------|-----------|-----------|--------|-------|------------|--------|--------|--------|------------------|--------------------|----------------|----------------|---------------|---------------------------|---------------------------|--------------|----------------|--|----|--------------------|--|---------------------------|--|--------------|--|----|--|
| | 一般資産被害額 | | | | | 農漁家資産 | | | | | 農業における 家庭対策費用 | | | | | 事業所 における 応急対策 費用 | | | | | | | | | | | | | |
| | 事業所資産 | | 農漁家資産 | | | 在庫 | | 償却 | | | 小計 | | 稲 | | 畑作物 | | 小計 | | 営業 停止 損失 | | | 公共土木 施設等 被害額 | | 事業所 における 応急対策 費用 | | その他の 間接被害 | | 小計 | |
| | 家屋 | 家庭用品 | 償却 | 在庫 | 在庫 | 償却 | 在庫 | 小計 | 水稲 | 畑作物 | 小計 | 公共土木 施設等 被害額 | 営業 停止 損失 | 清掃 労働 対価 | 代替 活動 等 | 小計 | 事業所 における 応急対策 費用 | その他の 間接被害 | 小計 | | | | | | | | | | |
| A | 373,261 | 203,492 | 74,388 | 51,572 | 2,276 | 671 | 705,660 | 4,931 | 9,239 | 14,170 | 1,195,386 | 19,815 | 7,697 | 5,605 | 13,302 | 11,907 | 0 | 11,907 | 1,960,240 | | | | | | | | | | |
| B | 588,225 | 345,680 | 141,596 | 91,734 | 2,116 | 626 | 1,169,977 | 2,969 | 23,898 | 26,867 | 1,981,942 | 35,390 | 12,990 | 9,482 | 22,472 | 24,998 | 0 | 24,998 | 3,281,646 | | | | | | | | | | |
| C | 133,935 | 163,412 | 43,061 | 21,173 | 425 | 124 | 382,130 | 1,400 | 15 | 1,415 | 613,450 | 8,617 | 6,474 | 4,709 | 11,183 | 6,191 | 0 | 6,191 | 1,002,986 | | | | | | | | | | |
| D-1 | 95,420 | 105,910 | 27,409 | 12,026 | 885 | 313 | 241,963 | 10,114 | 76 | 10,190 | 409,887 | 4,993 | 4,098 | 4,224 | 8,322 | 3,893 | 0 | 3,893 | 679,248 | | | | | | | | | | |
| D-2 | 8,860 | 11,121 | 2,065 | 834 | 87 | 32 | 22,999 | 69 | 12 | 81 | 38,961 | 440 | 405 | 530 | 935 | 301 | 0 | 301 | 63,717 | | | | | | | | | | |
| E | 4,221,889 | 4,759,350 | 1,518,594 | 696,928 | 4,119 | 1,413 | 11,202,293 | 16,072 | 11,801 | 27,873 | 18,976,683 | 287,142 | 183,748 | 184,044 | 367,792 | 237,231 | 0 | 237,231 | 31,099,014 | | | | | | | | | | |
| F1 | 126,565 | 271,414 | 98,280 | 26,045 | 73 | 28 | 522,405 | 19 | 276 | 295 | 884,953 | 13,796 | 10,367 | 12,302 | 22,669 | 8,208 | 0 | 8,208 | 1,452,326 | | | | | | | | | | |
| F2 | 458,140 | 633,459 | 139,115 | 69,585 | 449 | 130 | 1,300,878 | 207 | 310 | 517 | 2,203,689 | 32,015 | 26,043 | 18,305 | 44,348 | 26,628 | 0 | 26,628 | 3,608,075 | | | | | | | | | | |
| F3 | 147,405 | 100,444 | 32,998 | 25,572 | 498 | 149 | 307,066 | 1,058 | 3,196 | 4,254 | 520,170 | 8,462 | 3,677 | 2,818 | 6,495 | 4,939 | 0 | 4,939 | 851,386 | | | | | | | | | | |
| G | 76,384 | 99,425 | 14,533 | 8,288 | 456 | 133 | 199,219 | 1,184 | 13 | 1,197 | 337,478 | 4,049 | 4,090 | 3,222 | 7,312 | 4,191 | 0 | 4,191 | 553,446 | | | | | | | | | | |
| H | 56,184 | 45,267 | 18,221 | 8,090 | 159 | 33 | 127,954 | 201 | 743 | 944 | 216,753 | 4,512 | 1,900 | 2,777 | 4,677 | 927 | 0 | 927 | 355,767 | | | | | | | | | | |
| I | 17,197 | 18,388 | 9,198 | 4,650 | 70 | 12 | 49,515 | 76 | 132 | 208 | 83,879 | 1,936 | 688 | 699 | 1,387 | 574 | 0 | 574 | 137,499 | | | | | | | | | | |
| 合計 | 6,303,465 | 6,757,362 | 2,119,458 | 1,016,497 | 11,613 | 3,664 | 16,212,059 | 38,300 | 49,711 | 88,011 | 27,463,231 | 421,167 | 262,177 | 248,717 | 510,894 | 329,988 | 0 | 329,988 | 45,025,350 | | | | | | | | | | |

⑥【S34.08.12】
●事業を実施しない場合
様式-3

| 氾濫 ブロック | 水系名:利根川 河川名:利根川 国勢調査年:H17 事業所統計調査年:H13 流量規模:1/3 | | | | | | | | | | | | | | | | |
|------------|---|------|-------|----|----|--------|-----|----|--------------------|----------------|------------------|---------------|---------------------------|--------------|----|----|----|
| | 一般資産被雪額 | | | | | 農作物被雪額 | | | | | | | | | | | |
| | 家屋 | 家庭用品 | 事業所資産 | | 小計 | 水稻 | 畑作物 | 小計 | 公共土木 施設等 被害額 | 営業 停止 損失 | 家庭における 応急対策費用 | | 事業所 における 応急対策 費用 | その他の 間接被害 | 小計 | 合計 | 備考 |
| | | | 償却 | 在庫 | | | | | | | 清掃 労働 対価 | 代替 活動 等 | | | | | |
| A | 0 | 0 | 0 | 0 | 0 | 0 | 0 | 0 | 0 | 0 | 0 | 0 | 0 | 0 | 0 | 0 | |
| B | 0 | 0 | 0 | 0 | 0 | 0 | 0 | 0 | 0 | 0 | 0 | 0 | 0 | 0 | 0 | 0 | |
| C | 0 | 0 | 0 | 0 | 0 | 0 | 0 | 0 | 0 | 0 | 0 | 0 | 0 | 0 | 0 | 0 | |
| D-1 | 0 | 0 | 0 | 0 | 0 | 0 | 0 | 0 | 0 | 0 | 0 | 0 | 0 | 0 | 0 | 0 | |
| D-2 | 0 | 0 | 0 | 0 | 0 | 0 | 0 | 0 | 0 | 0 | 0 | 0 | 0 | 0 | 0 | 0 | |
| E | 0 | 0 | 0 | 0 | 0 | 0 | 0 | 0 | 0 | 0 | 0 | 0 | 0 | 0 | 0 | 0 | |
| F1 | 0 | 0 | 0 | 0 | 0 | 0 | 0 | 0 | 0 | 0 | 0 | 0 | 0 | 0 | 0 | 0 | |
| F2 | 0 | 0 | 0 | 0 | 0 | 0 | 0 | 0 | 0 | 0 | 0 | 0 | 0 | 0 | 0 | 0 | |
| F3 | 0 | 0 | 0 | 0 | 0 | 0 | 0 | 0 | 0 | 0 | 0 | 0 | 0 | 0 | 0 | 0 | |
| G | 0 | 0 | 0 | 0 | 0 | 0 | 0 | 0 | 0 | 0 | 0 | 0 | 0 | 0 | 0 | 0 | |
| H | 0 | 0 | 0 | 0 | 0 | 0 | 0 | 0 | 0 | 0 | 0 | 0 | 0 | 0 | 0 | 0 | |
| I | 0 | 0 | 0 | 0 | 0 | 0 | 0 | 0 | 0 | 0 | 0 | 0 | 0 | 0 | 0 | 0 | |
| 合計 | 0 | 0 | 0 | 0 | 0 | 0 | 0 | 0 | 0 | 0 | 0 | 0 | 0 | 0 | 0 | 0 | |

●事業を実施した場合
様式-3

| 氾濫 ブロック | 水系名:利根川 河川名:利根川 国勢調査年:H17 事業所統計調査年:H13 流量規模:1/3 | | | | | | | | | | | | | | | | |
|------------|---|------|-------|----|----|--------|-----|----|--------------------|----------------|------------------|---------------|---------------------------|--------------|----|----|----|
| | 一般資産被雪額 | | | | | 農作物被雪額 | | | | | | | | | | | |
| | 家屋 | 家庭用品 | 事業所資産 | | 小計 | 水稻 | 畑作物 | 小計 | 公共土木 施設等 被害額 | 営業 停止 損失 | 家庭における 応急対策費用 | | 事業所 における 応急対策 費用 | その他の 間接被害 | 小計 | 合計 | 備考 |
| | | | 償却 | 在庫 | | | | | | | 清掃 労働 対価 | 代替 活動 等 | | | | | |
| A | 0 | 0 | 0 | 0 | 0 | 0 | 0 | 0 | 0 | 0 | 0 | 0 | 0 | 0 | 0 | 0 | |
| B | 0 | 0 | 0 | 0 | 0 | 0 | 0 | 0 | 0 | 0 | 0 | 0 | 0 | 0 | 0 | 0 | |
| C | 0 | 0 | 0 | 0 | 0 | 0 | 0 | 0 | 0 | 0 | 0 | 0 | 0 | 0 | 0 | 0 | |
| D-1 | 0 | 0 | 0 | 0 | 0 | 0 | 0 | 0 | 0 | 0 | 0 | 0 | 0 | 0 | 0 | 0 | |
| D-2 | 0 | 0 | 0 | 0 | 0 | 0 | 0 | 0 | 0 | 0 | 0 | 0 | 0 | 0 | 0 | 0 | |
| E | 0 | 0 | 0 | 0 | 0 | 0 | 0 | 0 | 0 | 0 | 0 | 0 | 0 | 0 | 0 | 0 | |
| F1 | 0 | 0 | 0 | 0 | 0 | 0 | 0 | 0 | 0 | 0 | 0 | 0 | 0 | 0 | 0 | 0 | |
| F2 | 0 | 0 | 0 | 0 | 0 | 0 | 0 | 0 | 0 | 0 | 0 | 0 | 0 | 0 | 0 | 0 | |
| F3 | 0 | 0 | 0 | 0 | 0 | 0 | 0 | 0 | 0 | 0 | 0 | 0 | 0 | 0 | 0 | 0 | |
| G | 0 | 0 | 0 | 0 | 0 | 0 | 0 | 0 | 0 | 0 | 0 | 0 | 0 | 0 | 0 | 0 | |
| H | 0 | 0 | 0 | 0 | 0 | 0 | 0 | 0 | 0 | 0 | 0 | 0 | 0 | 0 | 0 | 0 | |
| I | 0 | 0 | 0 | 0 | 0 | 0 | 0 | 0 | 0 | 0 | 0 | 0 | 0 | 0 | 0 | 0 | |
| 合計 | 0 | 0 | 0 | 0 | 0 | 0 | 0 | 0 | 0 | 0 | 0 | 0 | 0 | 0 | 0 | 0 | |

⑥【S34.08.12】
●事業を実施しない場合
様式-3

| 氾濫 ブロック | 水系名:利根川 河川名:利根川 国勢調査年:H17 事業所統計調査年:H13 流量規模:1/5 | | | | | | | | | | | | | | | | |
|------------|---|------|-------|----|----|--------|-----|----|--------------------|----------------|------------------|---------------|---------------------------|--------------|----|----|----|
| | 一般資産被害額 | | | | | 農作物被害額 | | | | | | | | | | | |
| | 家屋 | 家庭用品 | 事業所資産 | | 小計 | 水稻 | 畑作物 | 小計 | 公共土木 施設等 被害額 | 営業 停止 損失 | 家庭における 応急対策費用 | | 事業所 における 応急対策 費用 | その他の 間接被害 | 小計 | 合計 | 備考 |
| | | | 償却 | 在庫 | | | | | | | 清掃 労働 対価 | 代替 活動 等 | | | | | |
| A | 0 | 0 | 0 | 0 | 0 | 0 | 0 | 0 | 0 | 0 | 0 | 0 | 0 | 0 | 0 | 0 | |
| B | 0 | 0 | 0 | 0 | 0 | 0 | 0 | 0 | 0 | 0 | 0 | 0 | 0 | 0 | 0 | 0 | |
| C | 0 | 0 | 0 | 0 | 0 | 0 | 0 | 0 | 0 | 0 | 0 | 0 | 0 | 0 | 0 | 0 | |
| D-1 | 0 | 0 | 0 | 0 | 0 | 0 | 0 | 0 | 0 | 0 | 0 | 0 | 0 | 0 | 0 | 0 | |
| D-2 | 0 | 0 | 0 | 0 | 0 | 0 | 0 | 0 | 0 | 0 | 0 | 0 | 0 | 0 | 0 | 0 | |
| E | 0 | 0 | 0 | 0 | 0 | 0 | 0 | 0 | 0 | 0 | 0 | 0 | 0 | 0 | 0 | 0 | |
| F1 | 0 | 0 | 0 | 0 | 0 | 0 | 0 | 0 | 0 | 0 | 0 | 0 | 0 | 0 | 0 | 0 | |
| F2 | 0 | 0 | 0 | 0 | 0 | 0 | 0 | 0 | 0 | 0 | 0 | 0 | 0 | 0 | 0 | 0 | |
| F3 | 0 | 0 | 0 | 0 | 0 | 0 | 0 | 0 | 0 | 0 | 0 | 0 | 0 | 0 | 0 | 0 | |
| G | 0 | 0 | 0 | 0 | 0 | 0 | 0 | 0 | 0 | 0 | 0 | 0 | 0 | 0 | 0 | 0 | |
| H | 0 | 0 | 0 | 0 | 0 | 0 | 0 | 0 | 0 | 0 | 0 | 0 | 0 | 0 | 0 | 0 | |
| I | 0 | 0 | 0 | 0 | 0 | 0 | 0 | 0 | 0 | 0 | 0 | 0 | 0 | 0 | 0 | 0 | |
| 合計 | 0 | 0 | 0 | 0 | 0 | 0 | 0 | 0 | 0 | 0 | 0 | 0 | 0 | 0 | 0 | 0 | |

●事業を実施した場合
様式-3

| 氾濫 ブロック | 水系名:利根川 河川名:利根川 国勢調査年:H17 事業所統計調査年:H13 流量規模:1/5 | | | | | | | | | | | | | | | | |
|------------|---|------|-------|----|----|--------|-----|----|--------------------|----------------|------------------|---------------|---------------------------|--------------|----|----|----|
| | 一般資産被害額 | | | | | 農作物被害額 | | | | | | | | | | | |
| | 家屋 | 家庭用品 | 事業所資産 | | 小計 | 水稻 | 畑作物 | 小計 | 公共土木 施設等 被害額 | 営業 停止 損失 | 家庭における 応急対策費用 | | 事業所 における 応急対策 費用 | その他の 間接被害 | 小計 | 合計 | 備考 |
| | | | 償却 | 在庫 | | | | | | | 清掃 労働 対価 | 代替 活動 等 | | | | | |
| A | 0 | 0 | 0 | 0 | 0 | 0 | 0 | 0 | 0 | 0 | 0 | 0 | 0 | 0 | 0 | 0 | |
| B | 0 | 0 | 0 | 0 | 0 | 0 | 0 | 0 | 0 | 0 | 0 | 0 | 0 | 0 | 0 | 0 | |
| C | 0 | 0 | 0 | 0 | 0 | 0 | 0 | 0 | 0 | 0 | 0 | 0 | 0 | 0 | 0 | 0 | |
| D-1 | 0 | 0 | 0 | 0 | 0 | 0 | 0 | 0 | 0 | 0 | 0 | 0 | 0 | 0 | 0 | 0 | |
| D-2 | 0 | 0 | 0 | 0 | 0 | 0 | 0 | 0 | 0 | 0 | 0 | 0 | 0 | 0 | 0 | 0 | |
| E | 0 | 0 | 0 | 0 | 0 | 0 | 0 | 0 | 0 | 0 | 0 | 0 | 0 | 0 | 0 | 0 | |
| F1 | 0 | 0 | 0 | 0 | 0 | 0 | 0 | 0 | 0 | 0 | 0 | 0 | 0 | 0 | 0 | 0 | |
| F2 | 0 | 0 | 0 | 0 | 0 | 0 | 0 | 0 | 0 | 0 | 0 | 0 | 0 | 0 | 0 | 0 | |
| F3 | 0 | 0 | 0 | 0 | 0 | 0 | 0 | 0 | 0 | 0 | 0 | 0 | 0 | 0 | 0 | 0 | |
| G | 0 | 0 | 0 | 0 | 0 | 0 | 0 | 0 | 0 | 0 | 0 | 0 | 0 | 0 | 0 | 0 | |
| H | 0 | 0 | 0 | 0 | 0 | 0 | 0 | 0 | 0 | 0 | 0 | 0 | 0 | 0 | 0 | 0 | |
| I | 0 | 0 | 0 | 0 | 0 | 0 | 0 | 0 | 0 | 0 | 0 | 0 | 0 | 0 | 0 | 0 | |
| 合計 | 0 | 0 | 0 | 0 | 0 | 0 | 0 | 0 | 0 | 0 | 0 | 0 | 0 | 0 | 0 | 0 | |

⑥【S34.08.12】
●事業を実施しない場合
様式-3

| 氾濫 ブロック | 水系名:利根川 河川名:利根川 国勢調査年:H17 事業所統計調査年:H13 流量規模:1/10 | | | | | | | | | | | | | | | | | | |
|------------|--|--------|--------|--------|-----|--------|---------|-------|--------------------|----------------|------------------|---------------|---------------------------|--------------|-------|-------|---|-------|---------|
| | 一般資産被雪額 | | | | | 農作物被雪額 | | | | | | | | | | | | | |
| | 家屋 | 家庭用品 | 事業所資産 | | 小計 | 水稻 | 畑作物 | 小計 | 公共土木 施設等 被害額 | 営業 停止 損失 | 家庭における 応急対策費用 | | | | | | | | |
| | | | 償却 | 在庫 | | | | | | | 清掃 労働 対価 | 代替 活動 等 | 事業所 における 応急対策 費用 | その他の 間接被害 | | | | | |
| A | 0 | 0 | 0 | 0 | 0 | 0 | 0 | 0 | 0 | 0 | 0 | 0 | | | | | | | |
| B | 0 | 0 | 0 | 0 | 0 | 0 | 0 | 0 | 0 | 0 | 0 | 0 | | | | | | | |
| C | 0 | 0 | 0 | 0 | 0 | 0 | 0 | 0 | 0 | 0 | 0 | 0 | | | | | | | |
| D-1 | 35,516 | 41,771 | 11,765 | 3,909 | 471 | 166 | 93,598 | 6,506 | 53 | 6,559 | 158,553 | 2,070 | 1,634 | 2,157 | 3,791 | 1,004 | 0 | 1,004 | 265,575 |
| D-2 | 396 | 245 | 173 | 73 | 8 | 3 | 898 | 22 | 2 | 24 | 1,521 | 50 | 14 | 25 | 39 | 13 | 0 | 13 | 2,545 |
| E | 0 | 0 | 0 | 0 | 0 | 0 | 0 | 0 | 0 | 0 | 0 | 0 | 0 | 0 | 0 | 0 | 0 | 0 | 0 |
| F1 | 0 | 0 | 0 | 0 | 0 | 0 | 0 | 0 | 0 | 0 | 0 | 0 | 0 | 0 | 0 | 0 | 0 | 0 | 0 |
| F2 | 0 | 0 | 0 | 0 | 0 | 0 | 0 | 0 | 0 | 0 | 0 | 0 | 0 | 0 | 0 | 0 | 0 | 0 | 0 |
| F3 | 39,744 | 26,125 | 10,538 | 6,928 | 131 | 44 | 83,510 | 485 | 1,057 | 1,542 | 141,468 | 2,336 | 959 | 1,078 | 2,037 | 1,363 | 0 | 1,363 | 232,256 |
| G | 20,806 | 30,030 | 3,598 | 2,390 | 184 | 64 | 57,072 | 1,018 | 6 | 1,024 | 96,679 | 989 | 1,170 | 1,173 | 2,343 | 1,121 | 0 | 1,121 | 159,228 |
| H | 727 | 210 | 232 | 73 | 0 | 0 | 1,242 | 8 | 43 | 51 | 2,104 | 80 | 30 | 55 | 85 | 3 | 0 | 3 | 3,565 |
| I | 0 | 0 | 0 | 0 | 0 | 0 | 0 | 0 | 0 | 0 | 0 | 0 | 0 | 0 | 0 | 0 | 0 | 0 | 0 |
| 合計 | 97,189 | 98,381 | 26,306 | 13,373 | 794 | 277 | 236,320 | 8,039 | 1,161 | 9,200 | 400,325 | 5,525 | 3,807 | 4,488 | 8,295 | 3,504 | 0 | 3,504 | 663,169 |

●事業を実施した場合
様式-3

| 氾濫 ブロック | 水系名:利根川 河川名:利根川 国勢調査年:H17 事業所統計調査年:H13 流量規模:1/10 | | | | | | | | | | | | | | | | | | |
|------------|--|--------|-------|-------|-----|--------|--------|-----|--------------------|----------------|------------------|---------------|---------------------------|--------------|-------|-------|---|-------|---------|
| | 一般資産被雪額 | | | | | 農作物被雪額 | | | | | | | | | | | | | |
| | 家屋 | 家庭用品 | 事業所資産 | | 小計 | 水稻 | 畑作物 | 小計 | 公共土木 施設等 被害額 | 営業 停止 損失 | 家庭における 応急対策費用 | | | | | | | | |
| | | | 償却 | 在庫 | | | | | | | 清掃 労働 対価 | 代替 活動 等 | 事業所 における 応急対策 費用 | その他の 間接被害 | | | | | |
| A | 0 | 0 | 0 | 0 | 0 | 0 | 0 | 0 | 0 | 0 | 0 | 0 | 0 | 0 | 0 | 0 | 0 | 0 | 0 |
| B | 0 | 0 | 0 | 0 | 0 | 0 | 0 | 0 | 0 | 0 | 0 | 0 | 0 | 0 | 0 | 0 | 0 | 0 | 0 |
| C | 0 | 0 | 0 | 0 | 0 | 0 | 0 | 0 | 0 | 0 | 0 | 0 | 0 | 0 | 0 | 0 | 0 | 0 | 0 |
| D-1 | 0 | 0 | 0 | 0 | 0 | 0 | 0 | 0 | 0 | 0 | 0 | 0 | 0 | 0 | 0 | 0 | 0 | 0 | 0 |
| D-2 | 178 | 149 | 84 | 29 | 8 | 3 | 451 | 22 | 1 | 23 | 765 | 23 | 6 | 10 | 16 | 2 | 0 | 2 | 1,280 |
| E | 0 | 0 | 0 | 0 | 0 | 0 | 0 | 0 | 0 | 0 | 0 | 0 | 0 | 0 | 0 | 0 | 0 | 0 | 0 |
| F1 | 0 | 0 | 0 | 0 | 0 | 0 | 0 | 0 | 0 | 0 | 0 | 0 | 0 | 0 | 0 | 0 | 0 | 0 | 0 |
| F2 | 0 | 0 | 0 | 0 | 0 | 0 | 0 | 0 | 0 | 0 | 0 | 0 | 0 | 0 | 0 | 0 | 0 | 0 | 0 |
| F3 | 33,862 | 21,592 | 8,930 | 5,597 | 110 | 37 | 70,128 | 472 | 980 | 1,452 | 118,799 | 2,009 | 807 | 963 | 1,770 | 1,084 | 0 | 1,084 | 195,242 |
| G | 3 | 3 | 1 | 0 | 1 | 0 | 8 | 3 | 0 | 3 | 14 | 0 | 0 | 0 | 0 | 0 | 0 | 0 | 25 |
| H | 0 | 0 | 0 | 0 | 0 | 0 | 0 | 0 | 0 | 0 | 0 | 0 | 0 | 0 | 0 | 0 | 0 | 0 | 0 |
| I | 0 | 0 | 0 | 0 | 0 | 0 | 0 | 0 | 0 | 0 | 0 | 0 | 0 | 0 | 0 | 0 | 0 | 0 | 0 |
| 合計 | 34,043 | 21,744 | 9,015 | 5,626 | 119 | 40 | 70,587 | 497 | 981 | 1,478 | 119,578 | 2,032 | 813 | 973 | 1,786 | 1,086 | 0 | 1,086 | 196,547 |

⑥【S34.08.12】
●事業を実施しない場合
様式-3

| 氾濫 ブロック | 水系名:利根川 河川名:利根川 国勢調査年:H17 事業所統計調査年:H13 流量規模:1/30 | | | | | | | | | | | | | | | | | |
|------------|--|-----------|---------|---------|-------|--------|-----------|--------|--------------------|----------------|------------------|---------------|--------|---------|--------|--------|------------|---------|
| | 一般資産被害額 | | | | | 農作物被害額 | | | | | | | | | | | | |
| | 家屋 | 家庭用品 | 事業所資産 | | 小計 | 水稻 | 畑作物 | 小計 | 公共土木 施設等 被害額 | 営業 停止 損失 | 家庭における 応急対策費用 | | | | | | | |
| | | | 償却 | 在庫 | | | | | | | 清掃 労働 対価 | 代替 活動 等 | | | | | | |
| A | 236,171 | 152,883 | 61,506 | 38,868 | 1,947 | 501 | 491,576 | 4,548 | 8,248 | 14,062 | 5,652 | 4,483 | 10,135 | 8,984 | 0 | 8,984 | 1,370,283 | |
| B | 355,150 | 230,898 | 97,138 | 59,778 | 1,421 | 429 | 744,814 | 2,362 | 16,017 | 23,313 | 8,591 | 6,519 | 15,110 | 17,008 | 0 | 17,008 | 2,080,339 | |
| C | 0 | 0 | 0 | 0 | 0 | 0 | 0 | 0 | 0 | 0 | 0 | 0 | 0 | 0 | 0 | 0 | 0 | |
| D-1 | 79,365 | 85,625 | 26,389 | 10,245 | 790 | 285 | 202,699 | 9,714 | 70 | 9,784 | 3,408 | 3,736 | 7,144 | 3,178 | 0 | 3,178 | 570,458 | |
| D-2 | 1,770 | 1,350 | 581 | 203 | 54 | 19 | 3,977 | 42 | 4 | 46 | 6,734 | 88 | 147 | 57 | 0 | 57 | 11,079 | |
| E | 852,527 | 901,482 | 394,813 | 158,423 | 2,003 | 699 | 2,309,947 | 14,907 | 7,761 | 22,668 | 39,130,53 | 49,878 | 86,563 | 37,574 | 0 | 37,574 | 6,445,722 | |
| F1 | 0 | 0 | 0 | 0 | 0 | 0 | 0 | 0 | 0 | 0 | 0 | 0 | 0 | 0 | 0 | 0 | 0 | |
| F2 | 263,356 | 398,304 | 92,382 | 41,617 | 304 | 92 | 796,055 | 177 | 253 | 430 | 1,348,517 | 18,845 | 29,581 | 15,710 | 0 | 15,710 | 2,209,138 | |
| F3 | 91,805 | 62,237 | 21,359 | 15,236 | 301 | 95 | 191,033 | 957 | 2,440 | 3,397 | 323,610 | 4,826 | 4,385 | 3,246 | 0 | 3,246 | 530,497 | |
| G | 71,651 | 94,626 | 13,680 | 7,808 | 443 | 130 | 188,338 | 1,176 | 12 | 1,188 | 319,041 | 3,768 | 3,089 | 6,982 | 3,959 | 0 | 3,959 | 523,276 |
| H | 39,745 | 29,674 | 12,933 | 5,390 | 106 | 20 | 87,868 | 172 | 602 | 774 | 148,847 | 3,552 | 2,262 | 3,682 | 540 | 0 | 540 | 245,263 |
| I | 13,281 | 12,680 | 5,585 | 2,213 | 50 | 9 | 33,818 | 55 | 115 | 170 | 57,285 | 1,262 | 488 | 1,036 | 290 | 0 | 290 | 93,861 |
| 合計 | 2,004,821 | 1,969,759 | 726,366 | 339,781 | 7,119 | 2,279 | 5,050,125 | 34,110 | 35,522 | 69,632 | 8,554,904 | 149,944 | 85,993 | 164,765 | 90,546 | 90,546 | 14,079,916 | |

●事業を実施した場合
様式-3

| 氾濫 ブロック | 水系名:利根川 河川名:利根川 国勢調査年:H17 事業所統計調査年:H13 流量規模:1/30 | | | | | | | | | | | | | | | | | |
|------------|--|-----------|---------|---------|-------|--------|-----------|--------|--------------------|----------------|------------------|---------------|--------|---------|--------|---|--------|-----------|
| | 一般資産被害額 | | | | | 農作物被害額 | | | | | | | | | | | | |
| | 家屋 | 家庭用品 | 事業所資産 | | 小計 | 水稻 | 畑作物 | 小計 | 公共土木 施設等 被害額 | 営業 停止 損失 | 家庭における 応急対策費用 | | | | | | | |
| | | | 償却 | 在庫 | | | | | | | 清掃 労働 対価 | 代替 活動 等 | | | | | | |
| A | 204,605 | 137,101 | 57,298 | 35,471 | 1,470 | 452 | 436,397 | 4,416 | 7,904 | 12,320 | 739,259 | 12,786 | 4,199 | 9,288 | 8,161 | 0 | 8,161 | 1,218,191 |
| B | 322,400 | 216,639 | 90,671 | 55,017 | 1,313 | 396 | 686,436 | 2,339 | 15,163 | 17,502 | 1,162,822 | 21,429 | 6,192 | 14,265 | 15,609 | 0 | 15,609 | 1,918,063 |
| C | 0 | 0 | 0 | 0 | 0 | 0 | 0 | 0 | 0 | 0 | 0 | 0 | 0 | 0 | 0 | 0 | 0 | 0 |
| D-1 | 76,747 | 83,418 | 25,280 | 9,970 | 769 | 278 | 196,462 | 9,659 | 70 | 9,729 | 332,805 | 4,180 | 3,675 | 6,988 | 3,082 | 0 | 3,082 | 553,246 |
| D-2 | 1,611 | 1,239 | 567 | 197 | 52 | 18 | 3,684 | 40 | 4 | 44 | 6,241 | 114 | 85 | 140 | 48 | 0 | 48 | 10,271 |
| E | 681,515 | 708,310 | 320,852 | 129,039 | 1,723 | 604 | 1,842,043 | 13,892 | 6,986 | 20,878 | 3,120,419 | 62,443 | 40,101 | 69,128 | 28,714 | 0 | 28,714 | 5,143,625 |
| F1 | 0 | 0 | 0 | 0 | 0 | 0 | 0 | 0 | 0 | 0 | 0 | 0 | 0 | 0 | 0 | 0 | 0 | 0 |
| F2 | 0 | 0 | 0 | 0 | 0 | 0 | 0 | 0 | 0 | 0 | 0 | 0 | 0 | 0 | 0 | 0 | 0 | 0 |
| F3 | 83,677 | 57,612 | 20,603 | 14,465 | 269 | 86 | 176,712 | 934 | 2,297 | 3,231 | 299,350 | 4,541 | 1,916 | 4,080 | 3,084 | 0 | 3,084 | 490,998 |
| G | 67,041 | 90,174 | 12,516 | 7,462 | 438 | 128 | 177,759 | 1,173 | 12 | 1,185 | 301,124 | 3,574 | 3,031 | 6,735 | 3,719 | 0 | 3,719 | 494,096 |
| H | 16,126 | 6,763 | 5,246 | 2,388 | 12 | 1 | 30,536 | 117 | 369 | 486 | 51,728 | 2,031 | 1,206 | 1,875 | 73 | 0 | 73 | 86,729 |
| I | 4,495 | 3,059 | 2,549 | 1,033 | 4 | 0 | 11,140 | 39 | 70 | 109 | 18,873 | 738 | 268 | 450 | 85 | 0 | 85 | 31,395 |
| 合計 | 1,458,217 | 1,304,315 | 535,582 | 255,042 | 6,050 | 1,963 | 3,561,169 | 32,609 | 32,875 | 65,484 | 6,032,621 | 111,836 | 60,673 | 112,929 | 62,575 | 0 | 62,575 | 9,946,614 |

⑥【S34.08.12】

●事業を実施しない場合

様式-3

| 氾濫 ブロック | 水系名:利根川 河川名:利根川 | | | | | | | | | | 事業所統計調査年:H13 | | | | 合計 | 備考 | | | | |
|------------|-----------------|-----------|-----------|---------|-------|-------|-----------|--------|--------|--------|------------------|---------|---------------------------|--------------|---------|---------|--------------------|----------------|----------------|---------------|
| | 一般資産被害額 | | | | | 農漁家資産 | | | | | 家庭における 緊急対策費用 | | 事業所 における 応急対策 費用 | その他の 間接被害 | | | | | | |
| | 家屋 | 家庭用品 | 事業所資産 | | 農漁家資産 | 在庫 | 償却 | 在庫 | 小計 | 水稻 | 畑作物 | 小計 | | | | | 公共土木 施設等 被害額 | 営業 停止 損失 | 清掃 労働 対価 | 代替 活動 等 |
| | | | 償却 | 在庫 | | | | | | | | | | | | | | | | |
| A | 295,285 | 175,005 | 67,624 | 45,398 | 1,920 | 575 | 595,807 | 4,708 | 8,590 | 13,298 | 992,357 | 16,711 | 4,907 | 11,428 | 10,361 | 0 | 10,361 | 1,629,982 | | |
| B | 436,838 | 272,499 | 115,079 | 71,896 | 1,675 | 506 | 898,493 | 2,535 | 19,354 | 21,889 | 1,522,049 | 27,441 | 7,717 | 17,946 | 20,027 | 0 | 20,027 | 2,507,845 | | |
| C | 127,624 | 157,734 | 41,769 | 20,351 | 412 | 121 | 348,011 | 1,389 | 15 | 1,404 | 589,530 | 8,236 | 4,569 | 10,819 | 5,918 | 0 | 5,918 | 963,918 | | |
| D-1 | 92,049 | 98,443 | 28,646 | 11,985 | 866 | 311 | 232,300 | 9,971 | 73 | 10,044 | 393,515 | 4,829 | 4,110 | 8,030 | 3,787 | 0 | 3,787 | 652,505 | | |
| D-2 | 2,666 | 2,255 | 951 | 328 | 69 | 26 | 6,295 | 47 | 6 | 53 | 10,663 | 168 | 131 | 226 | 101 | 0 | 101 | 17,506 | | |
| E | 1,289,296 | 1,502,759 | 572,445 | 231,225 | 2,562 | 894 | 3,599,181 | 16,113 | 9,632 | 25,745 | 6,097,012 | 105,375 | 76,153 | 134,407 | 60,736 | 0 | 60,736 | 10,022,456 | 148.5km | |
| F1 | 0 | 0 | 0 | 0 | 0 | 0 | 0 | 0 | 0 | 0 | 0 | 0 | 0 | 0 | 0 | 0 | 0 | 0 | 0 | |
| F2 | 345,000 | 503,688 | 112,121 | 52,398 | 360 | 107 | 1,013,674 | 189 | 282 | 471 | 1,717,166 | 24,651 | 15,993 | 36,799 | 20,190 | 0 | 20,190 | 2,812,951 | | |
| F3 | 122,266 | 83,666 | 24,761 | 18,603 | 414 | 127 | 249,837 | 1,004 | 2,880 | 3,884 | 423,224 | 6,094 | 3,036 | 2,409 | 5,445 | 4,212 | 0 | 4,212 | 692,696 | |
| G | 89,895 | 113,830 | 15,196 | 9,029 | 485 | 142 | 228,577 | 1,226 | 15 | 1,241 | 387,210 | 4,449 | 4,615 | 3,520 | 8,135 | 4,466 | 0 | 4,466 | 634,078 | |
| H | 46,934 | 36,457 | 14,979 | 6,355 | 132 | 26 | 104,883 | 186 | 651 | 837 | 177,672 | 3,887 | 1,618 | 2,483 | 4,101 | 700 | 0 | 700 | 292,080 | |
| I | 15,644 | 16,895 | 7,846 | 3,684 | 64 | 11 | 44,144 | 66 | 123 | 189 | 74,781 | 1,671 | 623 | 647 | 1,270 | 484 | 0 | 484 | 122,539 | |
| 合計 | 2,863,497 | 2,963,231 | 1,001,417 | 471,252 | 8,959 | 2,846 | 7,311,202 | 37,434 | 41,621 | 79,055 | 12,385,179 | 203,512 | 115,967 | 122,639 | 238,606 | 130,982 | 0 | 130,982 | 20,348,536 | (単位:百万円) |

●事業を実施した場合

様式-3

| 氾濫 ブロック | 水系名:利根川 河川名:利根川 | | | | | | | | | | 事業所統計調査年:H13 | | | | 合計 | 備考 | | | |
|------------|-----------------|-----------|---------|---------|-------|-------|-----------|--------|--------|--------|------------------|---------|---------------------------|--------------|---------|----|--------------------|----------------|----------------|
| | 一般資産被害額 | | | | | 農漁家資産 | | | | | 家庭における 緊急対策費用 | | 事業所 における 応急対策 費用 | その他の 間接被害 | | | | | |
| | 家屋 | 家庭用品 | 事業所資産 | | 農漁家資産 | 在庫 | 償却 | 在庫 | 小計 | 水稻 | 畑作物 | 小計 | | | | | 公共土木 施設等 被害額 | 営業 停止 損失 | 清掃 労働 対価 |
| | | | 償却 | 在庫 | | | | | | | | | | | | | | | |
| A | 262,147 | 162,442 | 63,510 | 41,289 | 1,753 | 528 | 531,669 | 4,625 | 8,419 | 13,044 | 900,649 | 14,895 | 4,659 | 10,698 | 9,454 | 0 | 9,454 | 1,480,409 | |
| B | 399,932 | 253,708 | 108,818 | 67,408 | 1,554 | 472 | 831,892 | 2,473 | 18,007 | 20,480 | 1,409,225 | 25,652 | 7,271 | 16,797 | 18,699 | 0 | 18,699 | 2,322,745 | |
| C | 0 | 0 | 0 | 0 | 0 | 0 | 0 | 0 | 0 | 0 | 0 | 0 | 0 | 0 | 0 | 0 | 0 | 0 | 0 |
| D-1 | 90,824 | 95,971 | 28,094 | 11,748 | 859 | 309 | 227,805 | 9,959 | 72 | 10,031 | 385,900 | 4,751 | 4,070 | 7,901 | 3,696 | 0 | 3,696 | 640,084 | |
| D-2 | 2,080 | 1,908 | 724 | 281 | 68 | 25 | 5,086 | 45 | 5 | 50 | 8,616 | 141 | 102 | 178 | 84 | 0 | 84 | 14,155 | |
| E | 1,079,049 | 1,165,306 | 478,305 | 193,872 | 2,274 | 796 | 2,919,602 | 15,570 | 8,604 | 24,174 | 4,945,806 | 91,638 | 64,253 | 111,766 | 46,740 | 0 | 46,740 | 8,139,726 | 148.5km |
| F1 | 0 | 0 | 0 | 0 | 0 | 0 | 0 | 0 | 0 | 0 | 0 | 0 | 0 | 0 | 0 | 0 | 0 | 0 | 0 |
| F2 | 315,124 | 462,390 | 101,297 | 47,593 | 341 | 101 | 926,846 | 184 | 264 | 448 | 1,570,078 | 22,122 | 14,892 | 33,908 | 17,981 | 0 | 17,981 | 2,571,383 | |
| F3 | 109,511 | 74,764 | 23,342 | 17,278 | 367 | 115 | 225,377 | 990 | 2,739 | 3,729 | 381,789 | 5,530 | 2,755 | 5,029 | 3,796 | 0 | 3,796 | 625,250 | |
| G | 87,881 | 110,995 | 14,202 | 8,785 | 480 | 141 | 222,484 | 1,224 | 15 | 1,239 | 376,888 | 4,306 | 4,497 | 7,956 | 4,403 | 0 | 4,403 | 617,276 | |
| H | 35,152 | 24,291 | 11,495 | 4,853 | 89 | 16 | 75,896 | 160 | 552 | 712 | 128,568 | 3,312 | 1,264 | 2,053 | 399 | 0 | 399 | 212,204 | |
| I | 11,522 | 10,808 | 5,014 | 1,977 | 40 | 7 | 29,368 | 53 | 112 | 165 | 49,750 | 1,177 | 432 | 509 | 204 | 0 | 204 | 81,605 | |
| 合計 | 2,393,222 | 2,362,583 | 834,801 | 395,084 | 7,825 | 2,510 | 5,996,025 | 35,283 | 38,789 | 74,072 | 10,157,269 | 173,524 | 103,542 | 198,491 | 105,456 | 0 | 105,456 | 16,704,837 | (単位:百万円) |

⑥【S34.08.12】

●事業を実施しない場合

様式-3

| 氾濫 ブロック | 水系名:利根川 河川名:利根川 事業所統計調査年:H13 国勢調査年:H17 農作物被害額 農漁家資産 事業所資産 一般資産被害額 事業所資産 農漁家資産 農作物被害額 | | | | | | | | | | 事業所統計調査年:H13 家庭における 緊急対策費用 | | | 小計 | 合計 | 備考 | | | | |
|------------|--|-----------|-----------|---------|--------|-------|------------|--------|--------|--------|-------------------------------|----------------|----------------|---------|---------|---------|---------------|---------------------------|--------------|----------|
| | 家屋 | 家庭用品 | 事業所資産 | | 農漁家資産 | | 小計 | 水稲 | 畑作物 | 小計 | 公共土木 施設等 被害額 | 営業 停止 損失 | 清掃 労働 対価 | | | | 代替 活動 等 | 事業所 における 緊急対策 費用 | その他の 間接被害 | |
| | | | 償却 | 在庫 | 償却 | 在庫 | | | | | | | | | | | | | | 小計 |
| | 家屋 | 家庭用品 | 償却 | 在庫 | 償却 | 在庫 | 小計 | 水稲 | 畑作物 | 小計 | 公共土木 施設等 被害額 | 営業 停止 損失 | 清掃 労働 対価 | | | | 代替 活動 等 | 事業所 における 緊急対策 費用 | その他の 間接被害 | |
| A | 360,374 | 199,980 | 73,780 | 51,123 | 2,227 | 657 | 688,141 | 4,916 | 9,111 | 14,027 | 1,165,711 | 19,599 | 7,541 | 5,523 | 13,064 | 11,740 | 0 | 11,740 | 1,912,282 | |
| B | 552,844 | 323,159 | 135,874 | 86,785 | 2,007 | 599 | 1,101,268 | 3,057 | 22,709 | 25,766 | 1,865,545 | 33,442 | 12,261 | 9,023 | 21,284 | 23,639 | 0 | 23,639 | 3,070,944 | |
| C | 146,895 | 175,522 | 45,294 | 22,426 | 450 | 131 | 390,718 | 1,434 | 15 | 1,449 | 661,875 | 9,446 | 6,990 | 4,884 | 11,874 | 6,641 | 0 | 6,641 | 1,082,003 | |
| D-1 | 105,749 | 110,847 | 28,311 | 13,907 | 951 | 336 | 260,101 | 10,106 | 76 | 10,182 | 440,612 | 5,446 | 4,398 | 4,430 | 8,828 | 4,517 | 0 | 4,517 | 729,686 | |
| D-2 | 4,108 | 3,321 | 1,274 | 544 | 80 | 30 | 9,357 | 58 | 9 | 67 | 15,851 | 281 | 138 | 189 | 327 | 164 | 0 | 164 | 26,047 | |
| E | 4,100,455 | 4,604,978 | 1,458,512 | 669,022 | 4,043 | 1,393 | 10,888,403 | 15,936 | 11,719 | 27,655 | 18,360,254 | 275,048 | 177,322 | 177,169 | 354,491 | 227,839 | 0 | 227,839 | 30,083,690 | 136.0km |
| F1 | 0 | 0 | 0 | 0 | 0 | 0 | 0 | 0 | 0 | 0 | 0 | 0 | 0 | 0 | 0 | 0 | 0 | 0 | 0 | |
| F2 | 418,049 | 595,293 | 130,133 | 64,065 | 428 | 125 | 1,208,093 | 206 | 310 | 516 | 2,046,510 | 29,238 | 24,413 | 17,707 | 42,120 | 24,758 | 0 | 24,758 | 3,351,235 | |
| F3 | 149,280 | 100,832 | 33,217 | 25,752 | 503 | 150 | 309,734 | 1,073 | 3,224 | 4,297 | 524,690 | 8,536 | 3,695 | 2,831 | 6,526 | 4,973 | 0 | 4,973 | 858,756 | |
| G | 107,535 | 133,846 | 18,239 | 10,382 | 528 | 154 | 270,684 | 1,369 | 18 | 1,387 | 458,539 | 5,426 | 5,440 | 4,063 | 9,503 | 5,061 | 0 | 5,061 | 750,600 | |
| H | 60,415 | 50,373 | 19,867 | 8,726 | 171 | 35 | 139,587 | 208 | 763 | 971 | 236,461 | 4,698 | 2,059 | 2,928 | 4,987 | 1,097 | 0 | 1,097 | 387,801 | |
| I | 19,043 | 20,733 | 9,921 | 5,135 | 76 | 13 | 54,921 | 82 | 137 | 219 | 93,036 | 2,139 | 777 | 757 | 1,534 | 740 | 0 | 740 | 152,589 | |
| 合計 | 6,024,747 | 6,318,884 | 1,954,422 | 957,867 | 11,464 | 3,623 | 15,271,007 | 38,445 | 48,091 | 86,536 | 25,869,084 | 393,299 | 245,034 | 229,504 | 474,538 | 311,169 | 0 | 311,169 | 42,405,633 | (単位:百万円) |

●事業を実施した場合

様式-3

| 氾濫 ブロック | 水系名:利根川 河川名:利根川 事業所統計調査年:H13 国勢調査年:H17 農作物被害額 農漁家資産 事業所資産 一般資産被害額 事業所資産 農漁家資産 農作物被害額 | | | | | | | | | | 事業所統計調査年:H13 家庭における 緊急対策費用 | | | 小計 | 合計 | 備考 | | | | |
|------------|--|-----------|-----------|---------|--------|-------|------------|--------|--------|--------|-------------------------------|----------------|----------------|---------|---------|---------|---------------|---------------------------|--------------|----------|
| | 家屋 | 家庭用品 | 事業所資産 | | 農漁家資産 | | 小計 | 水稲 | 畑作物 | 小計 | 公共土木 施設等 被害額 | 営業 停止 損失 | 清掃 労働 対価 | | | | 代替 活動 等 | 事業所 における 緊急対策 費用 | その他の 間接被害 | |
| | | | 償却 | 在庫 | 償却 | 在庫 | | | | | | | | | | | | | | 小計 |
| | 家屋 | 家庭用品 | 償却 | 在庫 | 償却 | 在庫 | 小計 | 水稲 | 畑作物 | 小計 | 公共土木 施設等 被害額 | 営業 停止 損失 | 清掃 労働 対価 | | | | 代替 活動 等 | 事業所 における 緊急対策 費用 | その他の 間接被害 | |
| A | 328,546 | 187,362 | 71,139 | 48,476 | 2,052 | 615 | 638,190 | 4,836 | 8,914 | 13,750 | 1,081,093 | 18,037 | 7,028 | 5,266 | 12,294 | 11,051 | 0 | 11,051 | 1,774,415 | |
| B | 498,138 | 302,352 | 127,492 | 79,968 | 1,847 | 555 | 1,010,352 | 2,846 | 20,962 | 23,808 | 1,711,539 | 30,755 | 11,429 | 8,524 | 19,953 | 21,789 | 0 | 21,789 | 2,818,196 | |
| C | 143,405 | 172,475 | 44,081 | 22,129 | 445 | 129 | 382,664 | 1,430 | 15 | 1,445 | 648,234 | 9,304 | 6,884 | 4,851 | 11,735 | 6,529 | 0 | 6,529 | 1,059,911 | |
| D-1 | 102,739 | 107,873 | 29,781 | 13,579 | 937 | 333 | 255,242 | 10,096 | 76 | 10,172 | 432,381 | 5,356 | 4,299 | 4,371 | 8,670 | 4,395 | 0 | 4,395 | 716,216 | |
| D-2 | 4,063 | 3,276 | 1,273 | 542 | 79 | 29 | 9,262 | 55 | 9 | 64 | 15,690 | 281 | 136 | 187 | 323 | 163 | 0 | 163 | 25,783 | |
| E | 3,026,262 | 3,500,607 | 1,243,808 | 531,342 | 3,565 | 1,252 | 8,306,836 | 15,433 | 11,040 | 26,473 | 14,071,780 | 216,951 | 138,323 | 150,889 | 289,212 | 169,954 | 0 | 169,954 | 23,081,206 | 136.0km |
| F1 | 0 | 0 | 0 | 0 | 0 | 0 | 0 | 0 | 0 | 0 | 0 | 0 | 0 | 0 | 0 | 0 | 0 | 0 | 0 | |
| F2 | 400,021 | 572,194 | 127,473 | 61,861 | 416 | 122 | 1,162,087 | 206 | 307 | 513 | 1,968,575 | 28,249 | 23,554 | 17,355 | 40,909 | 23,927 | 0 | 23,927 | 3,224,260 | |
| F3 | 144,418 | 98,716 | 32,014 | 24,676 | 491 | 147 | 300,462 | 1,067 | 3,166 | 4,233 | 508,982 | 8,118 | 3,599 | 2,770 | 6,369 | 4,866 | 0 | 4,866 | 833,030 | |
| G | 105,363 | 132,226 | 18,070 | 10,286 | 522 | 153 | 266,620 | 1,276 | 17 | 1,293 | 451,653 | 5,296 | 5,361 | 4,016 | 9,377 | 5,035 | 0 | 5,035 | 739,274 | |
| H | 47,467 | 37,424 | 15,550 | 6,537 | 132 | 26 | 107,136 | 188 | 652 | 840 | 181,490 | 3,938 | 1,637 | 2,509 | 4,146 | 744 | 0 | 744 | 298,294 | |
| I | 15,616 | 16,854 | 7,734 | 3,619 | 64 | 11 | 43,898 | 67 | 127 | 194 | 74,363 | 1,653 | 622 | 646 | 1,268 | 484 | 0 | 484 | 121,860 | |
| 合計 | 4,816,038 | 5,131,359 | 1,718,415 | 803,015 | 10,550 | 3,372 | 12,482,749 | 37,500 | 45,285 | 82,785 | 21,145,780 | 327,938 | 202,872 | 201,384 | 404,256 | 248,937 | 0 | 248,937 | 34,692,445 | (単位:百万円) |

⑥【S34.08.12】
●事業を実施しない場合
様式-3

| 氾濫 ブロック | 水系名:利根川 河川名:利根川 | | | | | | | | | | 事業所統計調査年:H13 | | | | | 備考 | |
|------------|-----------------|-----------|-----------|-----------|-------|------------|--------|--------|--------------------|----------------|------------------|---------|---------------------------|--------------|----|---------|------------|
| | 一般資産被害額 | | | | | 農漁家資産 | | | | | 家庭における 緊急対策費用 | | | | | | |
| | 家屋 | 家庭用品 | 事業所資産 | | 小計 | 水稲 | 畑作物 | 小計 | 公共土木 施設等 被害額 | 営業 停止 損失 | 清掃 労働 対価 | | 事業所 における 緊急対策 費用 | その他の 間接被害 | 小計 | | 合計 |
| | | | 償却 | 在庫 | | | | | | | 償却 | 在庫 | | | | | |
| A | 401,634 | 214,133 | 79,505 | 54,958 | 699 | 753,328 | 5,024 | 9,462 | 14,486 | 21,286 | 8,167 | 5,940 | 14,107 | 12,683 | 0 | 12,683 | 2,092,028 |
| B | 647,017 | 369,193 | 150,508 | 98,512 | 676 | 1,268,199 | 3,244 | 26,183 | 29,427 | 38,043 | 14,002 | 10,214 | 24,216 | 26,800 | 0 | 26,800 | 3,555,013 |
| C | 172,486 | 194,263 | 48,665 | 24,634 | 483 | 440,690 | 1,464 | 16 | 1,480 | 746,529 | 10,942 | 5,252 | 13,025 | 7,243 | 0 | 7,243 | 1,219,909 |
| D-1 | 120,139 | 123,304 | 29,583 | 15,375 | 364 | 289,837 | 10,356 | 80 | 10,436 | 490,986 | 5,899 | 4,727 | 9,602 | 5,031 | 0 | 5,031 | 811,791 |
| D-2 | 8,528 | 10,356 | 1,990 | 795 | 84 | 21,784 | 68 | 12 | 80 | 36,903 | 409 | 364 | 506 | 870 | 0 | 291 | 60,337 |
| E | 4,932,312 | 5,548,188 | 1,698,597 | 789,296 | 4,534 | 12,974,452 | 17,012 | 12,456 | 29,468 | 21,978,723 | 323,196 | 212,737 | 202,547 | 415,284 | 0 | 276,638 | 35,997,761 |
| F1 | 154,684 | 308,526 | 128,517 | 33,700 | 88 | 625,548 | 25 | 365 | 390 | 1,059,677 | 19,439 | 12,690 | 15,006 | 27,696 | 0 | 10,041 | 1,742,791 |
| F2 | 487,255 | 657,209 | 143,626 | 73,239 | 461 | 1,361,924 | 207 | 316 | 523 | 2,307,099 | 34,312 | 27,335 | 18,737 | 46,072 | 0 | 27,362 | 3,777,292 |
| F3 | 177,068 | 117,392 | 37,732 | 29,530 | 174 | 362,476 | 1,134 | 3,788 | 4,922 | 614,033 | 9,984 | 4,336 | 3,209 | 7,545 | 0 | 5,626 | 1,004,586 |
| G | 129,730 | 155,539 | 20,859 | 11,905 | 603 | 318,812 | 1,574 | 22 | 1,596 | 540,065 | 6,464 | 6,468 | 4,782 | 11,250 | 0 | 5,648 | 883,835 |
| H | 67,188 | 58,545 | 22,192 | 9,684 | 199 | 157,851 | 216 | 811 | 1,027 | 267,400 | 5,044 | 2,315 | 3,144 | 5,459 | 0 | 1,341 | 438,122 |
| I | 19,522 | 21,666 | 10,953 | 6,029 | 78 | 58,261 | 84 | 144 | 228 | 98,694 | 2,373 | 812 | 784 | 1,596 | 0 | 824 | 161,976 |
| 合計 | 7,317,563 | 7,778,334 | 2,372,747 | 1,147,657 | 4,007 | 18,633,162 | 40,408 | 53,655 | 94,063 | 31,564,575 | 477,391 | 301,874 | 274,848 | 576,722 | 0 | 379,528 | 51,725,441 |

●事業を実施した場合
様式-3

| 氾濫 ブロック | 水系名:利根川 河川名:利根川 | | | | | | | | | | 事業所統計調査年:H13 | | | | | 備考 | |
|------------|-----------------|-----------|-----------|-----------|-------|------------|--------|--------|--------------------|----------------|------------------|---------|---------------------------|--------------|----|---------|------------|
| | 一般資産被害額 | | | | | 農漁家資産 | | | | | 家庭における 緊急対策費用 | | | | | | |
| | 家屋 | 家庭用品 | 事業所資産 | | 小計 | 水稲 | 畑作物 | 小計 | 公共土木 施設等 被害額 | 営業 停止 損失 | 清掃 労働 対価 | | 事業所 における 緊急対策 費用 | その他の 間接被害 | 小計 | | 合計 |
| | | | 償却 | 在庫 | | | | | | | 対価 | 等 | | | | | |
| A | 379,921 | 205,897 | 76,988 | 52,587 | 679 | 718,391 | 4,974 | 9,354 | 14,328 | 1,216,955 | 20,537 | 7,803 | 5,692 | 13,495 | 0 | 12,063 | 1,995,769 |
| B | 613,387 | 355,675 | 144,112 | 93,771 | 649 | 1,209,791 | 3,208 | 24,849 | 28,057 | 2,049,386 | 36,074 | 13,382 | 9,750 | 23,132 | 0 | 25,599 | 3,372,039 |
| C | 168,107 | 189,867 | 47,555 | 24,282 | 478 | 430,427 | 1,461 | 16 | 1,477 | 729,143 | 10,695 | 7,602 | 5,198 | 12,800 | 0 | 7,142 | 1,191,684 |
| D-1 | 117,277 | 121,721 | 29,355 | 15,190 | 359 | 284,954 | 10,247 | 78 | 10,325 | 482,713 | 5,820 | 4,801 | 4,670 | 9,471 | 0 | 4,965 | 798,248 |
| D-2 | 7,531 | 6,233 | 1,742 | 708 | 83 | 16,328 | 66 | 12 | 78 | 27,658 | 383 | 265 | 409 | 674 | 0 | 193 | 45,314 |
| E | 4,569,782 | 5,172,016 | 1,576,179 | 730,867 | 4,344 | 12,054,667 | 16,256 | 12,026 | 28,282 | 20,420,605 | 301,120 | 197,796 | 193,146 | 390,942 | 0 | 252,866 | 33,448,482 |
| F1 | 127,430 | 272,595 | 99,535 | 26,740 | 73 | 526,401 | 19 | 276 | 295 | 891,723 | 13,983 | 10,415 | 12,361 | 22,776 | 0 | 8,356 | 1,463,534 |
| F2 | 457,665 | 633,433 | 139,119 | 69,598 | 449 | 1,300,394 | 207 | 310 | 517 | 2,202,868 | 32,021 | 26,041 | 18,304 | 44,345 | 0 | 26,628 | 3,606,773 |
| F3 | 173,479 | 115,783 | 37,290 | 29,217 | 569 | 356,508 | 1,120 | 3,731 | 4,851 | 603,925 | 9,789 | 4,261 | 3,166 | 7,427 | 0 | 5,537 | 988,037 |
| G | 127,007 | 152,866 | 20,572 | 11,703 | 592 | 312,912 | 1,545 | 21 | 1,566 | 530,072 | 6,312 | 6,351 | 4,632 | 10,983 | 0 | 5,592 | 867,437 |
| H | 61,476 | 51,212 | 20,071 | 8,808 | 175 | 141,779 | 208 | 770 | 978 | 240,172 | 4,739 | 2,098 | 2,950 | 5,048 | 0 | 1,116 | 393,832 |
| I | 18,956 | 20,695 | 9,924 | 5,137 | 75 | 54,790 | 84 | 140 | 224 | 92,813 | 2,139 | 776 | 755 | 1,531 | 0 | 740 | 152,237 |
| 合計 | 6,822,018 | 7,297,983 | 2,202,452 | 1,068,608 | 3,885 | 17,407,342 | 39,395 | 51,583 | 90,978 | 29,488,033 | 443,612 | 281,591 | 261,033 | 542,624 | 0 | 350,797 | 48,323,386 |

⑦【S56.08.21】
●事業を実施しない場合
様式-3

| 氾濫 ブロック | 水系名:利根川 河川名:利根川 国勢調査年:H17 事業所統計調査年:H13 流量規模:1/3 | | | | | | | | | | | |
|------------|---|------|-------|----|----|--------|-----|----|--------------------|----------------|------------------|---------------|
| | 一般資産被害額 | | | | | 農作物被害額 | | | | | | |
| | 家屋 | 家庭用品 | 事業所資産 | | 小計 | 水稻 | 畑作物 | 小計 | 公共土木 施設等 被害額 | 営業 停止 損失 | 家庭における 応急対策費用 | |
| | | | 償却 | 在庫 | | | | | | | 清掃 労働 対価 | 代替 活動 等 |
| A | 0 | 0 | 0 | 0 | 0 | 0 | 0 | 0 | 0 | 0 | 0 | 0 |
| B | 0 | 0 | 0 | 0 | 0 | 0 | 0 | 0 | 0 | 0 | 0 | 0 |
| C | 0 | 0 | 0 | 0 | 0 | 0 | 0 | 0 | 0 | 0 | 0 | 0 |
| D-1 | 0 | 0 | 0 | 0 | 0 | 0 | 0 | 0 | 0 | 0 | 0 | 0 |
| D-2 | 22 | 5 | 16 | 6 | 49 | 2 | 2 | 84 | 7 | 1 | 2 | 144 |
| E | 0 | 0 | 0 | 0 | 0 | 0 | 0 | 0 | 0 | 0 | 0 | 0 |
| F1 | 0 | 0 | 0 | 0 | 0 | 0 | 0 | 0 | 0 | 0 | 0 | 0 |
| F2 | 0 | 0 | 0 | 0 | 0 | 0 | 0 | 0 | 0 | 0 | 0 | 0 |
| F3 | 0 | 0 | 0 | 0 | 0 | 0 | 0 | 0 | 0 | 0 | 0 | 0 |
| G | 0 | 0 | 0 | 0 | 0 | 2 | 2 | 0 | 0 | 0 | 0 | 2 |
| H | 0 | 0 | 0 | 0 | 0 | 0 | 0 | 0 | 0 | 0 | 0 | 0 |
| I | 0 | 0 | 0 | 0 | 0 | 0 | 0 | 0 | 0 | 0 | 0 | 0 |
| 合計 | 22 | 5 | 16 | 6 | 49 | 4 | 4 | 84 | 7 | 1 | 2 | 146 |

●事業を実施した場合
様式-3

| 氾濫 ブロック | 水系名:利根川 河川名:利根川 国勢調査年:H17 事業所統計調査年:H13 流量規模:1/3 | | | | | | | | | | | |
|------------|---|------|-------|----|----|--------|-----|----|--------------------|----------------|------------------|---------------|
| | 一般資産被害額 | | | | | 農作物被害額 | | | | | | |
| | 家屋 | 家庭用品 | 事業所資産 | | 小計 | 水稻 | 畑作物 | 小計 | 公共土木 施設等 被害額 | 営業 停止 損失 | 家庭における 応急対策費用 | |
| | | | 償却 | 在庫 | | | | | | | 清掃 労働 対価 | 代替 活動 等 |
| A | 0 | 0 | 0 | 0 | 0 | 0 | 0 | 0 | 0 | 0 | 0 | 0 |
| B | 0 | 0 | 0 | 0 | 0 | 0 | 0 | 0 | 0 | 0 | 0 | 0 |
| C | 0 | 0 | 0 | 0 | 0 | 0 | 0 | 0 | 0 | 0 | 0 | 0 |
| D-1 | 0 | 0 | 0 | 0 | 0 | 0 | 0 | 0 | 0 | 0 | 0 | 0 |
| D-2 | 0 | 0 | 0 | 0 | 0 | 0 | 0 | 0 | 0 | 0 | 0 | 0 |
| E | 0 | 0 | 0 | 0 | 0 | 0 | 0 | 0 | 0 | 0 | 0 | 0 |
| F1 | 0 | 0 | 0 | 0 | 0 | 0 | 0 | 0 | 0 | 0 | 0 | 0 |
| F2 | 0 | 0 | 0 | 0 | 0 | 0 | 0 | 0 | 0 | 0 | 0 | 0 |
| F3 | 0 | 0 | 0 | 0 | 0 | 0 | 0 | 0 | 0 | 0 | 0 | 0 |
| G | 0 | 0 | 0 | 0 | 0 | 0 | 0 | 0 | 0 | 0 | 0 | 0 |
| H | 0 | 0 | 0 | 0 | 0 | 0 | 0 | 0 | 0 | 0 | 0 | 0 |
| I | 0 | 0 | 0 | 0 | 0 | 0 | 0 | 0 | 0 | 0 | 0 | 0 |
| 合計 | 0 | 0 | 0 | 0 | 0 | 0 | 0 | 0 | 0 | 0 | 0 | 0 |

⑦【S56.08.21】
●事業を実施しない場合
様式-3

| 汎濫 ブロック | 水系名:利根川 河川名:利根川 | | | | 国勢調査年:H17 | | | | 事業所統計調査年:H13 | | | | 合計 | 備考 | | |
|------------|-----------------|--------|--------|--------|-----------|-----|---------|----------------|------------------|---------------|---------------------------|-------|-------|-------|-------|---------|
| | 事業所資産 | | 農漁家資産 | | 農作物被害額 | | 農業被害額 | | 家庭における 応急対策費用 | | 事業所 における 応急対策 費用 | | | | 小計 | |
| | 償却 | 在庫 | 償却 | 在庫 | 稲 | 畑作物 | 小計 | 営業 停止 損失 | 清掃 労働 対価 | 代替 活動 等 | 小計 | | | | | |
| A | 0 | 0 | 0 | 0 | 0 | 0 | 0 | 0 | 0 | 0 | 0 | 0 | 0 | 0 | | |
| B | 0 | 0 | 0 | 0 | 0 | 0 | 0 | 0 | 0 | 0 | 0 | 0 | 0 | 0 | | |
| C | 0 | 0 | 0 | 0 | 0 | 0 | 0 | 0 | 0 | 0 | 0 | 0 | 0 | 0 | | |
| D-1 | 27,946 | 34,241 | 9,688 | 2,973 | 330 | 117 | 74,995 | 5,312 | 34 | 5,346 | 127,041 | 1,644 | 1,400 | 1,827 | 808 | 213,061 |
| D-2 | 406 | 280 | 179 | 73 | 9 | 3 | 950 | 23 | 2 | 25 | 1,608 | 50 | 15 | 26 | 14 | 2,688 |
| E | 0 | 0 | 0 | 0 | 0 | 0 | 0 | 0 | 0 | 0 | 0 | 0 | 0 | 0 | 0 | 0 |
| F1 | 0 | 0 | 0 | 0 | 0 | 0 | 0 | 0 | 0 | 0 | 0 | 0 | 0 | 0 | 0 | 0 |
| F2 | 0 | 0 | 0 | 0 | 0 | 0 | 0 | 0 | 0 | 0 | 0 | 0 | 0 | 0 | 0 | 0 |
| F3 | 35,927 | 23,431 | 9,365 | 6,097 | 119 | 40 | 74,979 | 482 | 1,013 | 1,495 | 127,013 | 2,141 | 866 | 1,003 | 1,194 | 208,691 |
| G | 17,121 | 25,600 | 2,465 | 1,868 | 86 | 28 | 47,168 | 708 | 1 | 709 | 79,902 | 676 | 956 | 867 | 942 | 131,220 |
| H | 0 | 0 | 0 | 0 | 0 | 0 | 0 | 0 | 0 | 0 | 0 | 0 | 0 | 0 | 0 | 0 |
| I | 0 | 0 | 0 | 0 | 0 | 0 | 0 | 0 | 0 | 0 | 0 | 0 | 0 | 0 | 0 | 0 |
| 合計 | 81,100 | 83,552 | 21,697 | 11,011 | 544 | 188 | 198,092 | 6,525 | 1,050 | 7,575 | 335,564 | 4,511 | 3,237 | 3,723 | 2,958 | 555,660 |

(単位:百万円)

●事業を実施した場合
様式-3

| 汎濫 ブロック | 水系名:利根川 河川名:利根川 | | | | 国勢調査年:H17 | | | | 事業所統計調査年:H13 | | | | 合計 | 備考 | | |
|------------|-----------------|--------|--------|-------|-----------|-----|---------|----------------|------------------|---------------|---------------------------|-------|-------|-------|-------|---------|
| | 事業所資産 | | 農漁家資産 | | 農作物被害額 | | 農業被害額 | | 家庭における 応急対策費用 | | 事業所 における 応急対策 費用 | | | | 小計 | |
| | 償却 | 在庫 | 償却 | 在庫 | 稲 | 畑作物 | 小計 | 営業 停止 損失 | 清掃 労働 対価 | 代替 活動 等 | 小計 | | | | | |
| A | 0 | 0 | 0 | 0 | 0 | 0 | 0 | 0 | 0 | 0 | 0 | 0 | 0 | 0 | 0 | |
| B | 0 | 0 | 0 | 0 | 0 | 0 | 0 | 0 | 0 | 0 | 0 | 0 | 0 | 0 | 0 | |
| C | 0 | 0 | 0 | 0 | 0 | 0 | 0 | 0 | 0 | 0 | 0 | 0 | 0 | 0 | 0 | |
| D-1 | 24,535 | 30,510 | 8,538 | 2,508 | 301 | 106 | 66,498 | 4,978 | 27 | 5,005 | 112,650 | 1,462 | 1,249 | 1,695 | 2,944 | 189,196 |
| D-2 | 396 | 245 | 173 | 73 | 8 | 3 | 898 | 23 | 2 | 25 | 1,521 | 50 | 14 | 25 | 39 | 2,546 |
| E | 0 | 0 | 0 | 0 | 0 | 0 | 0 | 0 | 0 | 0 | 0 | 0 | 0 | 0 | 0 | 0 |
| F1 | 0 | 0 | 0 | 0 | 0 | 0 | 0 | 0 | 0 | 0 | 0 | 0 | 0 | 0 | 0 | 0 |
| F2 | 0 | 0 | 0 | 0 | 0 | 0 | 0 | 0 | 0 | 0 | 0 | 0 | 0 | 0 | 0 | 0 |
| F3 | 30,473 | 17,749 | 7,385 | 4,736 | 98 | 33 | 60,474 | 457 | 913 | 1,370 | 102,446 | 1,739 | 689 | 828 | 1,517 | 168,504 |
| G | 17,095 | 25,595 | 2,441 | 1,861 | 74 | 23 | 47,079 | 555 | 1 | 556 | 79,753 | 665 | 954 | 863 | 1,817 | 130,811 |
| H | 0 | 0 | 0 | 0 | 0 | 0 | 0 | 0 | 0 | 0 | 0 | 0 | 0 | 0 | 0 | 0 |
| I | 0 | 0 | 0 | 0 | 0 | 0 | 0 | 0 | 0 | 0 | 0 | 0 | 0 | 0 | 0 | 0 |
| 合計 | 72,499 | 74,089 | 18,537 | 9,178 | 481 | 165 | 174,949 | 6,013 | 943 | 6,956 | 296,370 | 3,916 | 2,906 | 3,411 | 6,317 | 491,057 |

(単位:百万円)

⑦【S56.08.21】

●事業を実施しない場合

様式-3

| 氾濫 ブロック | 水系名:利根川 | | | | 河川名:利根川 | | | | 国勢調査年:H17 | | | | 事業所統計調査年:H13 | | | | 合計 | 備考 | | |
|------------|---------|---------|---------|---------|---------|-------|-----------|--------------------|----------------|----------------|------------------|--------|---------------------------|--------|--------|--------|----|--------|-----------|----------|
| | 事業所資産 | | 農漁家資産 | | 農作物被害額 | | 小計 | | 営業 停止 損失 | | 家庭における 応急対策費用 | | 事業所 における 応急対策 費用 | | 小計 | 備考 | | | | |
| | 償却 | 在庫 | 償却 | 在庫 | 水稲 | 畑作物 | 小計 | 公共土木 施設等 被害額 | 営業 停止 損失 | 清掃 労働 対価 | 代替 活動 等 | 小計 | その他の 間接被害 | | | | | | | |
| A | 162,926 | 111,542 | 48,731 | 29,313 | 1,119 | 362 | 353,993 | 4,071 | 6,950 | 11,021 | 599,663 | 10,075 | 4,153 | 3,619 | 7,772 | 6,438 | 0 | 6,438 | 988,962 | |
| B | 299,090 | 202,198 | 84,958 | 51,853 | 1,159 | 349 | 639,607 | 2,266 | 13,748 | 16,014 | 1,083,494 | 20,207 | 7,546 | 5,789 | 13,335 | 14,263 | 0 | 14,263 | 1,786,920 | |
| C | 0 | 0 | 0 | 0 | 0 | 0 | 0 | 0 | 0 | 0 | 0 | 0 | 0 | 0 | 0 | 0 | 0 | 0 | 0 | 0 |
| D-1 | 55,871 | 61,225 | 18,436 | 6,353 | 590 | 211 | 142,686 | 7,252 | 61 | 7,313 | 241,710 | 2,959 | 2,494 | 2,878 | 5,372 | 1,899 | 0 | 1,899 | 401,939 | |
| D-2 | 1,770 | 1,350 | 581 | 203 | 54 | 19 | 3,977 | 40 | 4 | 44 | 6,734 | 118 | 59 | 88 | 147 | 57 | 0 | 57 | 11,077 | |
| E | 0 | 0 | 0 | 0 | 0 | 0 | 0 | 0 | 0 | 0 | 0 | 0 | 0 | 0 | 0 | 0 | 0 | 0 | 0 | 0 |
| F1 | 0 | 0 | 0 | 0 | 0 | 0 | 0 | 0 | 0 | 0 | 0 | 0 | 0 | 0 | 0 | 0 | 0 | 0 | 0 | 0 |
| F2 | 0 | 0 | 0 | 0 | 0 | 0 | 0 | 0 | 0 | 0 | 0 | 0 | 0 | 0 | 0 | 0 | 0 | 0 | 0 | 0 |
| F3 | 80,272 | 55,601 | 20,176 | 14,057 | 256 | 82 | 170,444 | 906 | 2,201 | 3,107 | 288,731 | 4,402 | 2,093 | 1,882 | 3,975 | 2,959 | 0 | 2,959 | 473,618 | |
| G | 26,701 | 41,530 | 5,635 | 3,425 | 275 | 86 | 77,652 | 1,085 | 6 | 1,091 | 131,544 | 1,557 | 1,626 | 1,663 | 3,289 | 1,683 | 0 | 1,683 | 216,816 | |
| H | 1,355 | 601 | 395 | 117 | 3 | 0 | 2,471 | 13 | 75 | 88 | 4,188 | 120 | 49 | 88 | 137 | 5 | 0 | 5 | 7,009 | |
| I | 93 | 61 | 38 | 18 | 0 | 0 | 210 | 0 | 3 | 3 | 355 | 11 | 2 | 4 | 6 | 1 | 0 | 1 | 586 | |
| 合計 | 628,078 | 474,108 | 178,950 | 105,339 | 3,456 | 1,109 | 1,391,040 | 15,633 | 23,048 | 38,681 | 2,356,419 | 39,449 | 18,022 | 16,011 | 34,033 | 27,305 | 0 | 27,305 | 3,886,927 | (単位:百万円) |

●事業を実施した場合

様式-3

| 氾濫 ブロック | 水系名:利根川 | | | | 河川名:利根川 | | | | 国勢調査年:H17 | | | | 事業所統計調査年:H13 | | | | 合計 | 備考 | | |
|------------|---------|---------|---------|--------|---------|-----|---------|--------------------|----------------|----------------|------------------|--------|---------------------------|--------|--------|--------|----|--------|-----------|----------|
| | 事業所資産 | | 農漁家資産 | | 農作物被害額 | | 小計 | | 営業 停止 損失 | | 家庭における 応急対策費用 | | 事業所 における 応急対策 費用 | | 小計 | 備考 | | | | |
| | 償却 | 在庫 | 償却 | 在庫 | 水稲 | 畑作物 | 小計 | 公共土木 施設等 被害額 | 営業 停止 損失 | 清掃 労働 対価 | 代替 活動 等 | 小計 | その他の 間接被害 | | | | | | | |
| A | 0 | 0 | 0 | 0 | 0 | 0 | 0 | 0 | 0 | 0 | 0 | 0 | 0 | 0 | 0 | 0 | 0 | 0 | 0 | 0 |
| B | 268,980 | 186,096 | 78,606 | 46,735 | 1,005 | 306 | 581,728 | 2,193 | 12,652 | 14,845 | 985,448 | 18,648 | 6,991 | 5,402 | 12,393 | 13,408 | 0 | 13,408 | 1,626,470 | |
| C | 0 | 0 | 0 | 0 | 0 | 0 | 0 | 0 | 0 | 0 | 0 | 0 | 0 | 0 | 0 | 0 | 0 | 0 | 0 | 0 |
| D-1 | 54,115 | 59,592 | 17,661 | 6,061 | 573 | 204 | 138,206 | 7,170 | 60 | 7,230 | 234,121 | 2,854 | 2,419 | 2,815 | 5,234 | 1,772 | 0 | 1,772 | 389,417 | |
| D-2 | 1,611 | 1,239 | 567 | 197 | 48 | 17 | 3,679 | 40 | 4 | 44 | 6,234 | 114 | 55 | 85 | 140 | 48 | 0 | 48 | 10,259 | |
| E | 0 | 0 | 0 | 0 | 0 | 0 | 0 | 0 | 0 | 0 | 0 | 0 | 0 | 0 | 0 | 0 | 0 | 0 | 0 | 0 |
| F1 | 0 | 0 | 0 | 0 | 0 | 0 | 0 | 0 | 0 | 0 | 0 | 0 | 0 | 0 | 0 | 0 | 0 | 0 | 0 | 0 |
| F2 | 0 | 0 | 0 | 0 | 0 | 0 | 0 | 0 | 0 | 0 | 0 | 0 | 0 | 0 | 0 | 0 | 0 | 0 | 0 | 0 |
| F3 | 75,941 | 52,335 | 19,387 | 13,346 | 238 | 76 | 161,323 | 874 | 1,996 | 2,870 | 273,283 | 4,193 | 1,980 | 1,791 | 3,771 | 2,816 | 0 | 2,816 | 448,256 | |
| G | 24,682 | 37,817 | 5,375 | 3,106 | 246 | 79 | 71,305 | 1,074 | 6 | 1,080 | 120,793 | 1,417 | 1,497 | 1,556 | 3,053 | 1,487 | 0 | 1,487 | 199,135 | |
| H | 0 | 0 | 0 | 0 | 0 | 0 | 0 | 0 | 0 | 0 | 0 | 0 | 0 | 0 | 0 | 0 | 0 | 0 | 0 | 0 |
| I | 0 | 0 | 0 | 0 | 0 | 0 | 0 | 0 | 0 | 0 | 0 | 0 | 0 | 0 | 0 | 0 | 0 | 0 | 0 | 0 |
| 合計 | 425,329 | 337,079 | 121,596 | 69,445 | 2,110 | 682 | 956,241 | 11,351 | 14,718 | 26,069 | 1,619,879 | 27,226 | 12,942 | 11,649 | 24,591 | 19,531 | 0 | 19,531 | 2,673,537 | (単位:百万円) |

⑦【S56.08.21】
●事業を実施しない場合
様式-3

| 氾濫 ブロック | 水系名:利根川 河川名:利根川 事業所統計調査年:H13 国勢調査年:H17 流量規模:1/30 | | | | | | | | | | | | | | | | | | |
|------------|--|-----------|-----------|---------|-------|-----------|--------|--------|--------------------|----------------|------------------|---------------|---------|---------|---------|---|---------|------------|----------|
| | 事業所資産 | | | | | 農漁家資産 | | | | | | | | | | | | | |
| | 家屋 | 家庭用品 | 在庫 | | 小計 | 水稲 | 畑作物 | 小計 | 公共土木 施設等 被害額 | 営業 停止 損失 | 家庭における 応急対策費用 | | | | | | | | |
| | | | 償却 | 在庫 | | | | | | | 清掃 労働 対価 | 代替 活動 等 | | | | | | | |
| A | 325,677 | 185,631 | 47,834 | 2,052 | 614 | 632,163 | 4,849 | 8,957 | 13,806 | 1,070,896 | 17,850 | 6,965 | 5,146 | 12,111 | 11,063 | 0 | 11,063 | 1,757,879 | |
| B | 536,745 | 316,370 | 133,650 | 1,960 | 585 | 1,074,539 | 2,875 | 21,976 | 24,851 | 1,820,268 | 32,868 | 12,023 | 8,873 | 20,896 | 23,049 | 0 | 23,049 | 2,996,471 | |
| C | 116,005 | 146,790 | 37,283 | 402 | 119 | 319,278 | 1,373 | 15 | 1,388 | 540,856 | 7,443 | 5,797 | 4,384 | 10,181 | 5,304 | 0 | 5,304 | 894,450 | |
| D-1 | 83,924 | 93,763 | 25,001 | 818 | 288 | 214,260 | 9,671 | 73 | 9,744 | 362,958 | 4,491 | 3,670 | 3,919 | 7,589 | 3,261 | 0 | 3,261 | 602,303 | |
| D-2 | 4,271 | 3,392 | 1,322 | 81 | 30 | 9,658 | 61 | 11 | 72 | 16,361 | 299 | 148 | 206 | 354 | 165 | 0 | 165 | 26,909 | |
| E | 1,403,704 | 1,644,993 | 626,429 | 2,739 | 957 | 3,931,594 | 16,426 | 10,068 | 26,494 | 6,660,119 | 113,934 | 63,699 | 81,504 | 145,203 | 68,285 | 0 | 68,285 | 10,945,629 | 148.5km |
| F1 | 0 | 0 | 0 | 0 | 0 | 0 | 0 | 0 | 0 | 0 | 0 | 0 | 0 | 0 | 0 | 0 | 0 | 0 | |
| F2 | 403,695 | 577,403 | 128,391 | 418 | 123 | 1,172,370 | 206 | 307 | 513 | 1,985,995 | 28,477 | 23,765 | 17,443 | 41,208 | 24,143 | 0 | 24,143 | 3,252,706 | |
| F3 | 141,441 | 97,215 | 31,519 | 476 | 143 | 294,873 | 1,044 | 3,114 | 4,158 | 499,516 | 7,923 | 3,550 | 2,733 | 6,283 | 4,764 | 0 | 4,764 | 817,517 | |
| G | 62,104 | 83,385 | 11,650 | 420 | 123 | 164,760 | 1,168 | 12 | 1,180 | 279,103 | 3,307 | 3,393 | 2,816 | 6,209 | 3,480 | 0 | 3,480 | 458,039 | |
| H | 44,725 | 34,154 | 14,330 | 124 | 24 | 99,386 | 183 | 630 | 813 | 168,361 | 3,797 | 1,555 | 2,412 | 3,967 | 627 | 0 | 627 | 276,951 | |
| I | 14,826 | 15,478 | 6,794 | 58 | 10 | 40,077 | 61 | 118 | 179 | 67,892 | 1,488 | 578 | 602 | 1,180 | 446 | 0 | 446 | 111,262 | |
| 合計 | 3,137,117 | 3,198,574 | 1,086,724 | 517,979 | 3,016 | 7,952,958 | 37,917 | 45,281 | 83,198 | 13,472,315 | 221,877 | 125,143 | 130,038 | 255,181 | 144,587 | 0 | 144,587 | 22,130,116 | (単位:百万円) |

●事業を実施した場合

| 氾濫 ブロック | 水系名:利根川 河川名:利根川 事業所統計調査年:H13 国勢調査年:H17 流量規模:1/30 | | | | | | | | | | | | | | | | | | |
|------------|--|-----------|---------|---------|-------|-------|-----------|--------|--------------------|----------------|------------------|---------------|---------|---------|---------|---|---------|------------|----------|
| | 事業所資産 | | | | | 農漁家資産 | | | | | | | | | | | | | |
| | 家屋 | 家庭用品 | 在庫 | | 小計 | 水稲 | 畑作物 | 小計 | 公共土木 施設等 被害額 | 営業 停止 損失 | 家庭における 応急対策費用 | | | | | | | | |
| | | | 償却 | 在庫 | | | | | | | 清掃 労働 対価 | 代替 活動 等 | | | | | | | |
| A | 289,236 | 171,143 | 66,175 | 44,028 | 1,881 | 563 | 573,026 | 4,680 | 8,521 | 970,705 | 16,129 | 6,402 | 4,818 | 11,220 | 10,129 | 0 | 10,129 | 1,594,410 | |
| B | 486,594 | 298,967 | 126,313 | 79,151 | 1,812 | 545 | 993,382 | 2,645 | 20,667 | 1,682,790 | 30,449 | 11,286 | 8,443 | 19,729 | 21,481 | 0 | 21,481 | 2,771,143 | |
| C | 108,830 | 141,346 | 34,178 | 17,805 | 393 | 116 | 302,668 | 1,358 | 15 | 512,721 | 7,046 | 5,570 | 4,308 | 9,878 | 5,020 | 0 | 5,020 | 898,706 | |
| D-1 | 82,636 | 92,404 | 24,449 | 10,199 | 804 | 284 | 210,776 | 9,583 | 73 | 357,053 | 4,396 | 3,616 | 3,878 | 7,494 | 3,158 | 0 | 3,158 | 592,533 | |
| D-2 | 4,108 | 3,321 | 1,274 | 544 | 80 | 30 | 9,357 | 58 | 9 | 15,850 | 281 | 138 | 189 | 327 | 164 | 0 | 164 | 26,046 | |
| E | 973,889 | 1,025,855 | 441,681 | 179,592 | 2,182 | 763 | 2,623,962 | 15,387 | 8,336 | 4,444,991 | 85,878 | 43,139 | 58,920 | 102,059 | 42,587 | 0 | 42,587 | 7,323,200 | 148.5km |
| F1 | 0 | 0 | 0 | 0 | 0 | 0 | 0 | 0 | 0 | 0 | 0 | 0 | 0 | 0 | 0 | 0 | 0 | 0 | |
| F2 | 381,878 | 550,626 | 122,932 | 58,710 | 398 | 117 | 1,114,661 | 204 | 297 | 1,888,237 | 26,901 | 22,745 | 16,920 | 39,665 | 22,768 | 0 | 22,768 | 3,092,733 | |
| F3 | 135,397 | 94,340 | 30,071 | 22,759 | 456 | 138 | 283,161 | 1,024 | 3,052 | 479,676 | 7,509 | 3,420 | 2,650 | 6,070 | 4,618 | 0 | 4,618 | 785,110 | |
| G | 60,496 | 81,139 | 11,702 | 6,841 | 416 | 122 | 160,716 | 1,164 | 11 | 272,252 | 3,190 | 3,308 | 2,769 | 6,077 | 3,329 | 0 | 3,329 | 446,739 | |
| H | 27,060 | 16,854 | 8,617 | 3,804 | 55 | 9 | 56,399 | 140 | 481 | 95,540 | 2,818 | 1,024 | 1,741 | 2,765 | 208 | 0 | 208 | 158,351 | |
| I | 8,660 | 6,761 | 3,864 | 1,556 | 24 | 5 | 20,870 | 46 | 97 | 35,354 | 1,008 | 309 | 397 | 706 | 134 | 0 | 134 | 58,215 | |
| 合計 | 2,558,784 | 2,482,756 | 871,256 | 424,989 | 8,501 | 2,692 | 6,348,978 | 36,289 | 41,559 | 10,755,169 | 185,605 | 100,957 | 105,033 | 205,990 | 113,596 | 0 | 113,596 | 17,697,186 | (単位:百万円) |

⑦【S56.08.21】
●事業を実施しない場合
様式-3

| 氾濫 ブロック | 水系名:利根川 河川名:利根川 国勢調査年:H17 事業所統計調査年:H13 流量規模:1/50 | | | | | | | | | | | | | | | | | | | |
|------------|--|-----------|-----------|---------|--------|-------|------------|--------|--------|----------------|--------------------|----------------|------------------|---------|---------------------------|--------------|----|---------|------------|----------|
| | 事業所資産 | | | | | 農漁家資産 | | | | | 公共土木 施設等 被害額 | 営業 停止 損失 | 家庭における 応急対策費用 | | 事業所 における 応急対策 費用 | その他の 間接被害 | 小計 | 合計 | 備考 | |
| | 家庭用品 | 償却 | 在庫 | 償却 | 在庫 | 小計 | 水稲 | 畑作物 | 小計 | 清掃 労働 対価 | | | 代替 活動 等 | 小計 | | | | | | |
| | | | | | | | | | | | | | | | | | | | | |
| A | 369,805 | 202,416 | 75,302 | 52,642 | 2,276 | 671 | 702,912 | 4,963 | 9,265 | 14,228 | 1,190,734 | 19,861 | 7,640 | 5,582 | 13,222 | 12,115 | 0 | 12,115 | 1,953,072 | |
| B | 638,636 | 362,908 | 148,242 | 96,626 | 2,253 | 664 | 1,249,329 | 3,295 | 25,476 | 28,771 | 2,116,365 | 37,292 | 13,770 | 10,040 | 23,810 | 26,382 | 0 | 26,382 | 3,481,949 | |
| C | 145,048 | 173,274 | 44,256 | 22,187 | 446 | 129 | 385,340 | 1,431 | 15 | 1,446 | 652,766 | 9,345 | 6,918 | 4,859 | 11,777 | 6,550 | 0 | 6,550 | 1,067,224 | |
| D-1 | 98,483 | 107,939 | 28,053 | 12,424 | 906 | 320 | 248,125 | 10,179 | 77 | 10,256 | 420,322 | 5,109 | 4,239 | 4,317 | 8,556 | 3,972 | 0 | 3,972 | 696,340 | |
| D-2 | 8,860 | 11,121 | 2,065 | 834 | 87 | 32 | 22,999 | 69 | 12 | 81 | 38,961 | 440 | 405 | 530 | 935 | 301 | 0 | 301 | 63,717 | |
| E | 2,963,673 | 3,442,136 | 1,221,506 | 521,989 | 3,539 | 1,241 | 8,154,084 | 15,422 | 10,995 | 26,417 | 13,813,019 | 211,499 | 134,970 | 146,633 | 281,603 | 167,722 | 0 | 167,722 | 22,654,344 | 136.0km |
| F1 | 136,242 | 282,919 | 106,602 | 28,655 | 74 | 28 | 554,520 | 22 | 346 | 368 | 939,356 | 15,083 | 11,057 | 12,880 | 23,937 | 9,312 | 0 | 9,312 | 1,542,576 | |
| F2 | 492,599 | 662,233 | 144,143 | 73,840 | 463 | 135 | 1,373,413 | 207 | 316 | 523 | 2,326,561 | 34,623 | 27,578 | 18,830 | 46,408 | 27,561 | 0 | 27,561 | 3,809,089 | |
| F3 | 163,163 | 110,254 | 35,183 | 27,431 | 538 | 161 | 336,730 | 1,097 | 3,537 | 4,634 | 570,421 | 9,148 | 4,039 | 3,041 | 7,080 | 5,275 | 0 | 5,275 | 933,288 | |
| G | 85,807 | 105,688 | 14,423 | 8,650 | 473 | 139 | 215,180 | 1,215 | 14 | 1,229 | 364,513 | 4,250 | 4,354 | 3,344 | 7,698 | 4,324 | 0 | 4,324 | 597,194 | |
| H | 56,318 | 45,566 | 18,347 | 8,040 | 159 | 33 | 128,463 | 200 | 740 | 940 | 217,616 | 4,485 | 1,919 | 2,781 | 4,700 | 975 | 0 | 975 | 357,179 | |
| I | 17,280 | 18,467 | 9,178 | 4,639 | 70 | 12 | 49,646 | 77 | 133 | 210 | 84,100 | 1,937 | 693 | 704 | 1,397 | 583 | 0 | 583 | 137,873 | |
| 合計 | 5,175,714 | 5,524,921 | 1,847,300 | 857,957 | 11,284 | 3,565 | 13,420,741 | 38,177 | 50,926 | 89,103 | 22,734,734 | 353,072 | 217,582 | 213,541 | 431,123 | 265,072 | 0 | 265,072 | 37,293,845 | (単位:百万円) |

●事業を実施した場合

| 氾濫 ブロック | 水系名:利根川 河川名:利根川 国勢調査年:H17 事業所統計調査年:H13 流量規模:1/50 | | | | | | | | | | | | | | | | | | | |
|------------|--|-----------|-----------|---------|--------|-------|-----------|--------|--------|----------------|--------------------|----------------|------------------|---------|---------------------------|--------------|----|---------|------------|----------|
| | 事業所資産 | | | | | 農漁家資産 | | | | | 公共土木 施設等 被害額 | 営業 停止 損失 | 家庭における 応急対策費用 | | 事業所 における 応急対策 費用 | その他の 間接被害 | 小計 | 合計 | 備考 | |
| | 家庭用品 | 償却 | 在庫 | 償却 | 在庫 | 小計 | 水稲 | 畑作物 | 小計 | 清掃 労働 対価 | | | 代替 活動 等 | 小計 | | | | | | |
| | | | | | | | | | | | | | | | | | | | | |
| A | 352,093 | 195,709 | 72,559 | 50,135 | 2,184 | 648 | 673,328 | 4,881 | 9,119 | 14,000 | 1,140,620 | 18,994 | 7,371 | 5,430 | 12,801 | 11,553 | 0 | 11,553 | 1,871,296 | |
| B | 595,659 | 347,186 | 142,150 | 92,007 | 2,118 | 629 | 1,179,749 | 3,183 | 24,475 | 27,658 | 1,998,493 | 35,557 | 13,065 | 9,571 | 22,636 | 25,117 | 0 | 25,117 | 3,289,210 | |
| C | 137,805 | 167,564 | 44,340 | 21,563 | 428 | 125 | 371,625 | 1,400 | 15 | 1,415 | 629,534 | 8,845 | 6,633 | 4,762 | 11,395 | 6,371 | 0 | 6,371 | 1,029,185 | |
| D-1 | 95,019 | 104,070 | 27,557 | 11,994 | 881 | 313 | 239,834 | 10,067 | 75 | 10,142 | 406,279 | 4,976 | 4,061 | 4,222 | 8,283 | 3,826 | 0 | 3,826 | 673,340 | |
| D-2 | 7,797 | 7,735 | 1,822 | 726 | 85 | 32 | 18,197 | 69 | 12 | 81 | 30,826 | 390 | 300 | 449 | 749 | 209 | 0 | 209 | 50,452 | |
| E | 1,784,925 | 2,058,618 | 770,489 | 318,542 | 3,127 | 1,095 | 4,936,796 | 17,076 | 11,155 | 28,231 | 8,362,934 | 140,896 | 83,093 | 99,697 | 182,790 | 88,312 | 0 | 88,312 | 13,739,959 | 148.5km |
| F1 | 0 | 0 | 0 | 0 | 0 | 0 | 0 | 0 | 0 | 0 | 0 | 0 | 0 | 0 | 0 | 0 | 0 | 0 | 0 | |
| F2 | 455,884 | 631,611 | 139,040 | 69,503 | 448 | 130 | 1,296,616 | 207 | 310 | 517 | 2,196,470 | 31,960 | 25,975 | 18,288 | 44,263 | 26,595 | 0 | 26,595 | 3,596,421 | |
| F3 | 152,762 | 103,139 | 33,791 | 26,216 | 514 | 153 | 316,575 | 1,075 | 3,244 | 4,319 | 536,278 | 8,683 | 3,773 | 2,877 | 6,650 | 5,044 | 0 | 5,044 | 877,549 | |
| G | 76,969 | 100,093 | 14,484 | 8,357 | 461 | 135 | 200,499 | 1,192 | 13 | 1,205 | 339,645 | 4,068 | 4,116 | 3,237 | 7,353 | 4,231 | 0 | 4,231 | 557,001 | |
| H | 43,420 | 33,076 | 14,106 | 5,890 | 120 | 23 | 96,635 | 182 | 630 | 812 | 163,701 | 3,742 | 1,518 | 2,373 | 3,891 | 611 | 0 | 611 | 269,392 | |
| I | 14,127 | 14,401 | 6,584 | 2,780 | 52 | 9 | 37,953 | 61 | 118 | 179 | 64,292 | 1,435 | 544 | 591 | 1,135 | 412 | 0 | 412 | 105,406 | |
| 合計 | 3,716,260 | 3,763,202 | 1,266,922 | 607,713 | 10,418 | 3,292 | 9,367,807 | 39,393 | 49,166 | 88,559 | 15,869,072 | 259,546 | 150,449 | 151,497 | 301,946 | 172,281 | 0 | 172,281 | 26,059,211 | (単位:百万円) |

⑦【S56.08.21】

●事業を実施しない場合

様式-3

| 氾濫 ブロック | 水系名:利根川 河川名:利根川 | | | | | | | | | | 事業所統計調査年:H13 | | | | 備考 | | | |
|------------|-----------------|------------|-----------|-----------|--------|-------|------------|--------|--------------------|----------------|------------------|---------------|---------------------------|---------|---------|---------|------------|--------------|
| | 一般資産被害額 | | | | | 農漁家資産 | | | | | 家庭における 応急対策費用 | | | 小計 | | 合計 | 備考 | |
| | 家屋 | 家庭用品 | 償却 | 在庫 | 小計 | 水稲 | 畑作物 | 小計 | 公共土木 施設等 被害額 | 営業 停止 損失 | 清掃 労働 対価 | 代替 活動 等 | 事業所 における 応急対策 費用 | | | | | その他の 間接被害 |
| | | | | | | | | | | | | | | | | | | |
| A | 496,912 | 256,691 | 96,092 | 67,081 | 2,791 | 815 | 920,382 | 5,238 | 10,061 | 15,299 | 1,559,127 | 25,559 | 9,765 | 6,976 | 16,741 | 15,902 | 2,553,010 | |
| B | 792,671 | 446,186 | 178,949 | 117,911 | 2,712 | 804 | 1,539,233 | 3,680 | 30,627 | 34,307 | 2,607,462 | 46,088 | 16,878 | 12,017 | 28,895 | 32,470 | 4,288,455 | |
| C | 199,072 | 214,529 | 52,733 | 26,797 | 518 | 149 | 493,798 | 1,480 | 16 | 1,496 | 836,493 | 12,346 | 8,636 | 5,614 | 14,250 | 7,863 | 1,366,246 | |
| D-1 | 141,901 | 142,290 | 34,314 | 17,119 | 1,211 | 399 | 337,234 | 10,561 | 83 | 10,644 | 571,274 | 6,717 | 5,539 | 5,208 | 10,747 | 5,783 | 942,399 | |
| D-2 | 15,781 | 17,334 | 4,189 | 1,854 | 165 | 57 | 39,380 | 102 | 31 | 133 | 66,710 | 904 | 640 | 747 | 1,387 | 570 | 109,084 | |
| E | 6,462,237 | 7,267,437 | 2,143,312 | 1,031,104 | 5,617 | 1,851 | 16,911,558 | 18,418 | 14,234 | 32,652 | 28,648,180 | 407,158 | 273,443 | 243,295 | 516,738 | 369,880 | 46,886,166 | 136.0km |
| F1 | 261,352 | 497,026 | 236,010 | 60,925 | 179 | 67 | 1,055,559 | 35 | 522 | 557 | 1,788,115 | 33,846 | 21,395 | 22,856 | 44,251 | 19,885 | 2,942,213 | |
| F2 | 628,011 | 776,402 | 172,288 | 90,030 | 534 | 153 | 1,667,418 | 366 | 469 | 835 | 2,824,604 | 46,289 | 32,948 | 21,199 | 54,147 | 33,005 | 4,626,298 | |
| F3 | 234,402 | 157,027 | 46,066 | 35,432 | 746 | 221 | 473,894 | 1,288 | 4,986 | 6,274 | 802,777 | 12,695 | 5,898 | 4,141 | 10,039 | 7,112 | 1,312,791 | |
| G | 132,589 | 159,527 | 22,599 | 12,423 | 674 | 203 | 328,015 | 1,609 | 24 | 1,633 | 555,659 | 6,850 | 6,632 | 5,042 | 11,674 | 5,746 | 909,577 | |
| H | 69,726 | 60,424 | 22,762 | 10,008 | 210 | 46 | 163,176 | 217 | 823 | 1,040 | 276,421 | 5,126 | 2,374 | 3,180 | 5,554 | 1,424 | 452,741 | |
| I | 19,615 | 21,685 | 11,072 | 6,099 | 78 | 13 | 58,562 | 86 | 144 | 230 | 99,204 | 2,409 | 813 | 786 | 1,599 | 824 | 162,828 | |
| 合計 | 9,454,269 | 10,016,558 | 3,020,386 | 1,476,783 | 15,435 | 4,778 | 23,988,209 | 43,080 | 62,020 | 105,100 | 40,636,026 | 605,987 | 384,961 | 331,061 | 716,022 | 500,464 | 66,551,808 | (単位:百万円) |

●事業を実施した場合

様式-3

| 氾濫 ブロック | 水系名:利根川 河川名:利根川 | | | | | | | | | | 事業所統計調査年:H13 | | | | 備考 | | | |
|------------|-----------------|-----------|-----------|-----------|--------|-------|------------|--------|--------------------|----------------|------------------|---------------|---------------------------|---------|---------|---------|------------|--------------|
| | 一般資産被害額 | | | | | 農漁家資産 | | | | | 家庭における 応急対策費用 | | | 小計 | | 合計 | 備考 | |
| | 家屋 | 家庭用品 | 償却 | 在庫 | 小計 | 水稲 | 畑作物 | 小計 | 公共土木 施設等 被害額 | 営業 停止 損失 | 清掃 労働 対価 | 代替 活動 等 | 事業所 における 応急対策 費用 | | | | | その他の 間接被害 |
| | | | | | | | | | | | | | | | | | | |
| A | 475,828 | 247,404 | 92,467 | 64,201 | 2,736 | 801 | 883,437 | 5,218 | 10,037 | 15,255 | 1,496,542 | 24,524 | 9,408 | 6,768 | 16,176 | 15,301 | 2,451,235 | |
| B | 778,031 | 438,302 | 175,017 | 115,067 | 2,668 | 790 | 1,509,875 | 3,647 | 30,198 | 33,845 | 2,557,729 | 45,075 | 16,575 | 11,824 | 28,399 | 31,757 | 4,206,680 | |
| C | 194,613 | 212,033 | 52,364 | 26,572 | 513 | 147 | 486,242 | 1,478 | 16 | 1,494 | 823,695 | 12,169 | 8,523 | 5,581 | 14,104 | 7,796 | 1,345,500 | |
| D-1 | 139,217 | 140,052 | 33,888 | 16,904 | 1,177 | 392 | 331,630 | 10,549 | 83 | 10,632 | 561,780 | 6,632 | 5,457 | 5,153 | 10,610 | 5,653 | 926,937 | |
| D-2 | 15,379 | 17,244 | 4,128 | 1,840 | 165 | 57 | 38,813 | 100 | 29 | 129 | 65,748 | 881 | 627 | 724 | 1,351 | 570 | 107,492 | |
| E | 5,780,514 | 6,497,712 | 1,926,745 | 919,660 | 5,116 | 1,700 | 15,131,447 | 17,267 | 13,356 | 30,623 | 25,632,672 | 366,528 | 245,854 | 224,306 | 470,160 | 328,129 | 41,959,559 | 136.0km |
| F1 | 252,573 | 484,067 | 225,084 | 58,624 | 173 | 65 | 1,020,586 | 32 | 490 | 522 | 1,728,872 | 32,269 | 20,767 | 22,226 | 42,993 | 19,380 | 2,844,622 | |
| F2 | 621,684 | 771,672 | 170,794 | 89,042 | 528 | 151 | 1,653,871 | 283 | 427 | 710 | 2,801,657 | 45,406 | 32,677 | 21,054 | 53,731 | 32,860 | 4,588,235 | |
| F3 | 223,055 | 149,977 | 44,688 | 34,474 | 714 | 213 | 453,121 | 1,284 | 4,808 | 6,092 | 767,588 | 12,293 | 5,617 | 4,011 | 9,628 | 6,818 | 1,255,540 | |
| G | 130,524 | 157,261 | 21,469 | 12,192 | 663 | 199 | 322,308 | 1,570 | 24 | 1,594 | 545,990 | 6,703 | 6,533 | 4,957 | 11,490 | 5,638 | 893,723 | |
| H | 68,966 | 59,672 | 22,653 | 9,961 | 205 | 45 | 161,502 | 216 | 813 | 1,029 | 273,583 | 5,111 | 2,353 | 3,165 | 5,518 | 1,403 | 448,146 | |
| I | 19,615 | 21,685 | 11,072 | 6,099 | 78 | 13 | 58,562 | 86 | 144 | 230 | 99,204 | 2,409 | 813 | 786 | 1,599 | 824 | 162,828 | |
| 合計 | 8,699,999 | 9,197,081 | 2,780,369 | 1,354,636 | 14,736 | 4,573 | 22,051,394 | 41,730 | 60,425 | 102,155 | 37,355,060 | 560,000 | 355,204 | 310,555 | 665,759 | 456,129 | 61,190,497 | (単位:百万円) |

⑦【S56.08.21】

●事業を実施しない場合

様式-3

| 氾濫ブロック | 水系名:利根川 河川名:利根川 | | | | | | | | | | 事業所統計調査年:H13 | | | | 合計 | 備考 | | | | |
|--------|-----------------|------------|-----------|-----------|--------|-------|------------|--------|--------|---------|--------------|---------|---------|----------|---------|---------|---|---------|------------|----------|
| | 一般資産被害額 | | | | | 農漁家資産 | | | | | 家庭における応急対策費用 | | 小計 | その他の間接被害 | | | | | | |
| | 事業所資産 | | 在庫 | | | 農漁家資産 | | 在庫 | | | 清掃労働対価 | 代替活動等 | | | | | | | | |
| | 償却 | 在庫 | 償却 | 在庫 | 償却 | 在庫 | 償却 | 在庫 | 小計 | | | | | | | | | | | |
| A | 616,224 | 311,771 | 113,767 | 77,998 | 3,123 | 894 | 1,123,777 | 5,407 | 10,233 | 15,640 | 1,903,677 | 30,489 | 11,815 | 8,391 | 20,206 | 19,567 | 0 | 19,567 | 3,113,356 | |
| B | 915,897 | 505,989 | 207,416 | 135,104 | 2,985 | 882 | 1,768,273 | 3,929 | 33,958 | 37,887 | 2,995,453 | 53,364 | 19,269 | 13,825 | 33,094 | 36,512 | 0 | 36,512 | 4,924,593 | |
| C | 217,286 | 228,039 | 54,338 | 28,191 | 541 | 155 | 528,550 | 1,491 | 17 | 1,508 | 895,364 | 13,291 | 9,276 | 5,898 | 15,174 | 8,491 | 0 | 8,491 | 1,462,378 | |
| D-1 | 162,081 | 158,105 | 37,664 | 18,862 | 1,353 | 430 | 378,495 | 10,636 | 85 | 10,721 | 641,172 | 7,402 | 6,176 | 5,641 | 11,817 | 6,412 | 0 | 6,412 | 1,056,019 | |
| D-2 | 21,973 | 21,690 | 4,852 | 2,123 | 185 | 62 | 50,885 | 113 | 35 | 148 | 86,200 | 1,014 | 834 | 876 | 1,710 | 703 | 0 | 703 | 140,660 | |
| E | 9,099,823 | 9,323,218 | 2,620,917 | 1,335,890 | 7,374 | 2,354 | 22,389,576 | 23,592 | 17,892 | 41,484 | 37,927,940 | 542,737 | 361,631 | 287,702 | 649,333 | 479,706 | 0 | 479,706 | 62,030,776 | 136.0km |
| F1 | 292,579 | 556,126 | 277,583 | 72,463 | 205 | 79 | 1,199,035 | 40 | 574 | 614 | 2,031,164 | 39,388 | 24,033 | 25,036 | 49,069 | 23,783 | 0 | 23,783 | 3,343,053 | |
| F2 | 669,106 | 814,292 | 183,989 | 96,057 | 569 | 163 | 1,764,176 | 421 | 584 | 1,005 | 2,988,515 | 49,761 | 34,542 | 22,027 | 56,569 | 34,895 | 0 | 34,895 | 4,894,921 | |
| F3 | 307,878 | 213,715 | 59,932 | 43,483 | 909 | 267 | 626,184 | 1,325 | 6,499 | 7,824 | 1,060,755 | 16,266 | 8,039 | 5,901 | 13,940 | 8,712 | 0 | 8,712 | 1,733,681 | |
| G | 169,590 | 208,292 | 27,274 | 14,701 | 826 | 250 | 420,933 | 1,881 | 33 | 1,914 | 713,060 | 8,325 | 8,730 | 6,559 | 15,289 | 6,869 | 0 | 6,869 | 1,166,390 | |
| H | 78,105 | 67,371 | 24,419 | 10,826 | 274 | 57 | 181,052 | 224 | 839 | 1,063 | 306,701 | 5,383 | 2,609 | 3,348 | 5,957 | 1,649 | 0 | 1,649 | 501,805 | |
| I | 20,928 | 23,843 | 11,884 | 6,854 | 85 | 14 | 63,608 | 87 | 144 | 231 | 107,751 | 2,633 | 880 | 828 | 1,708 | 893 | 0 | 893 | 176,824 | |
| 合計 | 12,571,470 | 12,432,451 | 3,624,035 | 1,842,552 | 18,429 | 5,607 | 30,494,544 | 49,146 | 70,893 | 120,039 | 51,657,752 | 770,053 | 487,834 | 386,032 | 873,866 | 628,192 | 0 | 628,192 | 84,544,446 | (単位:百万円) |

●事業を実施した場合

様式-3

| 氾濫ブロック | 水系名:利根川 河川名:利根川 | | | | | | | | | | 事業所統計調査年:H13 | | | | 合計 | 備考 | | | | |
|--------|-----------------|------------|-----------|-----------|--------|-------|------------|--------|--------|---------|--------------|---------|---------|----------|---------|---------|---|---------|------------|----------|
| | 一般資産被害額 | | | | | 農漁家資産 | | | | | 家庭における応急対策費用 | | 小計 | その他の間接被害 | | | | | | |
| | 事業所資産 | | 在庫 | | | 農漁家資産 | | 在庫 | | | 清掃労働対価 | 代替活動等 | | | | | | | | |
| | 償却 | 在庫 | 償却 | 在庫 | 償却 | 在庫 | 償却 | 在庫 | 小計 | | | | | | | | | | | |
| A | 597,322 | 303,291 | 110,700 | 76,750 | 3,092 | 886 | 1,092,041 | 5,388 | 10,208 | 15,596 | 1,849,918 | 29,912 | 11,496 | 8,137 | 19,633 | 19,042 | 0 | 19,042 | 3,026,142 | |
| B | 908,326 | 502,493 | 206,195 | 134,410 | 2,963 | 875 | 1,755,262 | 3,923 | 33,900 | 37,823 | 2,973,415 | 53,007 | 19,126 | 13,693 | 32,819 | 36,399 | 0 | 36,399 | 4,888,725 | |
| C | 213,072 | 224,770 | 53,465 | 28,000 | 540 | 154 | 520,001 | 1,490 | 17 | 1,507 | 880,882 | 13,172 | 9,148 | 5,861 | 15,009 | 8,426 | 0 | 8,426 | 1,438,997 | |
| D-1 | 158,916 | 155,955 | 37,384 | 18,657 | 1,341 | 428 | 372,681 | 10,633 | 85 | 10,718 | 631,323 | 7,312 | 6,084 | 5,568 | 11,652 | 6,358 | 0 | 6,358 | 1,040,044 | |
| D-2 | 21,962 | 21,687 | 4,840 | 2,118 | 185 | 62 | 50,854 | 111 | 35 | 146 | 86,149 | 1,009 | 833 | 875 | 1,708 | 703 | 0 | 703 | 140,569 | |
| E | 8,785,180 | 8,998,997 | 2,566,925 | 1,293,203 | 7,080 | 2,275 | 21,653,660 | 23,295 | 17,715 | 41,010 | 36,681,301 | 526,738 | 349,676 | 282,130 | 631,806 | 463,446 | 0 | 463,446 | 59,997,961 | 136.0km |
| F1 | 290,931 | 553,713 | 276,512 | 72,063 | 204 | 78 | 1,193,501 | 39 | 574 | 613 | 2,021,791 | 39,245 | 23,930 | 24,970 | 48,900 | 23,711 | 0 | 23,711 | 3,327,761 | |
| F2 | 666,130 | 810,565 | 183,377 | 95,618 | 568 | 163 | 1,756,421 | 418 | 581 | 999 | 2,975,377 | 49,572 | 34,401 | 21,957 | 56,358 | 34,653 | 0 | 34,653 | 4,873,380 | |
| F3 | 304,139 | 210,066 | 59,388 | 43,235 | 899 | 264 | 617,991 | 1,321 | 6,444 | 7,765 | 1,046,877 | 16,138 | 7,907 | 5,816 | 13,723 | 8,633 | 0 | 8,633 | 1,711,127 | |
| G | 163,404 | 197,870 | 26,739 | 14,517 | 820 | 248 | 403,598 | 1,869 | 30 | 1,899 | 683,695 | 8,194 | 8,400 | 6,445 | 14,845 | 6,789 | 0 | 6,789 | 1,119,020 | |
| H | 75,566 | 65,778 | 24,335 | 10,748 | 250 | 52 | 176,729 | 223 | 837 | 1,060 | 299,380 | 5,340 | 2,558 | 3,318 | 5,876 | 1,642 | 0 | 1,642 | 490,027 | |
| I | 20,923 | 23,836 | 11,881 | 6,852 | 84 | 13 | 63,589 | 86 | 144 | 230 | 107,723 | 2,632 | 880 | 828 | 1,708 | 893 | 0 | 893 | 176,775 | |
| 合計 | 12,205,871 | 12,069,021 | 3,561,741 | 1,796,171 | 18,026 | 5,498 | 29,656,328 | 48,796 | 70,570 | 119,366 | 50,237,831 | 752,271 | 474,439 | 379,598 | 854,037 | 610,695 | 0 | 610,695 | 82,230,528 | (単位:百万円) |

⑧【S57.07.31】
●事業を実施しない場合
様式-3

| 氾濫 ブロック | 水系名:利根川 河川名:利根川 国勢調査年:H17 事業所統計調査年:H13 流量規模:1/3 | | | | | | | | | | | | | | | | | | | |
|------------|---|------|-------|----|----------|----|----|----|------------------|----|--------------------|------------------|----------------|---------------|----|---------------------------|--------------|----|----|----|
| | 事業所資産被雪額 | | | | 農漁家資産被雪額 | | | | 農業調査年:H17 農作物被雪額 | | | 家庭における 応急対策費用 | | | | | | | | |
| | 家屋 | 家庭用品 | 事業所資産 | | 償却 | 在庫 | 小計 | 水稻 | 畑作物 | 小計 | 公共土木 施設等 被害額 | 営業 停止 損失 | 清掃 労働 対価 | 代替 活動 等 | 小計 | 事業所 における 応急対策 費用 | その他の 間接被害 | 小計 | 合計 | 備考 |
| | | | 償却 | 在庫 | | | | | | | | | | | | | | | | |
| A | 0 | 0 | 0 | 0 | 0 | 0 | 0 | 0 | 0 | 0 | 0 | 0 | 0 | 0 | 0 | 0 | 0 | 0 | 0 | 0 |
| B | 0 | 0 | 0 | 0 | 0 | 0 | 0 | 0 | 0 | 0 | 0 | 0 | 0 | 0 | 0 | 0 | 0 | 0 | 0 | 0 |
| C | 0 | 0 | 0 | 0 | 0 | 0 | 0 | 0 | 0 | 0 | 0 | 0 | 0 | 0 | 0 | 0 | 0 | 0 | 0 | 0 |
| D-1 | 0 | 0 | 0 | 0 | 0 | 0 | 0 | 0 | 0 | 0 | 0 | 0 | 0 | 0 | 0 | 0 | 0 | 0 | 0 | 0 |
| D-2 | 0 | 0 | 0 | 0 | 0 | 0 | 0 | 0 | 0 | 0 | 0 | 0 | 0 | 0 | 0 | 0 | 0 | 0 | 0 | 0 |
| E | 0 | 0 | 0 | 0 | 0 | 0 | 0 | 0 | 0 | 0 | 0 | 0 | 0 | 0 | 0 | 0 | 0 | 0 | 0 | 0 |
| F1 | 0 | 0 | 0 | 0 | 0 | 0 | 0 | 0 | 0 | 0 | 0 | 0 | 0 | 0 | 0 | 0 | 0 | 0 | 0 | 0 |
| F2 | 0 | 0 | 0 | 0 | 0 | 0 | 0 | 0 | 0 | 0 | 0 | 0 | 0 | 0 | 0 | 0 | 0 | 0 | 0 | 0 |
| F3 | 0 | 0 | 0 | 0 | 0 | 0 | 0 | 0 | 0 | 0 | 0 | 0 | 0 | 0 | 0 | 0 | 0 | 0 | 0 | 0 |
| G | 0 | 0 | 0 | 0 | 0 | 0 | 0 | 0 | 0 | 0 | 0 | 0 | 0 | 0 | 0 | 0 | 0 | 0 | 0 | 0 |
| H | 0 | 0 | 0 | 0 | 0 | 0 | 0 | 0 | 0 | 0 | 0 | 0 | 0 | 0 | 0 | 0 | 0 | 0 | 0 | 0 |
| I | 0 | 0 | 0 | 0 | 0 | 0 | 0 | 0 | 0 | 0 | 0 | 0 | 0 | 0 | 0 | 0 | 0 | 0 | 0 | 0 |
| 合計 | 0 | 0 | 0 | 0 | 0 | 0 | 0 | 0 | 0 | 0 | 0 | 0 | 0 | 0 | 0 | 0 | 0 | 0 | 0 | 0 |

●事業を実施した場合
様式-3

| 氾濫 ブロック | 水系名:利根川 河川名:利根川 国勢調査年:H17 事業所統計調査年:H13 流量規模:1/3 | | | | | | | | | | | | | | | | | | | |
|------------|---|------|-------|----|----------|----|----|----|------------------|----|--------------------|------------------|----------------|---------------|----|---------------------------|--------------|----|----|----|
| | 事業所資産被雪額 | | | | 農漁家資産被雪額 | | | | 農業調査年:H17 農作物被雪額 | | | 家庭における 応急対策費用 | | | | | | | | |
| | 家屋 | 家庭用品 | 事業所資産 | | 償却 | 在庫 | 小計 | 水稻 | 畑作物 | 小計 | 公共土木 施設等 被害額 | 営業 停止 損失 | 清掃 労働 対価 | 代替 活動 等 | 小計 | 事業所 における 応急対策 費用 | その他の 間接被害 | 小計 | 合計 | 備考 |
| | | | 償却 | 在庫 | | | | | | | | | | | | | | | | |
| A | 0 | 0 | 0 | 0 | 0 | 0 | 0 | 0 | 0 | 0 | 0 | 0 | 0 | 0 | 0 | 0 | 0 | 0 | 0 | 0 |
| B | 0 | 0 | 0 | 0 | 0 | 0 | 0 | 0 | 0 | 0 | 0 | 0 | 0 | 0 | 0 | 0 | 0 | 0 | 0 | 0 |
| C | 0 | 0 | 0 | 0 | 0 | 0 | 0 | 0 | 0 | 0 | 0 | 0 | 0 | 0 | 0 | 0 | 0 | 0 | 0 | 0 |
| D-1 | 0 | 0 | 0 | 0 | 0 | 0 | 0 | 0 | 0 | 0 | 0 | 0 | 0 | 0 | 0 | 0 | 0 | 0 | 0 | 0 |
| D-2 | 0 | 0 | 0 | 0 | 0 | 0 | 0 | 0 | 0 | 0 | 0 | 0 | 0 | 0 | 0 | 0 | 0 | 0 | 0 | 0 |
| E | 0 | 0 | 0 | 0 | 0 | 0 | 0 | 0 | 0 | 0 | 0 | 0 | 0 | 0 | 0 | 0 | 0 | 0 | 0 | 0 |
| F1 | 0 | 0 | 0 | 0 | 0 | 0 | 0 | 0 | 0 | 0 | 0 | 0 | 0 | 0 | 0 | 0 | 0 | 0 | 0 | 0 |
| F2 | 0 | 0 | 0 | 0 | 0 | 0 | 0 | 0 | 0 | 0 | 0 | 0 | 0 | 0 | 0 | 0 | 0 | 0 | 0 | 0 |
| F3 | 0 | 0 | 0 | 0 | 0 | 0 | 0 | 0 | 0 | 0 | 0 | 0 | 0 | 0 | 0 | 0 | 0 | 0 | 0 | 0 |
| G | 0 | 0 | 0 | 0 | 0 | 0 | 0 | 0 | 0 | 0 | 0 | 0 | 0 | 0 | 0 | 0 | 0 | 0 | 0 | 0 |
| H | 0 | 0 | 0 | 0 | 0 | 0 | 0 | 0 | 0 | 0 | 0 | 0 | 0 | 0 | 0 | 0 | 0 | 0 | 0 | 0 |
| I | 0 | 0 | 0 | 0 | 0 | 0 | 0 | 0 | 0 | 0 | 0 | 0 | 0 | 0 | 0 | 0 | 0 | 0 | 0 | 0 |
| 合計 | 0 | 0 | 0 | 0 | 0 | 0 | 0 | 0 | 0 | 0 | 0 | 0 | 0 | 0 | 0 | 0 | 0 | 0 | 0 | 0 |

⑧【S57.07.31】
●事業を実施しない場合
様式-3

| 氾濫 ブロック | 水系名:利根川 河川名:利根川 国勢調査年:H17 事業所統計調査年:H13 流量規模:1/5 | | | | | | | | | | | |
|------------|---|--------|-------|-------|----|--------|--------|-------|--------------------|----------------|------------------|---------------|
| | 一般資産被害額 | | | | | 農作物被害額 | | | | | | |
| | 家屋 | 家庭用品 | 事業所資産 | | 小計 | 水稻 | 畑作物 | 小計 | 公共土木 施設等 被害額 | 営業 停止 損失 | 家庭における 応急対策費用 | |
| | | | 償却 | 在庫 | | | | | | | 清掃 労働 対価 | 代替 活動 等 |
| A | 0 | 0 | 0 | 0 | 0 | 0 | 0 | 0 | 0 | 0 | 0 | 0 |
| B | 0 | 0 | 0 | 0 | 0 | 0 | 0 | 0 | 0 | 0 | 0 | 0 |
| C | 0 | 0 | 0 | 0 | 0 | 0 | 0 | 0 | 0 | 0 | 0 | 0 |
| D-1 | 0 | 0 | 0 | 0 | 0 | 0 | 0 | 0 | 0 | 0 | 0 | 0 |
| D-2 | 146 | 104 | 80 | 28 | 2 | 21 | 366 | 22 | 21 | 9 | 14 | 1 |
| E | 0 | 0 | 0 | 0 | 0 | 0 | 0 | 0 | 0 | 0 | 0 | 0 |
| F1 | 0 | 0 | 0 | 0 | 0 | 0 | 0 | 0 | 0 | 0 | 0 | 0 |
| F2 | 0 | 0 | 0 | 0 | 0 | 0 | 0 | 0 | 0 | 0 | 0 | 0 |
| F3 | 35,676 | 23,219 | 9,327 | 6,075 | 39 | 481 | 74,454 | 1,013 | 2,136 | 998 | 1,859 | 0 |
| G | 3 | 3 | 1 | 0 | 0 | 3 | 7 | 3 | 13 | 0 | 0 | 0 |
| H | 0 | 0 | 0 | 0 | 0 | 0 | 0 | 0 | 0 | 0 | 0 | 0 |
| I | 0 | 0 | 0 | 0 | 0 | 0 | 0 | 0 | 0 | 0 | 0 | 0 |
| 合計 | 35,825 | 23,326 | 9,408 | 6,103 | 41 | 505 | 74,827 | 1,014 | 2,157 | 1,007 | 1,873 | 0 |

●事業を実施した場合
様式-3

| 氾濫 ブロック | 水系名:利根川 河川名:利根川 国勢調査年:H17 事業所統計調査年:H13 流量規模:1/5 | | | | | | | | | | | |
|------------|---|--------|-------|-------|----|--------|--------|-------|--------------------|----------------|------------------|---------------|
| | 一般資産被害額 | | | | | 農作物被害額 | | | | | | |
| | 家屋 | 家庭用品 | 事業所資産 | | 小計 | 水稻 | 畑作物 | 小計 | 公共土木 施設等 被害額 | 営業 停止 損失 | 家庭における 応急対策費用 | |
| | | | 償却 | 在庫 | | | | | | | 清掃 労働 対価 | 代替 活動 等 |
| A | 0 | 0 | 0 | 0 | 0 | 0 | 0 | 0 | 0 | 0 | 0 | 0 |
| B | 0 | 0 | 0 | 0 | 0 | 0 | 0 | 0 | 0 | 0 | 0 | 0 |
| C | 0 | 0 | 0 | 0 | 0 | 0 | 0 | 0 | 0 | 0 | 0 | 0 |
| D-1 | 0 | 0 | 0 | 0 | 0 | 0 | 0 | 0 | 0 | 0 | 0 | 0 |
| D-2 | 119 | 84 | 77 | 27 | 4 | 11 | 312 | 12 | 19 | 6 | 10 | 1 |
| E | 0 | 0 | 0 | 0 | 0 | 0 | 0 | 0 | 0 | 0 | 0 | 0 |
| F1 | 0 | 0 | 0 | 0 | 0 | 0 | 0 | 0 | 0 | 0 | 0 | 0 |
| F2 | 0 | 0 | 0 | 0 | 0 | 0 | 0 | 0 | 0 | 0 | 0 | 0 |
| F3 | 27,906 | 15,928 | 6,549 | 4,370 | 31 | 455 | 54,875 | 1,357 | 1,600 | 764 | 1,391 | 0 |
| G | 3 | 3 | 1 | 0 | 0 | 3 | 7 | 3 | 13 | 0 | 0 | 0 |
| H | 0 | 0 | 0 | 0 | 0 | 0 | 0 | 0 | 0 | 0 | 0 | 0 |
| I | 0 | 0 | 0 | 0 | 0 | 0 | 0 | 0 | 0 | 0 | 0 | 0 |
| 合計 | 28,028 | 16,015 | 6,627 | 4,397 | 32 | 469 | 55,194 | 1,372 | 1,619 | 770 | 1,401 | 0 |

⑧【S57.07.31】
●事業を実施しない場合
様式-3

| 氾濫 ブロック | 水系名:利根川 河川名:利根川 国勢調査年:H17 事業所統計調査年:H13 流量規模:1/10 | | | | | | | | | | | | | | | | | |
|------------|--|---------|---------|---------|-------|------------------|-----------|--------|--------|-----------|--------------------|----------------|----------------|---------------|--------|---|--------|-----------|
| | 事業所資産被書額 | | | | | 家庭における 緊急対策費用 | | | | | | | | | | | | |
| | 家屋 | 家庭用品 | 事業所資産 | | 農業資産 | 農作物被書額 | 小計 | 水稲 | 畑作物 | 小計 | 公共土木 施設等 被書額 | | | | | | | |
| | | | 償却 | 在庫 | | | | | | | | 営業 停止 損失 | 清掃 労働 対価 | 代替 活動 等 | 小計 | | | |
| A | 174,531 | 122,851 | 52,133 | 31,147 | 1,256 | 397 | 4,209 | 7,244 | 11,453 | 647,642 | 10,971 | 4,537 | 3,821 | 8,358 | 7,156 | 0 | 7,156 | 1,067,895 |
| B | 283,031 | 194,776 | 83,063 | 50,817 | 1,088 | 330 | 2,239 | 13,188 | 15,427 | 1,038,600 | 19,807 | 7,302 | 5,608 | 12,910 | 13,909 | 0 | 13,909 | 1,713,758 |
| C | 0 | 0 | 0 | 0 | 0 | 0 | 0 | 0 | 0 | 0 | 0 | 0 | 0 | 0 | 0 | 0 | 0 | 0 |
| D-1 | 46,934 | 52,576 | 15,991 | 5,237 | 542 | 192 | 7,018 | 58 | 7,076 | 205,773 | 2,576 | 2,131 | 2,621 | 4,752 | 1,471 | 0 | 1,471 | 343,120 |
| D-2 | 1,353 | 1,091 | 440 | 151 | 47 | 16 | 3,098 | 3 | 42 | 5,250 | 91 | 45 | 75 | 120 | 33 | 0 | 33 | 8,634 |
| E | 0 | 0 | 0 | 0 | 0 | 0 | 0 | 0 | 0 | 0 | 0 | 0 | 0 | 0 | 0 | 0 | 0 | 0 |
| F1 | 0 | 0 | 0 | 0 | 0 | 0 | 0 | 0 | 0 | 0 | 0 | 0 | 0 | 0 | 0 | 0 | 0 | 0 |
| F2 | 0 | 0 | 0 | 0 | 0 | 0 | 0 | 0 | 0 | 0 | 0 | 0 | 0 | 0 | 0 | 0 | 0 | 0 |
| F3 | 76,920 | 53,204 | 19,529 | 13,567 | 242 | 77 | 163,539 | 875 | 2,877 | 277,036 | 4,269 | 2,009 | 1,815 | 3,824 | 2,838 | 0 | 2,838 | 454,383 |
| G | 22,353 | 33,968 | 4,650 | 2,769 | 193 | 67 | 64,000 | 1,043 | 6 | 108,415 | 1,231 | 1,350 | 1,389 | 2,739 | 1,311 | 0 | 1,311 | 178,745 |
| H | 3,201 | 1,283 | 800 | 309 | 5 | 0 | 5,598 | 46 | 158 | 9,485 | 279 | 114 | 202 | 316 | 13 | 0 | 13 | 15,849 |
| I | 1,717 | 952 | 1,310 | 638 | 0 | 0 | 4,617 | 29 | 63 | 7,823 | 530 | 87 | 154 | 241 | 28 | 0 | 28 | 13,302 |
| 合計 | 610,040 | 460,701 | 177,916 | 104,635 | 3,373 | 1,079 | 1,357,744 | 15,498 | 38,145 | 2,300,024 | 39,754 | 17,575 | 15,685 | 33,260 | 26,759 | 0 | 26,759 | 3,795,686 |

●事業を実施した場合
様式-3

| 氾濫 ブロック | 水系名:利根川 河川名:利根川 国勢調査年:H17 事業所統計調査年:H13 流量規模:1/10 | | | | | | | | | | | | | | | | | |
|------------|--|---------|---------|--------|-------|------------------|---------|--------|--------|-----------|--------------------|----------------|----------------|---------------|--------|---|--------|-----------|
| | 事業所資産被書額 | | | | | 家庭における 緊急対策費用 | | | | | | | | | | | | |
| | 家屋 | 家庭用品 | 事業所資産 | | 農業資産 | 農作物被書額 | 小計 | 水稲 | 畑作物 | 小計 | 公共土木 施設等 被書額 | | | | | | | |
| | | | 償却 | 在庫 | | | | | | | | 営業 停止 損失 | 清掃 労働 対価 | 代替 活動 等 | 小計 | | | |
| A | 0 | 0 | 0 | 0 | 0 | 0 | 0 | 0 | 0 | 0 | 0 | 0 | 0 | 0 | 0 | 0 | 0 | 0 |
| B | 247,515 | 172,352 | 72,255 | 43,035 | 888 | 270 | 536,315 | 2,058 | 11,822 | 908,520 | 17,339 | 6,506 | 5,037 | 11,543 | 12,612 | 0 | 12,612 | 1,500,209 |
| C | 0 | 0 | 0 | 0 | 0 | 0 | 0 | 0 | 0 | 0 | 0 | 0 | 0 | 0 | 0 | 0 | 0 | 0 |
| D-1 | 44,327 | 49,517 | 14,637 | 4,673 | 511 | 180 | 113,845 | 6,684 | 56 | 192,854 | 2,393 | 2,005 | 2,472 | 4,477 | 1,327 | 0 | 1,327 | 321,636 |
| D-2 | 1,024 | 911 | 307 | 120 | 46 | 15 | 2,423 | 36 | 39 | 4,106 | 73 | 34 | 55 | 89 | 22 | 0 | 22 | 6,752 |
| E | 0 | 0 | 0 | 0 | 0 | 0 | 0 | 0 | 0 | 0 | 0 | 0 | 0 | 0 | 0 | 0 | 0 | 0 |
| F1 | 0 | 0 | 0 | 0 | 0 | 0 | 0 | 0 | 0 | 0 | 0 | 0 | 0 | 0 | 0 | 0 | 0 | 0 |
| F2 | 0 | 0 | 0 | 0 | 0 | 0 | 0 | 0 | 0 | 0 | 0 | 0 | 0 | 0 | 0 | 0 | 0 | 0 |
| F3 | 68,176 | 47,356 | 17,711 | 12,095 | 216 | 70 | 145,624 | 831 | 1,755 | 246,686 | 3,773 | 1,791 | 1,667 | 3,458 | 2,584 | 0 | 2,584 | 404,711 |
| G | 20,612 | 29,552 | 3,783 | 2,402 | 163 | 56 | 56,568 | 959 | 5 | 95,826 | 995 | 1,150 | 1,126 | 2,276 | 1,184 | 0 | 1,184 | 157,813 |
| H | 0 | 0 | 0 | 0 | 0 | 0 | 0 | 0 | 0 | 0 | 0 | 0 | 0 | 0 | 0 | 0 | 0 | 0 |
| I | 0 | 0 | 0 | 0 | 0 | 0 | 0 | 0 | 0 | 0 | 0 | 0 | 0 | 0 | 0 | 0 | 0 | 0 |
| 合計 | 381,654 | 299,688 | 108,693 | 62,325 | 1,824 | 591 | 854,775 | 10,568 | 13,641 | 1,447,992 | 24,573 | 11,486 | 10,357 | 21,843 | 17,729 | 0 | 17,729 | 2,391,121 |

⑧【S57.07.31】
●事業を実施しない場合
様式-3

| 氾濫 ブロック | 水系名:利根川 河川名:利根川 国勢調査年:H17 事業所統計調査年:H13 流量規模:1/30 | | | | | | | | | | | | | | | | | | |
|------------|--|-----------|-----------|---------|-------|--------|-----------|--------|--------------------|----------------|------------------|---------------|---------------------------|--------------|---------|---------|---|---------|------------|
| | 一般資産被害額 | | | | | 農作物被害額 | | | | | | | | | | | | | |
| | 家屋 | 家庭用品 | 事業所資産 | | 小計 | 水稻 | 畑作物 | 小計 | 公共土木 施設等 被害額 | 営業 停止 損失 | 家庭における 応急対策費用 | | | | | | | | |
| | | | 償却 | 在庫 | | | | | | | 清掃 労働 対価 | 代替 活動 等 | 事業所 における 応急対策 費用 | その他の 間接被害 | | | | | |
| A | 348,362 | 194,716 | 72,366 | 50,021 | 2,170 | 643 | 668,278 | 4,872 | 9,107 | 13,979 | 1,132,061 | 18,924 | 7,333 | 5,403 | 12,736 | 11,476 | 0 | 11,476 | 1,857,454 |
| B | 500,176 | 303,844 | 128,324 | 80,776 | 1,844 | 552 | 1,015,516 | 2,842 | 21,250 | 24,092 | 1,720,293 | 31,011 | 11,515 | 8,571 | 20,086 | 21,901 | 0 | 21,901 | 2,832,899 |
| C | 86,290 | 121,322 | 30,678 | 15,285 | 342 | 104 | 294,021 | 1,318 | 14 | 1,332 | 430,311 | 6,054 | 4,826 | 3,940 | 8,766 | 4,244 | 0 | 4,244 | 704,728 |
| D-1 | 76,071 | 85,702 | 24,596 | 9,485 | 774 | 275 | 196,903 | 9,501 | 71 | 9,572 | 333,552 | 4,156 | 3,372 | 3,719 | 7,091 | 2,903 | 0 | 2,903 | 554,177 |
| D-2 | 3,166 | 2,647 | 1,012 | 354 | 75 | 28 | 7,282 | 49 | 6 | 55 | 12,335 | 185 | 105 | 148 | 253 | 103 | 0 | 103 | 20,213 |
| E | 1,507,104 | 1,778,534 | 652,636 | 267,083 | 2,792 | 977 | 4,209,126 | 16,508 | 10,136 | 26,644 | 7,130,261 | 117,793 | 70,040 | 85,153 | 155,193 | 74,407 | 0 | 74,407 | 11,713,424 |
| F1 | 0 | 0 | 0 | 0 | 0 | 0 | 0 | 0 | 0 | 0 | 0 | 0 | 0 | 0 | 0 | 0 | 0 | 0 | 0 |
| F2 | 381,172 | 549,189 | 122,728 | 58,524 | 398 | 117 | 1,112,128 | 204 | 297 | 501 | 1,883,946 | 26,776 | 22,679 | 16,902 | 39,581 | 22,603 | 0 | 22,603 | 3,085,535 |
| F3 | 131,006 | 90,299 | 29,307 | 22,368 | 449 | 136 | 273,565 | 1,019 | 3,033 | 4,052 | 463,420 | 7,372 | 3,257 | 2,515 | 5,772 | 4,511 | 0 | 4,511 | 758,692 |
| G | 49,595 | 71,620 | 10,191 | 5,813 | 371 | 110 | 137,700 | 1,139 | 10 | 1,149 | 233,264 | 2,641 | 2,832 | 2,452 | 5,284 | 2,956 | 0 | 2,956 | 382,994 |
| H | 44,089 | 33,344 | 14,210 | 5,980 | 122 | 24 | 97,769 | 183 | 633 | 816 | 165,619 | 3,776 | 1,536 | 2,391 | 3,927 | 621 | 0 | 621 | 272,528 |
| I | 14,927 | 15,541 | 6,802 | 2,911 | 58 | 10 | 40,249 | 61 | 119 | 180 | 68,183 | 1,489 | 580 | 604 | 1,184 | 439 | 0 | 439 | 111,724 |
| 合計 | 3,141,958 | 3,246,758 | 1,092,850 | 518,600 | 9,395 | 2,976 | 8,012,537 | 37,696 | 44,676 | 82,372 | 13,573,235 | 220,177 | 128,075 | 131,798 | 259,873 | 146,164 | 0 | 146,164 | 22,294,358 |

●事業を実施した場合
様式-3

| 氾濫 ブロック | 水系名:利根川 河川名:利根川 国勢調査年:H17 事業所統計調査年:H13 流量規模:1/30 | | | | | | | | | | | | | | | | | | |
|------------|--|-----------|---------|---------|-------|--------|-----------|--------|--------------------|----------------|------------------|---------------|---------------------------|--------------|---------|---------|---|---------|------------|
| | 一般資産被害額 | | | | | 農作物被害額 | | | | | | | | | | | | | |
| | 家屋 | 家庭用品 | 事業所資産 | | 小計 | 水稻 | 畑作物 | 小計 | 公共土木 施設等 被害額 | 営業 停止 損失 | 家庭における 応急対策費用 | | | | | | | | |
| | | | 償却 | 在庫 | | | | | | | 清掃 労働 対価 | 代替 活動 等 | 事業所 における 応急対策 費用 | その他の 間接被害 | | | | | |
| A | 284,095 | 168,786 | 65,524 | 43,401 | 1,863 | 558 | 584,227 | 4,663 | 8,492 | 13,155 | 955,803 | 15,809 | 6,313 | 4,773 | 11,086 | 9,959 | 0 | 9,959 | 1,570,039 |
| B | 448,929 | 280,319 | 116,895 | 73,895 | 1,700 | 513 | 921,951 | 2,549 | 19,432 | 21,981 | 1,561,786 | 27,925 | 10,496 | 7,866 | 18,382 | 20,328 | 0 | 20,328 | 2,572,333 |
| C | 0 | 0 | 0 | 0 | 0 | 0 | 0 | 0 | 0 | 0 | 0 | 0 | 0 | 0 | 0 | 0 | 0 | 0 | 0 |
| D-1 | 74,938 | 84,182 | 24,115 | 9,258 | 758 | 269 | 193,520 | 9,380 | 70 | 9,450 | 327,823 | 4,056 | 3,312 | 3,672 | 6,984 | 2,830 | 0 | 2,830 | 544,663 |
| D-2 | 2,630 | 2,231 | 939 | 323 | 69 | 26 | 6,218 | 47 | 5 | 52 | 10,534 | 164 | 93 | 129 | 222 | 101 | 0 | 101 | 17,291 |
| E | 1,114,715 | 1,202,984 | 490,573 | 198,012 | 2,327 | 814 | 3,009,425 | 15,704 | 8,982 | 24,686 | 5,097,967 | 93,905 | 49,049 | 66,379 | 115,428 | 47,914 | 0 | 47,914 | 8,389,325 |
| F1 | 0 | 0 | 0 | 0 | 0 | 0 | 0 | 0 | 0 | 0 | 0 | 0 | 0 | 0 | 0 | 0 | 0 | 0 | 0 |
| F2 | 343,967 | 502,529 | 111,768 | 52,313 | 364 | 107 | 1,011,048 | 187 | 282 | 469 | 1,712,714 | 24,616 | 20,748 | 15,936 | 36,684 | 20,147 | 0 | 20,147 | 2,805,678 |
| F3 | 124,008 | 85,188 | 27,026 | 20,295 | 425 | 130 | 257,072 | 1,004 | 2,899 | 3,903 | 435,478 | 6,671 | 3,084 | 2,437 | 5,521 | 4,332 | 0 | 4,332 | 712,977 |
| G | 43,142 | 64,448 | 9,421 | 5,426 | 361 | 107 | 122,905 | 1,134 | 10 | 1,144 | 208,200 | 2,490 | 2,580 | 2,342 | 4,922 | 2,736 | 0 | 2,736 | 342,397 |
| H | 34,295 | 23,055 | 11,283 | 4,785 | 85 | 15 | 73,518 | 160 | 554 | 714 | 124,539 | 3,282 | 1,232 | 2,020 | 3,252 | 376 | 0 | 376 | 205,681 |
| I | 11,482 | 10,780 | 4,967 | 1,962 | 40 | 7 | 29,238 | 53 | 110 | 163 | 49,528 | 1,171 | 432 | 508 | 940 | 204 | 0 | 204 | 81,244 |
| 合計 | 2,481,901 | 2,424,502 | 882,511 | 409,670 | 7,992 | 2,546 | 6,189,122 | 34,881 | 40,836 | 75,717 | 10,484,372 | 180,089 | 97,339 | 106,062 | 203,401 | 108,927 | 0 | 108,927 | 17,241,628 |

⑧【S57.07.31】
●事業を実施しない場合
様式-3

| 氾濫 ブロック | 水系名:利根川 河川名:利根川 国勢調査年:H17 事業所統計調査年:H13 流量規模:1/50 | | | | | | | | | | | | | | | | |
|------------|--|-----------|-----------|---------|--------|--------|------------|--------|--------------------|----------------|------------------|---------------|---------------------------|--------------|--------|-----------|------------|
| | 一般資産被害額 | | | | | 農作物被害額 | | | | | | | | | | | |
| | 家屋 | 家庭用品 | 事業所資産 | | 小計 | 水稻 | 畑作物 | 小計 | 公共土木 施設等 被害額 | 営業 停止 損失 | 家庭における 応急対策費用 | | | | | | |
| | | | 償却 | 在庫 | | | | | | | 清掃 労働 対価 | 代替 活動 等 | 事業所 における 応急対策 費用 | その他の 間接被害 | | | |
| A | 376,526 | 205,655 | 75,997 | 53,154 | 2,314 | 684 | 714,330 | 4,982 | 9,385 | 14,367 | 12,304 | 13,432 | 12,304 | 0 | 12,304 | 1,984,593 | |
| B | 612,337 | 353,458 | 144,468 | 94,349 | 2,165 | 641 | 1,207,418 | 3,204 | 24,721 | 27,925 | 25,596 | 22,998 | 25,596 | 0 | 25,596 | 3,365,560 | |
| C | 127,235 | 157,305 | 41,768 | 20,349 | 411 | 121 | 347,169 | 1,389 | 15 | 1,404 | 588,138 | 8,233 | 10,795 | 5,918 | 0 | 5,918 | 961,677 |
| D-1 | 88,994 | 99,053 | 26,808 | 11,518 | 850 | 303 | 227,526 | 9,903 | 73 | 9,976 | 385,430 | 4,773 | 7,974 | 3,660 | 0 | 3,660 | 639,339 |
| D-2 | 4,172 | 3,359 | 1,313 | 559 | 81 | 30 | 9,514 | 59 | 11 | 70 | 16,116 | 295 | 198 | 165 | 0 | 165 | 26,501 |
| E | 3,774,842 | 4,292,697 | 1,386,557 | 630,843 | 3,900 | 1,353 | 10,090,192 | 15,780 | 11,538 | 27,318 | 17,092,785 | 256,215 | 166,314 | 212,231 | 0 | 212,231 | 28,009,984 |
| F1 | 0 | 0 | 0 | 0 | 0 | 0 | 0 | 0 | 0 | 0 | 0 | 0 | 0 | 0 | 0 | 0 | 0 |
| F2 | 445,614 | 622,593 | 135,966 | 67,916 | 443 | 129 | 1,272,661 | 207 | 310 | 517 | 2,155,887 | 31,233 | 18,158 | 26,031 | 0 | 26,031 | 3,530,066 |
| F3 | 148,381 | 100,987 | 33,146 | 25,663 | 501 | 149 | 308,827 | 1,067 | 3,214 | 4,281 | 523,156 | 8,503 | 2,833 | 4,965 | 0 | 4,965 | 856,261 |
| G | 65,661 | 87,618 | 12,122 | 7,362 | 433 | 127 | 173,323 | 1,173 | 12 | 1,185 | 293,609 | 3,507 | 3,578 | 3,670 | 0 | 3,670 | 481,763 |
| H | 57,175 | 46,596 | 18,794 | 8,271 | 163 | 34 | 131,033 | 201 | 746 | 947 | 221,969 | 4,573 | 1,950 | 978 | 0 | 978 | 364,285 |
| I | 17,779 | 19,168 | 9,386 | 4,788 | 73 | 12 | 51,206 | 80 | 135 | 215 | 86,743 | 1,989 | 721 | 636 | 0 | 636 | 142,239 |
| 合計 | 5,718,716 | 5,988,489 | 1,886,325 | 924,772 | 11,334 | 3,583 | 14,533,219 | 38,045 | 50,160 | 88,205 | 24,619,275 | 375,662 | 231,774 | 217,979 | 0 | 217,979 | 40,362,268 |

●事業を実施した場合
様式-3

| 氾濫 ブロック | 水系名:利根川 河川名:利根川 国勢調査年:H17 事業所統計調査年:H13 流量規模:1/50 | | | | | | | | | | | | | | | | |
|------------|--|-----------|-----------|---------|--------|--------|------------|--------|--------------------|----------------|------------------|---------------|---------------------------|--------------|---------|---------|------------|
| | 一般資産被害額 | | | | | 農作物被害額 | | | | | | | | | | | |
| | 家屋 | 家庭用品 | 事業所資産 | | 小計 | 水稻 | 畑作物 | 小計 | 公共土木 施設等 被害額 | 営業 停止 損失 | 家庭における 応急対策費用 | | | | | | |
| | | | 償却 | 在庫 | | | | | | | 清掃 労働 対価 | 代替 活動 等 | 事業所 における 応急対策 費用 | その他の 間接被害 | | | |
| A | 359,298 | 198,189 | 74,303 | 51,825 | 2,220 | 658 | 686,493 | 4,944 | 9,212 | 14,156 | 1,162,921 | 19,514 | 7,479 | 5,513 | 12,992 | 11,892 | 1,907,968 |
| B | 564,570 | 331,527 | 138,435 | 88,895 | 2,033 | 604 | 1,126,064 | 2,958 | 23,307 | 26,265 | 1,907,553 | 34,264 | 12,527 | 9,197 | 21,724 | 24,197 | 3,140,067 |
| C | 113,686 | 145,280 | 35,979 | 18,360 | 400 | 118 | 313,823 | 1,366 | 15 | 1,381 | 531,616 | 7,291 | 5,732 | 4,360 | 10,092 | 5,218 | 869,421 |
| D-1 | 86,387 | 95,578 | 27,551 | 10,866 | 829 | 296 | 221,507 | 9,817 | 73 | 9,890 | 375,232 | 4,597 | 3,752 | 4,004 | 7,756 | 3,461 | 622,443 |
| D-2 | 4,063 | 3,276 | 1,273 | 542 | 80 | 29 | 9,263 | 57 | 9 | 66 | 15,691 | 281 | 136 | 187 | 323 | 163 | 25,787 |
| E | 2,363,458 | 2,700,000 | 980,944 | 405,888 | 3,656 | 1,285 | 6,455,231 | 17,554 | 11,866 | 29,420 | 10,935,163 | 177,922 | 105,130 | 126,047 | 231,177 | 111,465 | 17,940,378 |
| F1 | 0 | 0 | 0 | 0 | 0 | 0 | 0 | 0 | 0 | 0 | 0 | 0 | 0 | 0 | 0 | 0 | 0 |
| F2 | 415,583 | 592,040 | 129,789 | 63,698 | 425 | 124 | 1,201,659 | 206 | 308 | 514 | 2,035,609 | 29,082 | 24,284 | 17,632 | 41,916 | 24,651 | 3,333,431 |
| F3 | 144,499 | 99,072 | 32,134 | 24,978 | 489 | 146 | 301,318 | 1,052 | 3,167 | 4,219 | 510,435 | 8,293 | 3,621 | 2,783 | 6,404 | 4,865 | 835,534 |
| G | 61,317 | 82,176 | 11,363 | 6,952 | 419 | 123 | 162,350 | 1,166 | 12 | 1,178 | 275,021 | 3,262 | 3,353 | 2,802 | 6,155 | 3,404 | 451,370 |
| H | 49,626 | 39,924 | 16,258 | 6,956 | 136 | 27 | 112,927 | 190 | 665 | 855 | 191,299 | 4,097 | 1,723 | 2,586 | 4,309 | 813 | 314,300 |
| I | 15,871 | 17,044 | 7,784 | 3,672 | 64 | 11 | 44,446 | 71 | 127 | 198 | 75,292 | 1,678 | 629 | 651 | 1,280 | 501 | 123,395 |
| 合計 | 4,178,358 | 4,304,106 | 1,455,813 | 682,632 | 10,751 | 3,421 | 10,635,081 | 39,381 | 48,761 | 88,142 | 18,015,832 | 290,281 | 168,366 | 175,762 | 344,128 | 190,630 | 29,564,094 |

⑧【S57.07.31】
●事業を実施しない場合
様式-3

| 氾濫 ブロック | 水系名:利根川 河川名:利根川 国勢調査年:H17 事業所統計調査年:H13 流量規模:1/100 | | | | | | | | | | | | | | | | | | | |
|------------|---|-----------|-----------|-----------|--------|--------|------------|--------------------|----------------|---------------------------|---------------------------|---------|---------|---------|---------|---------|---|---------|------------|----------|
| | 事業所資産 | | | | | 農作物被害額 | | | | | | | | | | | | | | |
| | 家屋 | 家庭用品 | 在庫 | | 償却 | 小計 | 水稻 | 畑作物 | 小計 | 公共土木 施設等 被害額 | 営業 停止 損失 | | | | | | | | | |
| | | | 事業所資産 | 農漁家資産 | | | | | | | | 農作物被害額 | 農作物被害額 | | | | | | | |
| 家屋 | 家庭用品 | 在庫 | 償却 | 小計 | 水稻 | 畑作物 | 小計 | 公共土木 施設等 被害額 | 営業 停止 損失 | 事業所 における 応急対策 費用 | 事業所 における 応急対策 費用 | 小計 | 合計 | 備考 | | | | | | |
| A | 424,927 | 225,774 | 83,300 | 57,722 | 2,542 | 747 | 795,012 | 5,135 | 9,816 | 14,951 | 1,346,751 | 22,261 | 8,570 | 6,218 | 14,788 | 13,553 | 0 | 13,553 | 2,207,316 | |
| B | 696,060 | 398,884 | 159,132 | 104,128 | 2,448 | 720 | 1,361,352 | 3,329 | 27,597 | 30,926 | 2,306,132 | 40,672 | 15,034 | 10,769 | 25,803 | 28,617 | 0 | 28,617 | 3,793,502 | |
| C | 158,542 | 183,459 | 45,997 | 23,312 | 463 | 134 | 411,907 | 1,452 | 16 | 1,468 | 69,770 | 10,010 | 7,323 | 5,069 | 12,392 | 6,870 | 0 | 6,870 | 1,140,417 | |
| D-1 | 110,669 | 117,959 | 30,180 | 14,173 | 963 | 340 | 274,284 | 10,297 | 78 | 10,375 | 464,635 | 5,586 | 4,630 | 4,572 | 9,202 | 4,656 | 0 | 4,656 | 768,738 | |
| D-2 | 8,991 | 11,173 | 2,033 | 856 | 88 | 33 | 23,174 | 75 | 13 | 88 | 39,257 | 458 | 409 | 538 | 947 | 302 | 0 | 302 | 64,226 | |
| E | 5,068,270 | 5,740,850 | 1,734,993 | 812,574 | 4,635 | 1,558 | 13,362,880 | 16,533 | 12,391 | 28,924 | 22,636,719 | 330,008 | 219,741 | 206,779 | 426,520 | 287,606 | 0 | 287,606 | 37,072,657 | 136.0km |
| F1 | 185,602 | 353,475 | 154,750 | 40,291 | 97 | 36 | 734,251 | 28 | 394 | 422 | 1,243,820 | 22,280 | 15,165 | 16,769 | 31,934 | 12,251 | 0 | 12,251 | 2,044,958 | |
| F2 | 544,196 | 710,600 | 153,016 | 79,470 | 494 | 142 | 1,487,918 | 208 | 317 | 525 | 2,520,533 | 39,251 | 29,833 | 19,698 | 49,531 | 30,070 | 0 | 30,070 | 4,127,828 | |
| F3 | 177,450 | 117,249 | 37,869 | 29,944 | 577 | 172 | 363,261 | 1,126 | 3,785 | 4,911 | 615,364 | 10,110 | 4,339 | 3,201 | 7,540 | 5,602 | 0 | 5,602 | 1,006,788 | |
| G | 95,180 | 118,134 | 16,337 | 9,449 | 490 | 144 | 239,734 | 1,229 | 15 | 1,244 | 406,109 | 4,701 | 4,832 | 3,753 | 8,585 | 4,644 | 0 | 4,644 | 665,017 | |
| H | 67,949 | 58,717 | 22,328 | 9,776 | 200 | 43 | 159,013 | 215 | 808 | 1,023 | 269,369 | 5,072 | 2,327 | 3,148 | 5,475 | 1,358 | 0 | 1,358 | 441,310 | |
| I | 19,521 | 21,666 | 10,959 | 6,032 | 78 | 13 | 58,269 | 84 | 143 | 227 | 98,707 | 2,375 | 812 | 784 | 1,596 | 824 | 0 | 824 | 161,998 | |
| 合計 | 7,557,357 | 8,057,920 | 2,450,894 | 1,187,727 | 13,075 | 4,082 | 19,271,055 | 39,711 | 55,373 | 95,084 | 32,645,166 | 492,784 | 313,015 | 281,298 | 594,313 | 396,353 | 0 | 396,353 | 53,494,755 | (単位:百万円) |

●事業を実施した場合

| 氾濫 ブロック | 水系名:利根川 河川名:利根川 国勢調査年:H17 事業所統計調査年:H13 流量規模:1/100 | | | | | | | | | | | | | | | | | | | |
|------------|---|-----------|-----------|-----------|--------|--------|------------|--------------------|----------------|---------------------------|---------------------------|---------|---------|---------|---------|---------|---|---------|------------|----------|
| | 事業所資産 | | | | | 農作物被害額 | | | | | | | | | | | | | | |
| | 家屋 | 家庭用品 | 在庫 | | 償却 | 小計 | 水稻 | 畑作物 | 小計 | 公共土木 施設等 被害額 | 営業 停止 損失 | | | | | | | | | |
| | | | 事業所資産 | 農漁家資産 | | | | | | | | 農作物被害額 | 農作物被害額 | | | | | | | |
| 家屋 | 家庭用品 | 在庫 | 償却 | 小計 | 水稻 | 畑作物 | 小計 | 公共土木 施設等 被害額 | 営業 停止 損失 | 事業所 における 応急対策 費用 | 事業所 における 応急対策 費用 | 小計 | 合計 | 備考 | | | | | | |
| A | 400,920 | 215,308 | 78,634 | 55,014 | 2,441 | 717 | 753,034 | 5,067 | 9,623 | 14,690 | 1,275,640 | 20,928 | 8,158 | 5,915 | 14,073 | 12,848 | 0 | 12,848 | 2,091,213 | |
| B | 677,756 | 384,324 | 155,862 | 101,093 | 2,364 | 698 | 1,322,097 | 3,375 | 26,896 | 30,271 | 2,239,631 | 39,335 | 14,523 | 10,518 | 25,041 | 27,746 | 0 | 27,746 | 3,684,121 | |
| C | 146,865 | 175,447 | 45,286 | 22,421 | 449 | 130 | 390,598 | 1,432 | 15 | 1,447 | 661,675 | 9,445 | 6,988 | 4,882 | 11,870 | 6,639 | 0 | 6,639 | 1,081,674 | |
| D-1 | 106,278 | 113,462 | 29,512 | 13,591 | 938 | 331 | 264,112 | 10,249 | 78 | 10,327 | 447,406 | 5,401 | 4,467 | 4,452 | 8,919 | 4,394 | 0 | 4,394 | 740,559 | |
| D-2 | 8,882 | 11,135 | 2,031 | 837 | 87 | 32 | 23,004 | 69 | 12 | 81 | 38,969 | 445 | 407 | 534 | 941 | 301 | 0 | 301 | 63,741 | |
| E | 4,117,302 | 4,630,962 | 1,465,155 | 672,641 | 4,088 | 1,404 | 10,891,562 | 15,967 | 11,737 | 27,704 | 18,450,290 | 276,013 | 178,189 | 177,525 | 355,714 | 229,699 | 0 | 229,699 | 30,230,972 | 136.0km |
| F1 | 158,629 | 314,420 | 130,680 | 34,400 | 92 | 34 | 638,255 | 27 | 386 | 413 | 1,081,203 | 19,929 | 13,092 | 15,370 | 28,462 | 10,278 | 0 | 10,278 | 1,778,540 | |
| F2 | 515,624 | 685,326 | 147,662 | 75,846 | 474 | 137 | 1,425,069 | 208 | 316 | 524 | 2,414,065 | 36,647 | 28,622 | 19,192 | 47,814 | 28,549 | 0 | 28,549 | 3,952,668 | |
| F3 | 171,955 | 115,032 | 36,890 | 28,964 | 562 | 167 | 353,570 | 1,116 | 3,680 | 4,796 | 598,949 | 9,680 | 4,236 | 3,143 | 7,379 | 5,487 | 0 | 5,487 | 979,861 | |
| G | 88,388 | 110,562 | 14,293 | 8,815 | 478 | 140 | 222,676 | 1,220 | 14 | 1,234 | 377,215 | 4,344 | 4,507 | 3,578 | 8,085 | 4,359 | 0 | 4,359 | 617,913 | |
| H | 64,715 | 55,664 | 21,471 | 9,238 | 192 | 41 | 151,321 | 215 | 801 | 1,016 | 256,337 | 4,923 | 2,229 | 3,075 | 5,304 | 1,259 | 0 | 1,259 | 420,160 | |
| I | 19,577 | 21,537 | 10,412 | 5,653 | 79 | 13 | 57,271 | 84 | 144 | 228 | 97,016 | 2,302 | 808 | 783 | 1,591 | 801 | 0 | 801 | 159,209 | |
| 合計 | 6,476,891 | 6,833,179 | 2,137,888 | 1,028,513 | 12,244 | 3,844 | 16,492,559 | 39,029 | 53,702 | 92,731 | 27,938,396 | 429,392 | 266,226 | 248,967 | 515,193 | 332,360 | 0 | 332,360 | 45,800,631 | (単位:百万円) |

⑧【S57.07.31】
●事業を実施しない場合
様式-3

| 氾濫 ブロック | 水系名:利根川 河川名:利根川 | | | | | | | | | | 事業所統計調査年:H13 | | | | 合計 | 備考 | | | | |
|------------|-----------------|------------|-----------|-----------|--------|-------|------------|--------|--------------------|----------------|------------------|---------------|---------------------------|--------------|---------|---------|----|---------|------------|----------|
| | 一般資産被書額 | | | | | 農漁家資産 | | | | | 家庭における 緊急対策費用 | | 事業所 における 緊急対策 費用 | その他の 間接被害 | | | | | | |
| | 事業所資産 | | 在庫 | | | 償却 | | 在庫 | | | 償却 | | | | | | 小計 | | | |
| | 家屋 | 家庭用品 | 償却 | 在庫 | 小計 | 水稲 | 畑作物 | 小計 | 公共土木 施設等 被書額 | 営業 停止 損失 | 清掃 労働 対価 | 代替 活動 等 | 小計 | | | | | | | |
| A | 487,262 | 252,665 | 94,495 | 66,342 | 2,772 | 809 | 904,345 | 5,228 | 10,043 | 15,271 | 1,591,982 | 25,291 | 9,606 | 6,893 | 16,499 | 15,610 | 0 | 15,610 | 2,508,978 | |
| B | 774,331 | 437,356 | 173,645 | 113,776 | 2,667 | 790 | 1,502,565 | 3,646 | 30,079 | 33,725 | 2,545,345 | 44,675 | 16,497 | 11,781 | 28,278 | 31,681 | 0 | 31,681 | 4,186,269 | |
| C | 188,275 | 205,301 | 51,029 | 25,955 | 507 | 146 | 471,213 | 1,477 | 16 | 1,493 | 798,234 | 11,899 | 8,266 | 5,467 | 13,733 | 7,636 | 0 | 7,636 | 1,304,208 | |
| D-1 | 135,320 | 136,985 | 33,572 | 16,562 | 1,139 | 383 | 323,961 | 10,527 | 83 | 10,610 | 548,789 | 6,462 | 5,336 | 5,036 | 10,372 | 5,546 | 0 | 5,546 | 905,740 | |
| D-2 | 14,929 | 16,815 | 3,723 | 1,671 | 159 | 55 | 37,352 | 96 | 27 | 123 | 63,274 | 802 | 611 | 703 | 1,314 | 538 | 0 | 538 | 103,403 | |
| E | 7,944,631 | 8,259,650 | 2,344,494 | 1,172,478 | 6,225 | 2,022 | 19,729,500 | 19,437 | 15,304 | 34,741 | 33,421,774 | 482,328 | 319,313 | 264,186 | 583,499 | 419,056 | 0 | 419,056 | 54,670,898 | 136.0km |
| F1 | 251,866 | 483,135 | 225,890 | 58,913 | 173 | 65 | 1,020,042 | 32 | 490 | 522 | 1,727,951 | 32,499 | 20,675 | 22,169 | 42,844 | 19,350 | 0 | 19,350 | 2,843,208 | |
| F2 | 620,759 | 771,357 | 170,676 | 88,977 | 528 | 151 | 1,652,448 | 282 | 426 | 708 | 2,799,246 | 45,333 | 32,657 | 21,047 | 53,704 | 34,089 | 0 | 34,089 | 4,585,528 | |
| F3 | 208,767 | 134,263 | 42,373 | 33,111 | 669 | 200 | 419,383 | 1,275 | 4,646 | 5,921 | 710,436 | 11,761 | 5,045 | 3,594 | 8,639 | 6,313 | 0 | 6,313 | 1,162,453 | |
| G | 120,750 | 144,737 | 20,889 | 11,717 | 624 | 185 | 298,902 | 1,481 | 20 | 1,501 | 506,341 | 6,338 | 5,977 | 4,501 | 10,478 | 5,501 | 0 | 5,501 | 829,061 | |
| H | 73,123 | 64,275 | 24,043 | 10,488 | 217 | 47 | 172,193 | 219 | 831 | 1,050 | 291,695 | 5,298 | 2,509 | 3,300 | 5,809 | 1,585 | 0 | 1,585 | 477,630 | |
| I | 20,150 | 22,561 | 11,384 | 6,259 | 80 | 13 | 60,447 | 85 | 144 | 229 | 102,398 | 2,449 | 833 | 809 | 1,642 | 847 | 0 | 847 | 168,012 | |
| 合計 | 10,840,163 | 10,929,100 | 3,196,213 | 1,606,249 | 15,760 | 4,866 | 26,592,351 | 43,785 | 62,109 | 105,894 | 45,047,445 | 675,135 | 427,325 | 349,486 | 776,811 | 547,752 | 0 | 547,752 | 73,745,388 | (単位:百万円) |

●事業を実施した場合

| 氾濫 ブロック | 水系名:利根川 河川名:利根川 | | | | | | | | | | 事業所統計調査年:H13 | | | | 合計 | 備考 | | | | |
|------------|-----------------|------------|-----------|-----------|--------|-------|------------|--------|--------------------|----------------|------------------|---------------|---------------------------|--------------|---------|---------|----|---------|------------|----------|
| | 一般資産被書額 | | | | | 農漁家資産 | | | | | 家庭における 緊急対策費用 | | 事業所 における 緊急対策 費用 | その他の 間接被害 | | | | | | |
| | 事業所資産 | | 在庫 | | | 償却 | | 在庫 | | | 償却 | | | | | | 小計 | | | |
| | 家屋 | 家庭用品 | 償却 | 在庫 | 小計 | 水稲 | 畑作物 | 小計 | 公共土木 施設等 被書額 | 営業 停止 損失 | 清掃 労働 対価 | 代替 活動 等 | 小計 | | | | | | | |
| A | 469,090 | 243,163 | 90,026 | 63,202 | 2,691 | 791 | 888,963 | 5,216 | 10,034 | 15,250 | 1,472,024 | 24,171 | 9,266 | 6,715 | 15,981 | 15,026 | 0 | 15,026 | 2,411,415 | |
| B | 762,446 | 430,889 | 171,384 | 112,252 | 2,630 | 776 | 1,480,377 | 3,416 | 29,542 | 32,958 | 2,507,758 | 43,997 | 16,219 | 11,557 | 27,776 | 31,135 | 0 | 31,135 | 4,124,001 | |
| C | 184,307 | 204,034 | 49,052 | 25,761 | 501 | 144 | 483,799 | 1,475 | 16 | 1,491 | 785,675 | 11,702 | 8,181 | 5,448 | 13,629 | 7,584 | 0 | 7,584 | 1,283,880 | |
| D-1 | 129,761 | 133,508 | 33,344 | 16,429 | 1,120 | 379 | 314,541 | 10,519 | 82 | 10,601 | 532,832 | 6,396 | 5,214 | 4,980 | 10,194 | 5,495 | 0 | 5,495 | 880,059 | |
| D-2 | 14,295 | 16,267 | 3,689 | 1,633 | 153 | 53 | 36,090 | 96 | 27 | 123 | 61,135 | 790 | 589 | 688 | 1,277 | 524 | 0 | 524 | 99,939 | |
| E | 7,641,128 | 8,021,023 | 2,287,971 | 1,138,941 | 6,037 | 1,971 | 19,097,071 | 18,569 | 14,824 | 33,393 | 32,350,441 | 466,756 | 308,985 | 258,791 | 567,776 | 405,401 | 0 | 405,401 | 52,920,838 | 136.0km |
| F1 | 233,175 | 448,250 | 202,197 | 51,751 | 149 | 55 | 935,577 | 31 | 447 | 478 | 1,584,867 | 29,234 | 19,012 | 20,845 | 39,857 | 16,609 | 0 | 16,609 | 2,606,622 | |
| F2 | 605,530 | 762,305 | 167,486 | 88,057 | 520 | 148 | 1,624,046 | 226 | 344 | 570 | 2,751,135 | 44,231 | 32,149 | 20,739 | 52,888 | 32,596 | 0 | 32,596 | 4,505,466 | |
| F3 | 201,176 | 129,847 | 41,506 | 32,538 | 642 | 193 | 405,902 | 1,251 | 4,418 | 5,669 | 687,599 | 11,532 | 4,892 | 3,515 | 8,407 | 6,111 | 0 | 6,111 | 1,125,220 | |
| G | 118,984 | 141,927 | 20,179 | 11,448 | 598 | 179 | 293,315 | 1,459 | 19 | 1,478 | 496,875 | 6,223 | 5,951 | 4,422 | 10,273 | 5,358 | 0 | 5,358 | 813,522 | |
| H | 70,976 | 61,458 | 23,168 | 10,116 | 210 | 46 | 165,974 | 217 | 820 | 1,037 | 281,161 | 5,176 | 2,401 | 3,220 | 5,621 | 1,436 | 0 | 1,436 | 460,405 | |
| I | 20,132 | 22,500 | 11,198 | 6,133 | 80 | 13 | 60,056 | 86 | 145 | 231 | 101,735 | 2,424 | 832 | 808 | 1,640 | 843 | 0 | 843 | 166,929 | |
| 合計 | 10,451,000 | 10,615,171 | 3,101,200 | 1,558,261 | 15,331 | 4,748 | 25,745,711 | 42,561 | 60,718 | 103,279 | 43,613,237 | 652,632 | 413,591 | 341,728 | 755,319 | 528,118 | 0 | 528,118 | 71,398,296 | (単位:百万円) |

⑨【S57.09.10】
●事業を実施しない場合
様式-3

| 氾濫 ブロック | 水系名:利根川 河川名:利根川 国勢調査年:H17 事業所統計調査年:H13 流量規模:1/3 | | | | | | | | | | | |
|------------|---|------|-------|----|----|--------|-----|-----|--------------------|----------------|------------------|---------------|
| | 一般資産被害額 | | | | | 農作物被害額 | | | | | | |
| | 家屋 | 家庭用品 | 事業所資産 | | 小計 | 水稻 | 畑作物 | 小計 | 公共土木 施設等 被害額 | 営業 停止 損失 | 家庭における 応急対策費用 | |
| | | | 償却 | 在庫 | | | | | | | 清掃 労働 対価 | 代替 活動 等 |
| A | 0 | 0 | 0 | 0 | 0 | 0 | 0 | 0 | 0 | 0 | 0 | 0 |
| B | 0 | 0 | 0 | 0 | 0 | 0 | 0 | 0 | 0 | 0 | 0 | 0 |
| C | 0 | 0 | 0 | 0 | 0 | 0 | 0 | 0 | 0 | 0 | 0 | 0 |
| D-1 | 0 | 0 | 0 | 0 | 0 | 0 | 0 | 0 | 0 | 0 | 0 | 0 |
| D-2 | 129 | 96 | 77 | 27 | 2 | 16 | 17 | 588 | 19 | 4 | 7 | 11 |
| E | 0 | 0 | 0 | 0 | 0 | 0 | 0 | 0 | 0 | 0 | 0 | 0 |
| F1 | 0 | 0 | 0 | 0 | 0 | 0 | 0 | 0 | 0 | 0 | 0 | 0 |
| F2 | 0 | 0 | 0 | 0 | 0 | 0 | 0 | 0 | 0 | 0 | 0 | 0 |
| F3 | 0 | 0 | 0 | 0 | 0 | 0 | 0 | 0 | 0 | 0 | 0 | 0 |
| G | 3 | 3 | 1 | 0 | 0 | 3 | 3 | 13 | 0 | 0 | 0 | 0 |
| H | 0 | 0 | 0 | 0 | 0 | 0 | 0 | 0 | 0 | 0 | 0 | 0 |
| I | 0 | 0 | 0 | 0 | 0 | 0 | 0 | 0 | 0 | 0 | 0 | 0 |
| 合計 | 132 | 99 | 78 | 27 | 2 | 19 | 20 | 581 | 19 | 4 | 7 | 11 |

●事業を実施した場合
様式-3

| 氾濫 ブロック | 水系名:利根川 河川名:利根川 国勢調査年:H17 事業所統計調査年:H13 流量規模:1/3 | | | | | | | | | | | |
|------------|---|------|-------|----|----|--------|-----|-----|--------------------|----------------|------------------|---------------|
| | 一般資産被害額 | | | | | 農作物被害額 | | | | | | |
| | 家屋 | 家庭用品 | 事業所資産 | | 小計 | 水稻 | 畑作物 | 小計 | 公共土木 施設等 被害額 | 営業 停止 損失 | 家庭における 応急対策費用 | |
| | | | 償却 | 在庫 | | | | | | | 清掃 労働 対価 | 代替 活動 等 |
| A | 0 | 0 | 0 | 0 | 0 | 0 | 0 | 0 | 0 | 0 | 0 | 0 |
| B | 0 | 0 | 0 | 0 | 0 | 0 | 0 | 0 | 0 | 0 | 0 | 0 |
| C | 0 | 0 | 0 | 0 | 0 | 0 | 0 | 0 | 0 | 0 | 0 | 0 |
| D-1 | 0 | 0 | 0 | 0 | 0 | 0 | 0 | 0 | 0 | 0 | 0 | 0 |
| D-2 | 119 | 84 | 77 | 27 | 4 | 14 | 15 | 528 | 19 | 4 | 6 | 10 |
| E | 0 | 0 | 0 | 0 | 0 | 0 | 0 | 0 | 0 | 0 | 0 | 0 |
| F1 | 0 | 0 | 0 | 0 | 0 | 0 | 0 | 0 | 0 | 0 | 0 | 0 |
| F2 | 0 | 0 | 0 | 0 | 0 | 0 | 0 | 0 | 0 | 0 | 0 | 0 |
| F3 | 0 | 0 | 0 | 0 | 0 | 0 | 0 | 0 | 0 | 0 | 0 | 0 |
| G | 3 | 3 | 1 | 0 | 0 | 3 | 3 | 13 | 0 | 0 | 0 | 0 |
| H | 0 | 0 | 0 | 0 | 0 | 0 | 0 | 0 | 0 | 0 | 0 | 0 |
| I | 0 | 0 | 0 | 0 | 0 | 0 | 0 | 0 | 0 | 0 | 0 | 0 |
| 合計 | 122 | 87 | 78 | 27 | 4 | 17 | 18 | 541 | 19 | 4 | 6 | 10 |

⑨【S57.09.10】
●事業を実施しない場合
様式-3

| 氾濫 ブロック | 水系名:利根川 河川名:利根川 国勢調査年:H17 事業所統計調査年:H13 流量規模:1/5 | | | | | | | | | | | | | | | | | | | |
|------------|---|---------|--------|--------|-----|------------------|--------------------|----------------|---------------|---------|---------------------------|-------|-------|-------|-------|---|-------|---------|---|--|
| | 事業所資産被雪額 | | | | | 家庭における 応急対策費用 | | | | | | | | | | | | | | |
| | 家屋 | 家庭用品 | 事業所資産 | | 小計 | 営業 停止 損失 | 公共土木 施設等 被害額 | 清掃 労働 対価 | 代替 活動 等 | 小計 | 事業所 における 応急対策 費用 | 合計 | 備考 | | | | | | | |
| | | | 在庫 | 償却 | | | | | | | | | | 在庫 | 償却 | | | | | |
| A | 0 | 0 | 0 | 0 | 0 | 0 | 0 | 0 | 0 | 0 | 0 | 0 | | | | | | | | |
| B | 0 | 0 | 0 | 0 | 0 | 0 | 0 | 0 | 0 | 0 | 0 | 0 | | | | | | | | |
| C | 0 | 0 | 0 | 0 | 0 | 0 | 0 | 0 | 0 | 0 | 0 | 0 | | | | | | | | |
| D-1 | 38,520 | 45,080 | 13,209 | 4,161 | 158 | 101,568 | 6,267 | 52 | 6,319 | 172,057 | 2,150 | 1,860 | 2,290 | 4,150 | 1,217 | 0 | 1,217 | 287,461 | | |
| D-2 | 894 | 709 | 262 | 113 | 39 | 2,030 | 34 | 3 | 37 | 3,437 | 64 | 28 | 46 | 74 | 21 | 0 | 21 | 5,663 | | |
| E | 0 | 0 | 0 | 0 | 0 | 0 | 0 | 0 | 0 | 0 | 0 | 0 | 0 | 0 | 0 | 0 | 0 | 0 | 0 | |
| F1 | 0 | 0 | 0 | 0 | 0 | 0 | 0 | 0 | 0 | 0 | 0 | 0 | 0 | 0 | 0 | 0 | 0 | 0 | 0 | |
| F2 | 0 | 0 | 0 | 0 | 0 | 0 | 0 | 0 | 0 | 0 | 0 | 0 | 0 | 0 | 0 | 0 | 0 | 0 | 0 | |
| F3 | 42,568 | 28,487 | 11,124 | 7,391 | 142 | 89,759 | 503 | 1,112 | 1,615 | 152,053 | 2,467 | 1,039 | 1,134 | 2,173 | 1,477 | 0 | 1,477 | 249,544 | | |
| G | 20,004 | 28,912 | 3,544 | 2,296 | 148 | 54,955 | 924 | 4 | 928 | 93,094 | 920 | 1,104 | 1,053 | 2,157 | 1,152 | 0 | 1,152 | 153,206 | | |
| H | 0 | 0 | 0 | 0 | 0 | 0 | 0 | 0 | 0 | 0 | 0 | 0 | 0 | 0 | 0 | 0 | 0 | 0 | 0 | |
| I | 0 | 0 | 0 | 0 | 0 | 0 | 0 | 0 | 0 | 0 | 0 | 0 | 0 | 0 | 0 | 0 | 0 | 0 | 0 | |
| 合計 | 101,986 | 103,188 | 28,139 | 13,961 | 769 | 248,312 | 7,728 | 1,171 | 8,899 | 420,641 | 5,601 | 4,031 | 4,523 | 8,554 | 3,867 | 0 | 3,867 | 695,874 | | |

●事業を実施した場合
様式-3

| 氾濫 ブロック | 水系名:利根川 河川名:利根川 国勢調査年:H17 事業所統計調査年:H13 流量規模:1/5 | | | | | | | | | | | | | | | | | | | |
|------------|---|--------|--------|--------|-----|------------------|--------------------|----------------|---------------|---------|---------------------------|-------|-------|-------|-------|---|-------|---------|---|--|
| | 事業所資産被雪額 | | | | | 家庭における 応急対策費用 | | | | | | | | | | | | | | |
| | 家屋 | 家庭用品 | 事業所資産 | | 小計 | 営業 停止 損失 | 公共土木 施設等 被害額 | 清掃 労働 対価 | 代替 活動 等 | 小計 | 事業所 における 応急対策 費用 | 合計 | 備考 | | | | | | | |
| | | | 在庫 | 償却 | | | | | | | | | | 在庫 | 償却 | | | | | |
| A | 0 | 0 | 0 | 0 | 0 | 0 | 0 | 0 | 0 | 0 | 0 | 0 | | | | | | | | |
| B | 0 | 0 | 0 | 0 | 0 | 0 | 0 | 0 | 0 | 0 | 0 | 0 | | | | | | | | |
| C | 0 | 0 | 0 | 0 | 0 | 0 | 0 | 0 | 0 | 0 | 0 | 0 | | | | | | | | |
| D-1 | 36,923 | 43,271 | 13,010 | 4,031 | 153 | 97,809 | 6,190 | 50 | 6,240 | 165,689 | 2,081 | 1,791 | 2,202 | 3,993 | 1,176 | 0 | 1,176 | 276,988 | | |
| D-2 | 855 | 669 | 262 | 112 | 38 | 1,948 | 33 | 3 | 36 | 3,301 | 64 | 25 | 42 | 67 | 21 | 0 | 21 | 5,437 | | |
| E | 0 | 0 | 0 | 0 | 0 | 0 | 0 | 0 | 0 | 0 | 0 | 0 | 0 | 0 | 0 | 0 | 0 | 0 | 0 | |
| F1 | 0 | 0 | 0 | 0 | 0 | 0 | 0 | 0 | 0 | 0 | 0 | 0 | 0 | 0 | 0 | 0 | 0 | 0 | 0 | |
| F2 | 0 | 0 | 0 | 0 | 0 | 0 | 0 | 0 | 0 | 0 | 0 | 0 | 0 | 0 | 0 | 0 | 0 | 0 | 0 | |
| F3 | 40,443 | 27,024 | 10,895 | 7,231 | 134 | 85,772 | 489 | 1,087 | 1,576 | 145,298 | 2,406 | 989 | 1,099 | 2,088 | 1,419 | 0 | 1,419 | 238,559 | | |
| G | 19,506 | 28,175 | 3,392 | 2,201 | 143 | 53,466 | 909 | 4 | 913 | 90,573 | 882 | 1,077 | 1,019 | 2,096 | 1,116 | 0 | 1,116 | 149,046 | | |
| H | 0 | 0 | 0 | 0 | 0 | 0 | 0 | 0 | 0 | 0 | 0 | 0 | 0 | 0 | 0 | 0 | 0 | 0 | 0 | |
| I | 0 | 0 | 0 | 0 | 0 | 0 | 0 | 0 | 0 | 0 | 0 | 0 | 0 | 0 | 0 | 0 | 0 | 0 | 0 | |
| 合計 | 97,727 | 99,139 | 27,559 | 13,575 | 736 | 238,995 | 7,621 | 1,144 | 8,765 | 404,861 | 5,433 | 3,882 | 4,362 | 8,244 | 3,732 | 0 | 3,732 | 670,030 | | |

⑨【S57.09.10】
●事業を実施しない場合
様式-3

| 氾濫 ブロック | 水系名:利根川 河川名:利根川 国勢調査年:H17 事業所統計調査年:H13 流量規模:1/10 | | | | | | | | | | | | | | | | | | |
|------------|--|---------|---------|---------|-------|-------|-----------|--------|--------------------|----------------|------------------|---------------|--------|--------|--------|--------|---|--------|-----------|
| | 事業所資産 | | | | | 農漁家資産 | | | | | | | | | | | | | |
| | 家屋 | 家庭用品 | 在庫 | | 小計 | 水稲 | 畑作物 | 小計 | 公共土木 施設等 被害額 | 営業 停止 損失 | 家庭における 応急対策費用 | | | | | | | | |
| | | | 償却 | 在庫 | | | | | | | 清掃 労働 対価 | 代替 活動 等 | | | | | | | |
| A | 155,641 | 107,126 | 45,861 | 27,712 | 1,058 | 343 | 337,741 | 3,966 | 6,442 | 10,408 | 572,133 | 9,324 | 3,958 | 3,471 | 7,429 | 6,029 | 0 | 6,029 | 943,064 |
| B | 310,731 | 208,869 | 88,141 | 52,885 | 1,196 | 363 | 662,185 | 2,291 | 14,250 | 16,541 | 1,121,740 | 20,680 | 7,750 | 5,962 | 13,712 | 14,871 | 0 | 14,871 | 1,849,729 |
| C | 0 | 0 | 0 | 0 | 0 | 0 | 0 | 0 | 0 | 0 | 0 | 0 | 0 | 0 | 0 | 0 | 0 | 0 | 0 |
| D-1 | 61,740 | 70,016 | 20,510 | 7,102 | 641 | 228 | 160,237 | 7,451 | 64 | 7,515 | 271,443 | 3,227 | 2,772 | 3,089 | 5,861 | 2,219 | 0 | 2,219 | 450,502 |
| D-2 | 1,770 | 1,350 | 581 | 203 | 54 | 19 | 3,977 | 42 | 4 | 46 | 6,734 | 118 | 59 | 88 | 147 | 57 | 0 | 57 | 11,079 |
| E | 0 | 0 | 0 | 0 | 0 | 0 | 0 | 0 | 0 | 0 | 0 | 0 | 0 | 0 | 0 | 0 | 0 | 0 | 0 |
| F1 | 0 | 0 | 0 | 0 | 0 | 0 | 0 | 0 | 0 | 0 | 0 | 0 | 0 | 0 | 0 | 0 | 0 | 0 | 0 |
| F2 | 0 | 0 | 0 | 0 | 0 | 0 | 0 | 0 | 0 | 0 | 0 | 0 | 0 | 0 | 0 | 0 | 0 | 0 | 0 |
| F3 | 78,685 | 53,951 | 19,793 | 13,740 | 247 | 79 | 166,495 | 893 | 2,141 | 3,034 | 282,043 | 4,316 | 2,042 | 1,847 | 3,889 | 2,880 | 0 | 2,880 | 462,657 |
| G | 30,997 | 48,179 | 6,988 | 3,995 | 304 | 93 | 90,556 | 1,103 | 8 | 1,111 | 153,403 | 1,799 | 1,879 | 1,840 | 3,719 | 2,011 | 0 | 2,011 | 252,599 |
| H | 19,394 | 9,962 | 6,035 | 2,654 | 26 | 4 | 38,075 | 127 | 397 | 524 | 64,502 | 2,188 | 775 | 1,379 | 2,154 | 85 | 0 | 85 | 107,528 |
| I | 5,596 | 4,330 | 2,881 | 1,121 | 12 | 2 | 13,942 | 43 | 80 | 123 | 23,615 | 791 | 218 | 322 | 540 | 87 | 0 | 87 | 39,098 |
| 合計 | 664,554 | 503,783 | 190,790 | 109,412 | 3,538 | 1,131 | 1,473,208 | 15,916 | 23,386 | 39,302 | 2,495,613 | 42,443 | 19,453 | 17,998 | 37,451 | 28,239 | 0 | 28,239 | 4,116,256 |

●事業を実施した場合
様式-3

| 氾濫 ブロック | 水系名:利根川 河川名:利根川 国勢調査年:H17 事業所統計調査年:H13 流量規模:1/10 | | | | | | | | | | | | | | | | | | |
|------------|--|---------|---------|--------|-------|-------|-----------|--------|--------------------|----------------|------------------|---------------|--------|--------|--------|--------|---|--------|-----------|
| | 事業所資産 | | | | | 農漁家資産 | | | | | | | | | | | | | |
| | 家屋 | 家庭用品 | 在庫 | | 小計 | 水稲 | 畑作物 | 小計 | 公共土木 施設等 被害額 | 営業 停止 損失 | 家庭における 応急対策費用 | | | | | | | | |
| | | | 償却 | 在庫 | | | | | | | 清掃 労働 対価 | 代替 活動 等 | | | | | | | |
| A | 0 | 0 | 0 | 0 | 0 | 0 | 0 | 0 | 0 | 0 | 0 | 0 | 0 | 0 | 0 | 0 | 0 | 0 | 0 |
| B | 295,883 | 200,811 | 84,622 | 51,725 | 1,149 | 345 | 634,535 | 2,260 | 13,541 | 15,801 | 1,074,903 | 20,130 | 7,494 | 5,722 | 13,216 | 14,206 | 0 | 14,206 | 1,772,791 |
| C | 0 | 0 | 0 | 0 | 0 | 0 | 0 | 0 | 0 | 0 | 0 | 0 | 0 | 0 | 0 | 0 | 0 | 0 | 0 |
| D-1 | 59,807 | 68,157 | 20,248 | 7,018 | 630 | 225 | 156,085 | 7,414 | 63 | 7,477 | 264,408 | 3,184 | 2,712 | 3,037 | 5,749 | 2,170 | 0 | 2,170 | 439,073 |
| D-2 | 1,770 | 1,350 | 581 | 203 | 54 | 19 | 3,977 | 42 | 4 | 46 | 6,734 | 118 | 59 | 88 | 147 | 57 | 0 | 57 | 11,079 |
| E | 0 | 0 | 0 | 0 | 0 | 0 | 0 | 0 | 0 | 0 | 0 | 0 | 0 | 0 | 0 | 0 | 0 | 0 | 0 |
| F1 | 0 | 0 | 0 | 0 | 0 | 0 | 0 | 0 | 0 | 0 | 0 | 0 | 0 | 0 | 0 | 0 | 0 | 0 | 0 |
| F2 | 0 | 0 | 0 | 0 | 0 | 0 | 0 | 0 | 0 | 0 | 0 | 0 | 0 | 0 | 0 | 0 | 0 | 0 | 0 |
| F3 | 76,533 | 53,093 | 19,506 | 13,544 | 241 | 77 | 162,994 | 875 | 2,002 | 2,877 | 276,111 | 4,256 | 2,003 | 1,807 | 3,810 | 2,833 | 0 | 2,833 | 452,881 |
| G | 30,049 | 46,249 | 6,666 | 3,905 | 296 | 91 | 87,256 | 1,099 | 8 | 1,107 | 147,814 | 1,743 | 1,802 | 1,789 | 3,591 | 1,962 | 0 | 1,962 | 243,473 |
| H | 33 | 7 | 16 | 6 | 0 | 0 | 62 | 0 | 1 | 1 | 104 | 5 | 1 | 2 | 3 | 0 | 0 | 0 | 175 |
| I | 0 | 0 | 0 | 0 | 0 | 0 | 0 | 0 | 0 | 0 | 0 | 0 | 0 | 0 | 0 | 0 | 0 | 0 | 0 |
| 合計 | 464,075 | 369,667 | 131,639 | 76,401 | 2,370 | 757 | 1,044,909 | 11,690 | 15,619 | 27,309 | 1,770,074 | 29,436 | 14,071 | 12,445 | 26,516 | 21,228 | 0 | 21,228 | 2,919,472 |

⑨【S57.09.10】
●事業を実施しない場合
様式-3

| 氾濫 ブロック | 水系名:利根川 河川名:利根川 国勢調査年:H17 事業所統計調査年:H13 流量規模:1/30 | | | | | | | | | | | | | | | | | | | | |
|------------|--|-----------|-----------|---------|-------|-------|-----------|--------|----------------|---------------|------------|---------|--------------------|----------------|------------------|---------|---------------------------|--------------|------------|----------|----|
| | 事業所資産 | | | | | 農漁家資産 | | | | | 農作物被害額 | | 公共土木 施設等 被害額 | 営業 停止 損失 | 家庭における 応急対策費用 | | 事業所 における 応急対策 費用 | その他の 間接被害 | 小計 | 合計 | 備考 |
| | 償却 | 在庫 | 償却 | 在庫 | 小計 | 水稲 | 畑作物 | 小計 | 清掃 労働 対価 | 代替 活動 等 | 小計 | | | | | | | | | | |
| | 償却 | 在庫 | 償却 | 在庫 | 小計 | 水稲 | 畑作物 | 小計 | 清掃 労働 対価 | 代替 活動 等 | 小計 | | | | | | | | | | |
| A | 316,803 | 181,229 | 69,084 | 46,738 | 1,999 | 599 | 616,452 | 4,797 | 8,752 | 13,549 | 1,044,288 | 17,386 | 6,792 | 5,061 | 11,853 | 10,695 | 0 | 10,695 | 1,714,203 | | |
| B | 508,339 | 306,148 | 129,177 | 81,828 | 1,856 | 556 | 1,027,904 | 2,843 | 21,320 | 24,163 | 1,741,268 | 31,624 | 11,618 | 8,615 | 20,233 | 22,072 | 0 | 22,072 | 2,867,264 | | |
| C | 104,263 | 138,691 | 34,074 | 17,202 | 386 | 114 | 294,730 | 1,353 | 15 | 1,368 | 499,274 | 6,788 | 5,437 | 4,246 | 9,683 | 4,857 | 0 | 4,857 | 816,700 | | |
| D-1 | 86,769 | 96,815 | 25,324 | 10,575 | 820 | 289 | 220,592 | 9,656 | 73 | 9,729 | 373,683 | 4,533 | 3,758 | 3,961 | 7,719 | 3,326 | 0 | 3,326 | 619,582 | | |
| D-2 | 5,315 | 3,844 | 1,461 | 612 | 81 | 30 | 11,343 | 65 | 11 | 76 | 19,216 | 341 | 200 | 302 | 502 | 168 | 0 | 168 | 31,646 | | |
| E | 1,399,008 | 1,642,608 | 624,949 | 252,069 | 2,730 | 955 | 3,922,319 | 16,411 | 10,070 | 26,481 | 6,644,407 | 113,778 | 63,608 | 81,369 | 144,977 | 68,311 | 0 | 68,311 | 10,920,273 | 148.5km | |
| F1 | 0 | 0 | 0 | 0 | 0 | 0 | 0 | 0 | 0 | 0 | 0 | 0 | 0 | 0 | 0 | 0 | 0 | 0 | 0 | | |
| F2 | 381,643 | 550,544 | 122,930 | 58,705 | 395 | 117 | 1,114,334 | 204 | 297 | 501 | 1,887,682 | 26,894 | 22,737 | 16,919 | 39,656 | 22,767 | 0 | 22,767 | 3,091,834 | | |
| F3 | 126,224 | 86,369 | 27,803 | 21,102 | 433 | 132 | 262,063 | 1,006 | 2,910 | 3,916 | 443,934 | 6,881 | 3,128 | 2,457 | 5,585 | 4,386 | 0 | 4,386 | 726,765 | | |
| G | 62,250 | 83,905 | 11,751 | 7,117 | 422 | 124 | 165,569 | 1,168 | 12 | 1,180 | 280,472 | 3,346 | 3,417 | 2,829 | 6,246 | 3,490 | 0 | 3,490 | 460,303 | | |
| H | 50,021 | 40,367 | 16,484 | 7,073 | 139 | 27 | 114,111 | 190 | 669 | 859 | 193,304 | 4,129 | 1,733 | 2,599 | 4,332 | 828 | 0 | 828 | 317,563 | | |
| I | 15,908 | 17,114 | 7,920 | 3,745 | 64 | 11 | 44,762 | 71 | 127 | 198 | 75,826 | 1,699 | 631 | 654 | 1,285 | 501 | 0 | 501 | 124,271 | | |
| 合計 | 3,056,543 | 3,147,634 | 1,070,957 | 506,766 | 9,325 | 2,954 | 7,794,179 | 37,764 | 44,256 | 82,020 | 13,203,334 | 217,399 | 123,059 | 129,012 | 252,071 | 141,401 | 0 | 141,401 | 21,690,404 | (単位:百万円) | |

●事業を実施した場合
様式-3

| 氾濫 ブロック | 水系名:利根川 河川名:利根川 国勢調査年:H17 事業所統計調査年:H13 流量規模:1/30 | | | | | | | | | | | | | | | | | | | | |
|------------|--|-----------|---------|---------|-------|-------|-----------|--------|----------------|---------------|------------|---------|--------------------|----------------|------------------|---------|---------------------------|--------------|------------|----------|----|
| | 事業所資産 | | | | | 農漁家資産 | | | | | 農作物被害額 | | 公共土木 施設等 被害額 | 営業 停止 損失 | 家庭における 応急対策費用 | | 事業所 における 応急対策 費用 | その他の 間接被害 | 小計 | 合計 | 備考 |
| | 償却 | 在庫 | 償却 | 在庫 | 小計 | 水稲 | 畑作物 | 小計 | 清掃 労働 対価 | 代替 活動 等 | 小計 | | | | | | | | | | |
| | 償却 | 在庫 | 償却 | 在庫 | 小計 | 水稲 | 畑作物 | 小計 | 清掃 労働 対価 | 代替 活動 等 | 小計 | | | | | | | | | | |
| A | 296,354 | 175,221 | 67,632 | 45,690 | 1,921 | 577 | 587,395 | 4,699 | 8,601 | 13,300 | 995,048 | 16,792 | 6,528 | 4,902 | 11,430 | 10,395 | 0 | 10,395 | 1,634,360 | | |
| B | 480,642 | 296,354 | 125,350 | 78,682 | 1,778 | 537 | 983,343 | 2,641 | 20,518 | 23,159 | 1,665,782 | 30,258 | 11,198 | 8,398 | 19,596 | 21,260 | 0 | 21,260 | 2,743,398 | | |
| C | 99,097 | 135,531 | 31,735 | 16,867 | 373 | 111 | 283,714 | 1,345 | 15 | 1,360 | 480,612 | 6,641 | 5,330 | 4,198 | 9,528 | 4,748 | 0 | 4,748 | 786,603 | | |
| D-1 | 86,090 | 95,315 | 25,030 | 10,427 | 816 | 287 | 217,965 | 9,607 | 73 | 9,680 | 369,233 | 4,474 | 3,708 | 3,926 | 7,634 | 3,259 | 0 | 3,259 | 612,245 | | |
| D-2 | 4,764 | 3,663 | 1,407 | 594 | 81 | 30 | 10,539 | 65 | 11 | 76 | 17,855 | 321 | 174 | 253 | 427 | 167 | 0 | 167 | 29,385 | | |
| E | 1,209,071 | 1,339,131 | 530,500 | 213,655 | 2,458 | 859 | 3,295,674 | 15,971 | 9,430 | 25,401 | 5,582,873 | 99,565 | 53,202 | 71,574 | 124,776 | 53,146 | 0 | 53,146 | 9,181,435 | 148.5km | |
| F1 | 0 | 0 | 0 | 0 | 0 | 0 | 0 | 0 | 0 | 0 | 0 | 0 | 0 | 0 | 0 | 0 | 0 | 0 | 0 | | |
| F2 | 367,570 | 534,434 | 121,069 | 57,130 | 378 | 112 | 1,080,693 | 197 | 295 | 492 | 1,830,693 | 26,227 | 22,098 | 16,652 | 38,750 | 22,091 | 0 | 22,091 | 2,998,946 | | |
| F3 | 122,894 | 84,629 | 26,181 | 19,699 | 419 | 128 | 253,950 | 1,004 | 2,878 | 3,882 | 430,189 | 6,519 | 3,063 | 2,423 | 5,486 | 4,291 | 0 | 4,291 | 704,317 | | |
| G | 61,274 | 82,160 | 11,362 | 6,952 | 419 | 123 | 162,290 | 1,166 | 12 | 1,178 | 274,918 | 3,260 | 3,352 | 2,802 | 6,154 | 3,404 | 0 | 3,404 | 451,204 | | |
| H | 41,331 | 31,222 | 13,659 | 5,702 | 110 | 21 | 92,045 | 180 | 615 | 795 | 155,923 | 3,678 | 1,465 | 2,325 | 3,790 | 554 | 0 | 554 | 256,785 | | |
| I | 13,832 | 13,613 | 6,169 | 2,555 | 52 | 9 | 36,230 | 60 | 118 | 178 | 61,374 | 1,370 | 517 | 575 | 1,092 | 331 | 0 | 331 | 100,575 | | |
| 合計 | 2,782,919 | 2,791,273 | 980,094 | 457,953 | 8,805 | 2,794 | 7,003,838 | 36,935 | 42,566 | 79,501 | 11,864,500 | 199,105 | 110,635 | 118,028 | 228,663 | 123,646 | 0 | 123,646 | 19,499,253 | (単位:百万円) | |

⑨[S57.09.10]
●事業を実施しない場合
様式-3

| 氾濫 ブロック | 水系名:利根川 河川名:利根川 国勢調査年:H17 事業所統計調査年:H13 流量規模:1/50 | | | | | | | | | | | | | | | | | | | |
|------------|--|-----------|-----------|---------|--------|--------|------------|--------|--------------------|----------------|------------------|---------------|---------------------------|--------------|---------|---------|----|---------|------------|----------|
| | 一般資産被害額 | | | | | 農作物被害額 | | | | | | | | | | | | | | |
| | 家屋 | 家庭用品 | 事業所資産 | | 小計 | 水稻 | 畑作物 | 小計 | 公共土木 施設等 被害額 | 営業 停止 損失 | 家庭における 応急対策費用 | | 事業所 における 応急対策 費用 | その他の 間接被害 | 小計 | 合計 | 備考 | | | |
| | | | 償却 | 在庫 | | | | | | | 清掃 労働 対価 | 代替 活動 等 | | | | | | | | |
| A | 365,610 | 200,576 | 73,763 | 51,116 | 2,244 | 663 | 693,972 | 4,913 | 9,237 | 14,150 | 1,175,588 | 19,414 | 7,569 | 5,542 | 13,111 | 11,819 | 0 | 11,819 | 1,928,054 | |
| B | 599,638 | 349,079 | 142,562 | 92,494 | 2,138 | 632 | 1,196,743 | 3,095 | 24,241 | 27,336 | 2,010,343 | 35,595 | 13,110 | 9,557 | 22,667 | 25,205 | 0 | 25,205 | 3,307,899 | |
| C | 135,757 | 164,420 | 43,337 | 21,254 | 427 | 125 | 365,320 | 1,400 | 15 | 1,415 | 618,851 | 8,705 | 6,534 | 4,722 | 11,256 | 6,217 | 0 | 6,217 | 1,011,764 | |
| D-1 | 100,913 | 109,205 | 27,871 | 12,411 | 914 | 322 | 251,636 | 10,213 | 78 | 10,291 | 426,272 | 5,125 | 4,277 | 4,340 | 8,617 | 4,013 | 0 | 4,013 | 705,954 | |
| D-2 | 9,018 | 11,179 | 2,047 | 862 | 88 | 33 | 23,227 | 78 | 13 | 91 | 39,346 | 464 | 410 | 540 | 950 | 302 | 0 | 302 | 64,380 | |
| E | 3,076,803 | 3,581,449 | 1,265,546 | 542,481 | 3,657 | 1,282 | 8,471,218 | 15,596 | 11,258 | 26,854 | 14,350,244 | 220,913 | 141,225 | 153,078 | 294,303 | 173,425 | 0 | 173,425 | 23,536,957 | 136.0km |
| F1 | 0 | 0 | 0 | 0 | 0 | 0 | 0 | 0 | 0 | 0 | 0 | 0 | 0 | 0 | 0 | 0 | 0 | 0 | 0 | |
| F2 | 454,662 | 629,958 | 136,674 | 68,718 | 448 | 130 | 1,290,590 | 207 | 310 | 517 | 2,186,259 | 31,682 | 25,690 | 18,241 | 44,131 | 26,329 | 0 | 26,329 | 3,579,508 | |
| F3 | 146,218 | 99,852 | 32,892 | 25,479 | 495 | 148 | 305,084 | 1,057 | 3,198 | 4,255 | 516,813 | 8,420 | 3,653 | 2,810 | 6,463 | 4,915 | 0 | 4,915 | 845,950 | |
| G | 87,168 | 107,121 | 14,606 | 8,728 | 474 | 139 | 218,236 | 1,215 | 14 | 1,229 | 369,692 | 4,293 | 4,414 | 3,449 | 7,863 | 4,327 | 0 | 4,327 | 605,640 | |
| H | 61,468 | 51,153 | 20,052 | 8,803 | 176 | 37 | 141,689 | 208 | 764 | 972 | 240,022 | 4,731 | 2,099 | 2,951 | 5,050 | 1,116 | 0 | 1,116 | 393,580 | |
| I | 19,065 | 20,768 | 9,934 | 5,139 | 76 | 13 | 54,995 | 84 | 138 | 222 | 93,159 | 2,140 | 778 | 758 | 1,536 | 740 | 0 | 740 | 152,792 | |
| 合計 | 5,056,520 | 5,324,760 | 1,769,284 | 837,485 | 11,137 | 3,524 | 13,002,710 | 38,066 | 49,266 | 87,332 | 22,026,599 | 341,482 | 209,959 | 205,988 | 415,947 | 258,408 | 0 | 258,408 | 36,132,468 | (単位:百万円) |

●事業を実施した場合
様式-3

| 氾濫 ブロック | 水系名:利根川 河川名:利根川 国勢調査年:H17 事業所統計調査年:H13 流量規模:1/50 | | | | | | | | | | | | | | | | | | | |
|------------|--|-----------|-----------|---------|--------|--------|-----------|--------|--------------------|----------------|------------------|---------------|---------------------------|--------------|---------|---------|----|---------|------------|----------|
| | 一般資産被害額 | | | | | 農作物被害額 | | | | | | | | | | | | | | |
| | 家屋 | 家庭用品 | 事業所資産 | | 小計 | 水稻 | 畑作物 | 小計 | 公共土木 施設等 被害額 | 営業 停止 損失 | 家庭における 応急対策費用 | | 事業所 における 応急対策 費用 | その他の 間接被害 | 小計 | 合計 | 備考 | | | |
| | | | 償却 | 在庫 | | | | | | | 清掃 労働 対価 | 代替 活動 等 | | | | | | | | |
| A | 347,485 | 194,917 | 72,177 | 49,969 | 2,171 | 643 | 667,362 | 4,873 | 9,005 | 13,878 | 1,130,511 | 18,794 | 7,317 | 5,377 | 12,694 | 11,490 | 0 | 11,490 | 1,854,729 | |
| B | 565,506 | 333,042 | 139,046 | 89,233 | 2,044 | 608 | 1,129,479 | 2,979 | 23,432 | 26,411 | 1,913,337 | 34,471 | 12,574 | 9,249 | 21,823 | 24,277 | 0 | 24,277 | 3,149,798 | |
| C | 129,752 | 160,316 | 42,027 | 20,638 | 416 | 123 | 353,272 | 1,395 | 15 | 1,410 | 598,444 | 8,377 | 6,338 | 4,632 | 10,970 | 6,001 | 0 | 6,001 | 978,474 | |
| D-1 | 98,561 | 107,529 | 27,591 | 12,227 | 904 | 319 | 247,131 | 10,153 | 77 | 10,230 | 418,638 | 5,070 | 4,175 | 4,279 | 8,454 | 3,954 | 0 | 3,954 | 693,477 | |
| D-2 | 8,953 | 11,163 | 2,009 | 852 | 88 | 33 | 23,098 | 74 | 12 | 86 | 39,129 | 453 | 408 | 535 | 943 | 301 | 0 | 301 | 64,010 | |
| E | 1,827,929 | 2,089,295 | 783,783 | 325,418 | 3,172 | 1,110 | 5,030,707 | 17,174 | 11,231 | 28,405 | 8,522,017 | 144,523 | 84,715 | 101,820 | 186,535 | 89,302 | 0 | 89,302 | 14,001,489 | 148.5km |
| F1 | 0 | 0 | 0 | 0 | 0 | 0 | 0 | 0 | 0 | 0 | 0 | 0 | 0 | 0 | 0 | 0 | 0 | 0 | 0 | |
| F2 | 430,197 | 606,873 | 132,419 | 65,714 | 434 | 127 | 1,235,764 | 206 | 310 | 516 | 2,093,383 | 30,209 | 24,915 | 17,888 | 42,803 | 25,274 | 0 | 25,274 | 3,427,949 | |
| F3 | 142,822 | 98,076 | 31,855 | 24,545 | 482 | 145 | 297,925 | 1,048 | 3,141 | 4,189 | 504,685 | 8,067 | 3,574 | 2,756 | 6,330 | 4,814 | 0 | 4,814 | 826,010 | |
| G | 84,753 | 105,888 | 14,800 | 8,616 | 465 | 136 | 214,658 | 1,198 | 14 | 1,212 | 363,628 | 4,219 | 4,347 | 3,392 | 7,739 | 4,299 | 0 | 4,299 | 595,755 | |
| H | 50,232 | 40,421 | 16,605 | 7,141 | 139 | 27 | 114,565 | 190 | 695 | 885 | 194,074 | 4,187 | 1,741 | 2,613 | 4,354 | 829 | 0 | 829 | 318,894 | |
| I | 15,908 | 17,114 | 7,920 | 3,745 | 64 | 11 | 44,762 | 71 | 127 | 198 | 75,826 | 1,699 | 631 | 654 | 1,285 | 501 | 0 | 501 | 124,271 | |
| 合計 | 3,702,098 | 3,764,634 | 1,270,232 | 608,098 | 10,379 | 3,282 | 9,358,723 | 39,361 | 48,059 | 87,420 | 15,853,672 | 260,069 | 150,735 | 153,195 | 303,930 | 171,042 | 0 | 171,042 | 26,034,856 | (単位:百万円) |

⑨【S57.09.10】
●事業を実施しない場合
様式-3

| 氾濫 ブロック | 水系名:利根川 河川名:利根川 | | | | | | | | | | 事業所統計調査年:H13 | | | | 合計 | 備考 | | | | |
|------------|-----------------|-----------|-----------|-----------|--------|-------|------------|--------|--------|--------------------|------------------|----------------|---------------------------|--------------|---------|---------|---------------|---------|------------|----------|
| | 一般資産被害額 | | | | | 農漁家資産 | | | | | 家庭における 応急対策費用 | | 事業所 における 応急対策 費用 | その他の 間接被害 | | | | | | |
| | 事業所資産 | | 農漁家資産 | | | 小計 | 水稲 | 畑作物 | 小計 | 公共土木 施設等 被害額 | 営業 停止 損失 | 清掃 労働 対価 | | | | | 代替 活動 等 | | | |
| | 償却 | 在庫 | 償却 | 在庫 | 在庫 | | | | | | | | | | | | | | | |
| A | 421,296 | 222,083 | 81,849 | 56,651 | 2,491 | 731 | 785,101 | 5,105 | 9,756 | 14,861 | 1,329,960 | 21,878 | 8,454 | 6,150 | 14,604 | 13,221 | 0 | 13,221 | 2,179,625 | |
| B | 703,978 | 402,041 | 161,076 | 105,474 | 2,460 | 724 | 1,375,763 | 3,345 | 27,785 | 31,130 | 2,330,524 | 41,091 | 15,136 | 10,894 | 26,030 | 28,793 | 0 | 28,793 | 3,893,321 | |
| C | 178,440 | 199,698 | 49,887 | 25,151 | 493 | 142 | 453,811 | 1,468 | 16 | 1,484 | 768,753 | 11,268 | 7,974 | 5,351 | 13,325 | 7,414 | 0 | 7,414 | 1,256,055 | |
| D-1 | 131,278 | 134,650 | 32,965 | 16,128 | 1,104 | 376 | 316,501 | 10,506 | 82 | 10,588 | 536,152 | 6,345 | 5,248 | 4,985 | 10,233 | 5,372 | 0 | 5,372 | 885,191 | |
| D-2 | 15,015 | 16,974 | 3,794 | 1,704 | 159 | 55 | 37,701 | 97 | 28 | 125 | 63,867 | 825 | 621 | 713 | 1,334 | 546 | 0 | 546 | 104,398 | |
| E | 5,699,310 | 6,406,496 | 1,899,878 | 907,891 | 5,034 | 1,675 | 14,920,284 | 17,166 | 13,174 | 30,340 | 25,274,961 | 362,073 | 243,223 | 221,938 | 485,161 | 324,517 | 0 | 324,517 | 41,377,336 | 136.0km |
| F1 | 203,914 | 385,353 | 168,101 | 43,925 | 108 | 40 | 801,441 | 30 | 432 | 462 | 1,357,641 | 24,483 | 16,466 | 18,245 | 34,711 | 13,682 | 0 | 13,682 | 2,232,420 | |
| F2 | 555,826 | 720,003 | 154,622 | 80,318 | 501 | 144 | 1,511,414 | 216 | 328 | 544 | 2,560,334 | 40,068 | 30,271 | 19,889 | 50,160 | 30,325 | 0 | 30,325 | 4,192,845 | |
| F3 | 184,214 | 119,301 | 38,393 | 30,624 | 588 | 176 | 373,296 | 1,137 | 3,823 | 4,960 | 632,364 | 10,560 | 4,457 | 3,243 | 7,700 | 5,692 | 0 | 5,692 | 1,034,572 | |
| G | 120,090 | 142,820 | 20,383 | 11,533 | 614 | 184 | 295,624 | 1,479 | 20 | 1,499 | 500,786 | 6,271 | 5,306 | 4,501 | 10,407 | 5,386 | 0 | 5,386 | 819,973 | |
| H | 69,784 | 60,625 | 22,952 | 10,033 | 206 | 45 | 163,645 | 217 | 817 | 1,034 | 277,214 | 5,148 | 2,377 | 3,199 | 5,576 | 1,416 | 0 | 1,416 | 454,033 | |
| I | 19,724 | 21,768 | 11,082 | 6,101 | 79 | 13 | 58,767 | 86 | 144 | 230 | 99,550 | 2,410 | 815 | 788 | 1,603 | 824 | 0 | 824 | 163,384 | |
| 合計 | 8,302,869 | 8,831,812 | 2,644,982 | 1,295,533 | 13,837 | 4,305 | 21,093,338 | 40,852 | 56,405 | 97,257 | 35,732,106 | 532,420 | 340,948 | 299,896 | 640,844 | 437,188 | 0 | 437,188 | 58,533,153 | (単位:百万円) |

●事業を実施した場合
様式-3

| 氾濫 ブロック | 水系名:利根川 河川名:利根川 | | | | | | | | | | 事業所統計調査年:H13 | | | | 合計 | 備考 | | | | |
|------------|-----------------|-----------|-----------|-----------|--------|-------|------------|--------|--------|--------------------|------------------|----------------|---------------------------|--------------|---------|---------|---------------|---------|------------|----------|
| | 一般資産被害額 | | | | | 農漁家資産 | | | | | 家庭における 応急対策費用 | | 事業所 における 応急対策 費用 | その他の 間接被害 | | | | | | |
| | 事業所資産 | | 農漁家資産 | | | 小計 | 水稲 | 畑作物 | 小計 | 公共土木 施設等 被害額 | 営業 停止 損失 | 清掃 労働 対価 | | | | | 代替 活動 等 | | | |
| | 償却 | 在庫 | 償却 | 在庫 | 在庫 | | | | | | | | | | | | | | | |
| A | 409,755 | 217,899 | 80,619 | 55,652 | 2,429 | 715 | 767,069 | 5,060 | 9,648 | 14,708 | 1,299,414 | 21,527 | 8,277 | 6,022 | 14,299 | 12,931 | 0 | 12,931 | 2,129,948 | |
| B | 689,403 | 395,556 | 158,335 | 103,593 | 2,405 | 708 | 1,350,000 | 3,299 | 27,048 | 30,347 | 2,286,898 | 40,477 | 14,907 | 10,685 | 25,592 | 28,344 | 0 | 28,344 | 3,761,658 | |
| C | 174,716 | 195,631 | 48,922 | 24,775 | 485 | 140 | 444,669 | 1,466 | 16 | 1,482 | 753,270 | 11,051 | 7,831 | 5,269 | 13,100 | 7,263 | 0 | 7,263 | 1,230,835 | |
| D-1 | 124,370 | 130,166 | 33,230 | 15,759 | 1,082 | 369 | 304,976 | 10,493 | 82 | 10,575 | 516,629 | 6,208 | 5,081 | 4,902 | 9,983 | 5,232 | 0 | 5,232 | 853,603 | |
| D-2 | 14,467 | 16,521 | 3,685 | 1,651 | 159 | 54 | 36,537 | 96 | 27 | 123 | 61,895 | 797 | 595 | 696 | 1,291 | 526 | 0 | 526 | 101,169 | |
| E | 5,288,175 | 5,963,195 | 1,805,268 | 846,330 | 4,778 | 1,604 | 13,909,350 | 16,733 | 12,584 | 29,317 | 23,562,437 | 340,668 | 228,248 | 213,193 | 441,441 | 300,616 | 0 | 300,616 | 38,583,829 | 136.0km |
| F1 | 198,204 | 369,617 | 161,104 | 42,289 | 102 | 38 | 771,354 | 29 | 419 | 448 | 1,306,673 | 23,139 | 15,306 | 17,544 | 33,450 | 13,177 | 0 | 13,177 | 2,148,241 | |
| F2 | 542,897 | 710,012 | 152,853 | 79,278 | 493 | 142 | 1,485,675 | 215 | 326 | 541 | 2,516,732 | 38,922 | 29,778 | 19,687 | 49,465 | 30,062 | 0 | 30,062 | 4,121,397 | |
| F3 | 177,707 | 117,064 | 37,457 | 29,464 | 574 | 171 | 362,437 | 1,122 | 3,766 | 4,888 | 613,971 | 10,006 | 4,345 | 3,194 | 7,539 | 5,565 | 0 | 5,565 | 1,004,406 | |
| G | 114,690 | 139,783 | 20,602 | 11,339 | 597 | 178 | 287,189 | 1,442 | 19 | 1,461 | 486,498 | 6,126 | 5,745 | 4,378 | 10,123 | 5,332 | 0 | 5,332 | 796,729 | |
| H | 63,461 | 54,186 | 20,785 | 9,039 | 190 | 41 | 147,702 | 213 | 798 | 1,011 | 250,207 | 4,833 | 2,179 | 3,030 | 5,209 | 1,189 | 0 | 1,189 | 410,151 | |
| I | 19,527 | 21,520 | 10,396 | 5,646 | 79 | 13 | 57,181 | 83 | 142 | 225 | 96,865 | 2,294 | 806 | 778 | 1,584 | 801 | 0 | 801 | 158,950 | |
| 合計 | 7,817,372 | 8,331,150 | 2,533,256 | 1,224,815 | 13,373 | 4,173 | 19,924,139 | 40,251 | 54,875 | 95,126 | 33,751,489 | 506,048 | 323,698 | 289,378 | 613,076 | 411,038 | 0 | 411,038 | 55,300,916 | (単位:百万円) |

⑨【S57.09.10】
●事業を実施しない場合
様式-3

| 氾濫 ブロック | 水系名:利根川 河川名:利根川 | | | | | | | | | | 事業所統計調査年:H13 | | | | | 備考 | |
|------------|-----------------|------------|-----------|-----------|--------|-------|------------|--------|--------------------|----------------|------------------|---------------|---------------------------|--------------|----|---------|------------|
| | 一般資産被書額 | | | | | 農漁家資産 | | | | | 家庭における 緊急対策費用 | | | | | | |
| | 家屋 | 家庭用品 | 事業所資産 | | 小計 | 水稲 | 畑作物 | 小計 | 公共土木 施設等 被書額 | 営業 停止 損失 | 清掃 労働 対価 | 代替 活動 等 | 事業所 における 緊急対策 費用 | その他の 間接被害 | 小計 | | 合計 |
| | | | 償却 | 在庫 | | | | | | | | | | | | | |
| A | 458,222 | 238,621 | 87,566 | 61,784 | 2,632 | 773 | 849,598 | 15,170 | 1,439,221 | 23,967 | 9,066 | 6,553 | 15,619 | 14,575 | 0 | 14,575 | 2,358,150 |
| B | 758,964 | 430,997 | 171,348 | 112,055 | 2,624 | 774 | 1,476,762 | 32,913 | 2,501,634 | 43,787 | 16,257 | 11,610 | 27,867 | 31,266 | 0 | 31,266 | 4,114,229 |
| C | 197,655 | 212,922 | 52,494 | 26,709 | 518 | 149 | 490,447 | 1,496 | 830,817 | 12,290 | 8,576 | 5,599 | 14,175 | 7,839 | 0 | 7,839 | 1,357,064 |
| D-1 | 148,201 | 147,538 | 34,786 | 17,881 | 1,275 | 413 | 350,094 | 10,599 | 593,060 | 7,038 | 5,767 | 5,386 | 11,153 | 6,080 | 0 | 6,080 | 978,108 |
| D-2 | 20,892 | 20,528 | 4,675 | 2,062 | 171 | 59 | 48,387 | 135 | 81,968 | 977 | 800 | 842 | 1,642 | 686 | 0 | 686 | 133,795 |
| E | 6,860,672 | 7,422,704 | 2,171,093 | 1,054,606 | 5,827 | 1,917 | 17,516,819 | 21,082 | 29,673,493 | 428,214 | 282,818 | 247,639 | 530,457 | 374,075 | 0 | 374,075 | 48,559,619 |
| F1 | 255,005 | 488,958 | 231,517 | 59,859 | 175 | 66 | 1,035,580 | 32 | 1,754,272 | 33,110 | 20,973 | 22,436 | 43,409 | 19,595 | 0 | 19,595 | 2,886,493 |
| F2 | 611,264 | 765,497 | 168,633 | 88,313 | 521 | 149 | 1,634,377 | 226 | 2,768,635 | 44,744 | 32,369 | 20,856 | 53,225 | 32,670 | 0 | 32,670 | 4,534,221 |
| F3 | 214,602 | 144,470 | 43,561 | 33,745 | 689 | 207 | 437,274 | 1,277 | 740,740 | 12,022 | 5,404 | 3,910 | 9,314 | 6,583 | 0 | 6,583 | 1,211,868 |
| G | 146,357 | 174,103 | 23,751 | 13,039 | 744 | 224 | 358,218 | 1,754 | 606,823 | 7,379 | 7,355 | 5,629 | 12,984 | 6,000 | 0 | 6,000 | 993,186 |
| H | 74,220 | 64,753 | 24,214 | 10,652 | 224 | 48 | 174,111 | 219 | 294,945 | 5,331 | 2,521 | 3,316 | 5,837 | 1,588 | 0 | 1,588 | 482,869 |
| I | 20,288 | 22,775 | 11,422 | 6,299 | 82 | 13 | 60,879 | 87 | 103,130 | 2,466 | 839 | 811 | 1,650 | 859 | 0 | 859 | 169,216 |
| 合計 | 9,766,342 | 10,133,866 | 3,025,060 | 1,487,004 | 15,482 | 4,792 | 24,432,546 | 45,463 | 41,388,738 | 621,325 | 392,745 | 334,587 | 727,332 | 501,816 | 0 | 501,816 | 67,778,818 |

●事業を実施した場合
様式-3

| 氾濫 ブロック | 水系名:利根川 河川名:利根川 | | | | | | | | | | 事業所統計調査年:H13 | | | | | 備考 | |
|------------|-----------------|-----------|-----------|-----------|--------|-------|------------|--------|--------------------|----------------|------------------|---------------|---------------------------|--------------|----|---------|------------|
| | 一般資産被書額 | | | | | 農漁家資産 | | | | | 家庭における 緊急対策費用 | | | | | | |
| | 家屋 | 家庭用品 | 事業所資産 | | 小計 | 水稲 | 畑作物 | 小計 | 公共土木 施設等 被書額 | 営業 停止 損失 | 清掃 労働 対価 | 代替 活動 等 | 事業所 における 緊急対策 費用 | その他の 間接被害 | 小計 | | 合計 |
| | | | 償却 | 在庫 | | | | | | | | | | | | | |
| A | 452,339 | 236,347 | 86,692 | 61,162 | 2,610 | 768 | 839,918 | 15,144 | 1,422,819 | 23,787 | 9,989 | 6,514 | 15,503 | 14,355 | 0 | 14,355 | 2,331,526 |
| B | 753,087 | 428,009 | 170,228 | 111,356 | 2,605 | 768 | 1,466,053 | 32,746 | 2,483,494 | 43,463 | 16,106 | 11,481 | 27,587 | 31,005 | 0 | 31,005 | 4,084,348 |
| C | 195,169 | 212,486 | 52,476 | 26,615 | 514 | 147 | 487,407 | 1,495 | 825,665 | 12,185 | 8,543 | 5,590 | 14,133 | 7,822 | 0 | 7,822 | 1,348,707 |
| D-1 | 147,185 | 146,798 | 34,578 | 17,725 | 1,263 | 411 | 347,960 | 10,592 | 589,443 | 6,990 | 5,731 | 5,372 | 11,103 | 6,018 | 0 | 6,018 | 972,190 |
| D-2 | 18,339 | 18,942 | 4,467 | 1,958 | 171 | 59 | 43,936 | 135 | 74,427 | 941 | 712 | 794 | 1,506 | 626 | 0 | 626 | 121,571 |
| E | 6,267,150 | 7,067,018 | 2,096,142 | 1,004,525 | 5,630 | 1,856 | 16,442,321 | 20,089 | 27,853,293 | 395,841 | 265,566 | 239,372 | 504,938 | 358,292 | 0 | 358,292 | 45,589,675 |
| F1 | 249,608 | 480,154 | 224,505 | 58,284 | 169 | 64 | 1,012,784 | 32 | 1,715,657 | 32,129 | 20,556 | 22,010 | 42,566 | 19,243 | 0 | 19,243 | 2,822,876 |
| F2 | 605,530 | 762,305 | 167,486 | 88,057 | 520 | 148 | 1,624,046 | 226 | 2,751,135 | 44,231 | 32,149 | 20,739 | 52,888 | 32,596 | 0 | 32,596 | 4,505,466 |
| F3 | 206,603 | 136,322 | 42,459 | 32,982 | 664 | 199 | 419,229 | 5,801 | 710,175 | 11,761 | 5,143 | 3,775 | 8,918 | 6,277 | 0 | 6,277 | 1,162,161 |
| G | 140,016 | 167,630 | 23,214 | 12,881 | 726 | 219 | 344,686 | 1,721 | 583,899 | 7,251 | 7,128 | 5,532 | 12,660 | 5,911 | 0 | 5,911 | 956,155 |
| H | 70,049 | 60,811 | 22,956 | 10,041 | 208 | 45 | 164,110 | 217 | 278,004 | 5,150 | 2,382 | 3,201 | 5,583 | 1,419 | 0 | 1,419 | 455,303 |
| I | 19,674 | 21,752 | 11,066 | 6,093 | 79 | 13 | 58,677 | 85 | 99,400 | 2,402 | 812 | 784 | 1,596 | 824 | 0 | 824 | 163,127 |
| 合計 | 9,124,749 | 9,738,574 | 2,936,269 | 1,431,679 | 15,159 | 4,697 | 23,251,127 | 44,403 | 39,387,411 | 586,131 | 373,817 | 325,164 | 698,981 | 484,388 | 0 | 484,388 | 64,513,105 |

⑩【H10.09.14】
●事業を実施しない場合
様式-3

| 氾濫 ブロック | 水系名:利根川 河川名:利根川 国勢調査年:H17 事業所統計調査年:H13 流量規模:1/3 | | | | | | | | | | | |
|------------|---|------|-------|----|----|--------|-----|-----|--------------------|----------------|------------------|---------------|
| | 一般資産被害額 | | | | | 農作物被害額 | | | | | | |
| | 家屋 | 家庭用品 | 事業所資産 | | 小計 | 水稻 | 畑作物 | 小計 | 公共土木 施設等 被害額 | 営業 停止 損失 | 家庭における 応急対策費用 | |
| | | | 償却 | 在庫 | | | | | | | 清掃 労働 対価 | 代替 活動 等 |
| A | 0 | 0 | 0 | 0 | 0 | 0 | 0 | 0 | 0 | 0 | 0 | 0 |
| B | 0 | 0 | 0 | 0 | 0 | 0 | 0 | 0 | 0 | 0 | 0 | 0 |
| C | 0 | 0 | 0 | 0 | 0 | 0 | 0 | 0 | 0 | 0 | 0 | 0 |
| D-1 | 0 | 0 | 0 | 0 | 0 | 0 | 0 | 0 | 0 | 0 | 0 | 0 |
| D-2 | 32 | 13 | 39 | 15 | 99 | 4 | 4 | 169 | 14 | 2 | 1 | 290 |
| E | 0 | 0 | 0 | 0 | 0 | 0 | 0 | 0 | 0 | 0 | 0 | 0 |
| F1 | 0 | 0 | 0 | 0 | 0 | 0 | 0 | 0 | 0 | 0 | 0 | 0 |
| F2 | 0 | 0 | 0 | 0 | 0 | 0 | 0 | 0 | 0 | 0 | 0 | 0 |
| F3 | 0 | 0 | 0 | 0 | 0 | 0 | 0 | 0 | 0 | 0 | 0 | 0 |
| G | 0 | 0 | 0 | 0 | 0 | 2 | 2 | 0 | 0 | 0 | 0 | 2 |
| H | 0 | 0 | 0 | 0 | 0 | 0 | 0 | 0 | 0 | 0 | 0 | 0 |
| I | 0 | 0 | 0 | 0 | 0 | 0 | 0 | 0 | 0 | 0 | 0 | 0 |
| 合計 | 32 | 13 | 39 | 15 | 99 | 6 | 6 | 169 | 14 | 2 | 1 | 292 |

●事業を実施した場合
様式-3

| 氾濫 ブロック | 水系名:利根川 河川名:利根川 国勢調査年:H17 事業所統計調査年:H13 流量規模:1/3 | | | | | | | | | | | |
|------------|---|------|-------|----|----|--------|-----|-----|--------------------|----------------|------------------|---------------|
| | 一般資産被害額 | | | | | 農作物被害額 | | | | | | |
| | 家屋 | 家庭用品 | 事業所資産 | | 小計 | 水稻 | 畑作物 | 小計 | 公共土木 施設等 被害額 | 営業 停止 損失 | 家庭における 応急対策費用 | |
| | | | 償却 | 在庫 | | | | | | | 清掃 労働 対価 | 代替 活動 等 |
| A | 0 | 0 | 0 | 0 | 0 | 0 | 0 | 0 | 0 | 0 | 0 | 0 |
| B | 0 | 0 | 0 | 0 | 0 | 0 | 0 | 0 | 0 | 0 | 0 | 0 |
| C | 0 | 0 | 0 | 0 | 0 | 0 | 0 | 0 | 0 | 0 | 0 | 0 |
| D-1 | 0 | 0 | 0 | 0 | 0 | 0 | 0 | 0 | 0 | 0 | 0 | 0 |
| D-2 | 26 | 7 | 24 | 9 | 66 | 4 | 4 | 112 | 10 | 2 | 3 | 195 |
| E | 0 | 0 | 0 | 0 | 0 | 0 | 0 | 0 | 0 | 0 | 0 | 0 |
| F1 | 0 | 0 | 0 | 0 | 0 | 0 | 0 | 0 | 0 | 0 | 0 | 0 |
| F2 | 0 | 0 | 0 | 0 | 0 | 0 | 0 | 0 | 0 | 0 | 0 | 0 |
| F3 | 0 | 0 | 0 | 0 | 0 | 0 | 0 | 0 | 0 | 0 | 0 | 0 |
| G | 0 | 0 | 0 | 0 | 0 | 2 | 2 | 0 | 0 | 0 | 0 | 2 |
| H | 0 | 0 | 0 | 0 | 0 | 0 | 0 | 0 | 0 | 0 | 0 | 0 |
| I | 0 | 0 | 0 | 0 | 0 | 0 | 0 | 0 | 0 | 0 | 0 | 0 |
| 合計 | 26 | 7 | 24 | 9 | 66 | 6 | 6 | 112 | 10 | 2 | 3 | 197 |

⑩【H10.09.14】
●事業を実施しない場合
様式-3

| 氾濫 ブロック | 水系名:利根川 河川名:利根川 国勢調査年:H17 事業所統計調査年:H13 流量規模:1/5 | | | | | | | | | | | | | | | | | | | |
|------------|---|--------|--------|-------|-----|------------------|---------|-------|-----|--------------------|----------------|----------------|---------------|-------|---------------------------|--------------|-------|---------|----------|----|
| | 事業所資産被雪額 | | | | | 家庭における 応急対策費用 | | | | | | | | | | | | | | |
| | 家屋 | 家庭用品 | 事業所資産 | | 小計 | 農業被雪額 | 水稲 | 畑作物 | 小計 | 公共土木 施設等 被害額 | 営業 停止 損失 | 清掃 労働 対価 | 代替 活動 等 | 小計 | 事業所 における 応急対策 費用 | その他の 間接被害 | 小計 | 合計 | 備考 | |
| | | | 償却 | 在庫 | | | | | | | | | | | | | | | | 償却 |
| A | 0 | 0 | 0 | 0 | 0 | 0 | 0 | 0 | 0 | 0 | 0 | 0 | 0 | 0 | 0 | 0 | 0 | 0 | 0 | |
| B | 0 | 0 | 0 | 0 | 0 | 0 | 0 | 0 | 0 | 0 | 0 | 0 | 0 | 0 | 0 | 0 | 0 | 0 | 0 | |
| C | 0 | 0 | 0 | 0 | 0 | 0 | 0 | 0 | 0 | 0 | 0 | 0 | 0 | 0 | 0 | 0 | 0 | 0 | 0 | |
| D-1 | 26,941 | 32,392 | 8,892 | 2,644 | 310 | 109 | 70,648 | 5,110 | 32 | 5,142 | 119,679 | 1,526 | 1,764 | 3,100 | 679 | 0 | 6,79 | 200,774 | | |
| D-2 | 396 | 245 | 173 | 73 | 8 | 3 | 898 | 22 | 2 | 24 | 1,521 | 50 | 25 | 39 | 13 | 0 | 13 | 2,545 | | |
| E | 0 | 0 | 0 | 0 | 0 | 0 | 0 | 0 | 0 | 0 | 0 | 0 | 0 | 0 | 0 | 0 | 0 | 0 | | |
| F1 | 0 | 0 | 0 | 0 | 0 | 0 | 0 | 0 | 0 | 0 | 0 | 0 | 0 | 0 | 0 | 0 | 0 | 0 | | |
| F2 | 0 | 0 | 0 | 0 | 0 | 0 | 0 | 0 | 0 | 0 | 0 | 0 | 0 | 0 | 0 | 0 | 0 | 0 | | |
| F3 | 22,434 | 11,824 | 5,008 | 3,488 | 75 | 26 | 42,855 | 436 | 687 | 1,123 | 72,593 | 1,278 | 550 | 1,013 | 709 | 0 | 709 | 119,571 | | |
| G | 17,095 | 25,585 | 2,441 | 1,861 | 78 | 24 | 47,084 | 597 | 1 | 598 | 79,761 | 665 | 863 | 1,817 | 941 | 0 | 941 | 130,866 | | |
| H | 0 | 0 | 0 | 0 | 0 | 0 | 0 | 0 | 0 | 0 | 0 | 0 | 0 | 0 | 0 | 0 | 0 | 0 | | |
| I | 0 | 0 | 0 | 0 | 0 | 0 | 0 | 0 | 0 | 0 | 0 | 0 | 0 | 0 | 0 | 0 | 0 | 0 | | |
| 合計 | 66,266 | 70,046 | 16,474 | 8,066 | 471 | 162 | 161,485 | 6,165 | 722 | 6,887 | 273,554 | 3,519 | 3,202 | 5,969 | 2,342 | 0 | 2,342 | 453,756 | (単位:百万円) | |

85 ●事業を実施した場合

| 氾濫 ブロック | 水系名:利根川 河川名:利根川 国勢調査年:H17 事業所統計調査年:H13 流量規模:1/5 | | | | | | | | | | | | | | | | | | |
|------------|---|--------|--------|-------|-----|------------------|---------|-------|-----|--------------------|----------------|----------------|---------------|-------|---------------------------|--------------|-------|---------|----------|
| | 事業所資産被雪額 | | | | | 家庭における 応急対策費用 | | | | | | | | | | | | | |
| | 家屋 | 家庭用品 | 事業所資産 | | 小計 | 農業被雪額 | 水稲 | 畑作物 | 小計 | 公共土木 施設等 被害額 | 営業 停止 損失 | 清掃 労働 対価 | 代替 活動 等 | 小計 | 事業所 における 応急対策 費用 | その他の 間接被害 | 小計 | 合計 | 備考 |
| | | | 償却 | 在庫 | | | | | | | | | | | | | | | |
| A | 0 | 0 | 0 | 0 | 0 | 0 | 0 | 0 | 0 | 0 | 0 | 0 | 0 | 0 | 0 | 0 | 0 | 0 | |
| B | 0 | 0 | 0 | 0 | 0 | 0 | 0 | 0 | 0 | 0 | 0 | 0 | 0 | 0 | 0 | 0 | 0 | 0 | |
| C | 0 | 0 | 0 | 0 | 0 | 0 | 0 | 0 | 0 | 0 | 0 | 0 | 0 | 0 | 0 | 0 | 0 | 0 | |
| D-1 | 23,566 | 29,465 | 8,217 | 2,395 | 285 | 101 | 64,029 | 4,875 | 27 | 4,902 | 108,465 | 1,410 | 1,651 | 2,868 | 618 | 0 | 618 | 182,292 | |
| D-2 | 197 | 194 | 120 | 44 | 8 | 3 | 566 | 22 | 1 | 23 | 959 | 27 | 11 | 18 | 12 | 0 | 12 | 1,605 | |
| E | 0 | 0 | 0 | 0 | 0 | 0 | 0 | 0 | 0 | 0 | 0 | 0 | 0 | 0 | 0 | 0 | 0 | 0 | |
| F1 | 0 | 0 | 0 | 0 | 0 | 0 | 0 | 0 | 0 | 0 | 0 | 0 | 0 | 0 | 0 | 0 | 0 | 0 | |
| F2 | 0 | 0 | 0 | 0 | 0 | 0 | 0 | 0 | 0 | 0 | 0 | 0 | 0 | 0 | 0 | 0 | 0 | 0 | |
| F3 | 19,618 | 9,901 | 4,391 | 3,014 | 67 | 23 | 37,014 | 430 | 663 | 1,093 | 62,701 | 1,162 | 488 | 892 | 636 | 0 | 636 | 103,498 | |
| G | 14,929 | 23,586 | 2,287 | 1,744 | 60 | 18 | 42,624 | 405 | 1 | 406 | 72,207 | 619 | 847 | 1,742 | 864 | 0 | 864 | 118,462 | |
| H | 0 | 0 | 0 | 0 | 0 | 0 | 0 | 0 | 0 | 0 | 0 | 0 | 0 | 0 | 0 | 0 | 0 | 0 | |
| I | 0 | 0 | 0 | 0 | 0 | 0 | 0 | 0 | 0 | 0 | 0 | 0 | 0 | 0 | 0 | 0 | 0 | 0 | |
| 合計 | 58,310 | 63,146 | 15,015 | 7,197 | 420 | 145 | 144,233 | 5,732 | 692 | 6,424 | 244,332 | 3,218 | 2,997 | 5,520 | 2,130 | 0 | 2,130 | 405,857 | (単位:百万円) |

⑩【H10.09.14】
●事業を実施しない場合
様式-3

| 氾濫 ブロック | 水系名:利根川 河川名:利根川 国勢調査年:H17 事業所統計調査年:H13 流量規模:1/10 | | | | | | | | | | | | | | | | | | |
|------------|--|---------|--------|--------|-------|-------|---------|--------|--------------------|----------------|------------------|---------------|--------|---------------------------|--------------|--------|--------|-----------|----------|
| | 事業所資産 | | | | | 農漁家資産 | | | | | 家庭における 緊急対策費用 | | | | | | | | |
| | 家屋 | 家庭用品 | 在庫 | | 小計 | 水稲 | 畑作物 | 小計 | 公共土木 施設等 被害額 | 営業 停止 損失 | 清掃 労働 対価 | 代替 活動 等 | 小計 | 事業所 における 緊急対策 費用 | その他の 間接被害 | 小計 | 合計 | 備考 | |
| | | | 償却 | 在庫 | | | | | | | | | | | | | | | 償却 |
| A | 0 | 0 | 0 | 0 | 0 | 0 | 0 | 0 | 0 | 0 | 0 | 0 | 0 | 0 | 0 | 0 | 0 | | |
| B | 229,036 | 164,348 | 66,675 | 40,949 | 834 | 253 | 502,095 | 1,875 | 10,611 | 12,486 | 850,548 | 16,233 | 6,162 | 4,745 | 10,907 | 11,868 | 11,868 | 1,404,137 | |
| C | 0 | 0 | 0 | 0 | 0 | 0 | 0 | 0 | 0 | 0 | 0 | 0 | 0 | 0 | 0 | 0 | 0 | 0 | |
| D-1 | 47,022 | 52,297 | 15,295 | 4,820 | 512 | 181 | 120,127 | 6,617 | 57 | 6,674 | 203,494 | 2,441 | 2,141 | 2,570 | 4,711 | 1,397 | 1,397 | 338,844 | |
| D-2 | 1,353 | 1,091 | 440 | 151 | 47 | 16 | 3,098 | 39 | 3 | 42 | 5,250 | 91 | 45 | 75 | 120 | 33 | 33 | 8,634 | |
| E | 0 | 0 | 0 | 0 | 0 | 0 | 0 | 0 | 0 | 0 | 0 | 0 | 0 | 0 | 0 | 0 | 0 | 0 | |
| F1 | 0 | 0 | 0 | 0 | 0 | 0 | 0 | 0 | 0 | 0 | 0 | 0 | 0 | 0 | 0 | 0 | 0 | 0 | |
| F2 | 0 | 0 | 0 | 0 | 0 | 0 | 0 | 0 | 0 | 0 | 0 | 0 | 0 | 0 | 0 | 0 | 0 | 0 | |
| F3 | 46,725 | 33,352 | 12,849 | 8,392 | 157 | 52 | 101,527 | 706 | 1,401 | 2,107 | 171,989 | 2,771 | 1,210 | 1,268 | 2,478 | 1,795 | 1,795 | 282,667 | |
| G | 20,749 | 29,794 | 3,834 | 2,437 | 170 | 58 | 57,042 | 975 | 5 | 980 | 96,629 | 1,005 | 1,158 | 1,135 | 2,293 | 1,197 | 1,197 | 159,146 | |
| H | 0 | 0 | 0 | 0 | 0 | 0 | 0 | 0 | 1 | 1 | 0 | 0 | 0 | 0 | 0 | 0 | 0 | 1 | |
| I | 0 | 0 | 0 | 0 | 0 | 0 | 0 | 0 | 0 | 0 | 0 | 0 | 0 | 0 | 0 | 0 | 0 | 0 | |
| 合計 | 344,885 | 280,892 | 99,093 | 56,749 | 1,720 | 560 | 783,889 | 10,212 | 12,078 | 22,290 | 1,327,910 | 22,541 | 10,716 | 9,793 | 20,509 | 16,290 | 16,290 | 2,193,429 | (単位:百万円) |

●事業を実施した場合

| 氾濫 ブロック | 水系名:利根川 河川名:利根川 国勢調査年:H17 事業所統計調査年:H13 流量規模:1/10 | | | | | | | | | | | | | | | | | | |
|------------|--|---------|--------|--------|-------|-------|---------|-------|--------------------|----------------|------------------|---------------|-------|---------------------------|--------------|--------|--------|-----------|----------|
| | 事業所資産 | | | | | 農漁家資産 | | | | | 家庭における 緊急対策費用 | | | | | | | | |
| | 家屋 | 家庭用品 | 在庫 | | 小計 | 水稲 | 畑作物 | 小計 | 公共土木 施設等 被害額 | 営業 停止 損失 | 清掃 労働 対価 | 代替 活動 等 | 小計 | 事業所 における 緊急対策 費用 | その他の 間接被害 | 小計 | 合計 | 備考 | |
| | | | 償却 | 在庫 | | | | | | | | | | | | | | | 償却 |
| A | 0 | 0 | 0 | 0 | 0 | 0 | 0 | 0 | 0 | 0 | 0 | 0 | 0 | 0 | 0 | 0 | 0 | 0 | |
| B | 198,120 | 146,973 | 61,746 | 37,253 | 752 | 229 | 445,073 | 1,777 | 9,552 | 11,329 | 753,953 | 14,637 | 5,541 | 4,353 | 9,894 | 11,059 | 11,059 | 1,245,945 | |
| C | 0 | 0 | 0 | 0 | 0 | 0 | 0 | 0 | 0 | 0 | 0 | 0 | 0 | 0 | 0 | 0 | 0 | 0 | |
| D-1 | 42,811 | 48,404 | 14,655 | 4,596 | 491 | 174 | 111,131 | 6,499 | 55 | 6,554 | 188,254 | 2,333 | 1,972 | 2,411 | 4,383 | 1,334 | 1,334 | 313,989 | |
| D-2 | 1,029 | 935 | 338 | 133 | 46 | 16 | 2,497 | 36 | 3 | 39 | 4,231 | 77 | 35 | 56 | 91 | 31 | 31 | 6,966 | |
| E | 0 | 0 | 0 | 0 | 0 | 0 | 0 | 0 | 0 | 0 | 0 | 0 | 0 | 0 | 0 | 0 | 0 | 0 | |
| F1 | 0 | 0 | 0 | 0 | 0 | 0 | 0 | 0 | 0 | 0 | 0 | 0 | 0 | 0 | 0 | 0 | 0 | 0 | |
| F2 | 0 | 0 | 0 | 0 | 0 | 0 | 0 | 0 | 0 | 0 | 0 | 0 | 0 | 0 | 0 | 0 | 0 | 0 | |
| F3 | 43,161 | 29,862 | 11,321 | 7,517 | 144 | 48 | 92,063 | 571 | 1,134 | 1,705 | 155,938 | 2,500 | 1,080 | 1,169 | 2,249 | 1,519 | 1,519 | 255,964 | |
| G | 20,539 | 29,490 | 3,767 | 2,382 | 157 | 54 | 56,379 | 956 | 5 | 961 | 95,506 | 987 | 1,146 | 1,122 | 2,268 | 1,179 | 1,179 | 157,280 | |
| H | 0 | 0 | 0 | 0 | 0 | 0 | 0 | 0 | 0 | 0 | 0 | 0 | 0 | 0 | 0 | 0 | 0 | 0 | |
| I | 0 | 0 | 0 | 0 | 0 | 0 | 0 | 0 | 0 | 0 | 0 | 0 | 0 | 0 | 0 | 0 | 0 | 0 | |
| 合計 | 305,660 | 255,654 | 91,827 | 51,881 | 1,590 | 521 | 707,133 | 9,839 | 10,749 | 20,588 | 1,197,882 | 20,534 | 9,774 | 9,111 | 18,885 | 15,122 | 15,122 | 1,980,144 | (単位:百万円) |

⑩【H10.09.14】
●事業を実施しない場合
様式-3

| 氾濫 ブロック | 水系名:利根川 河川名:利根川 国勢調査年:H17 事業所統計調査年:H13 流量規模:1/30 | | | | | | | | | | | | | | | | | | |
|------------|--|-----------|---------|---------|-------|-------|-----------|--------|--------------------|----------------|------------------|---------------|--------|--------|---------|--------|---|--------|------------|
| | 事業所資産 | | | | | 農漁家資産 | | | | | | | | | | | | | |
| | 家屋 | 家庭用品 | 在庫 | | 小計 | 水稲 | 畑作物 | 小計 | 公共土木 施設等 被害額 | 営業 停止 損失 | 家庭における 応急対策費用 | | | | | | | | |
| | | | 償却 | 在庫 | | | | | | | 清掃 労働 対価 | 代替 活動 等 | 小計 | | | | | | |
| A | 226,280 | 147,812 | 60,503 | 37,748 | 1,595 | 484 | 474,422 | 4,513 | 8,106 | 12,619 | 803,672 | 13,649 | 5,453 | 4,403 | 9,856 | 8,741 | 0 | 8,741 | 1,322,959 |
| B | 363,069 | 231,532 | 100,793 | 61,868 | 1,353 | 411 | 759,026 | 2,383 | 15,878 | 18,261 | 1,285,790 | 23,505 | 8,683 | 6,650 | 15,333 | 16,703 | 0 | 16,703 | 2,118,618 |
| C | 63,517 | 92,666 | 26,741 | 11,173 | 286 | 89 | 194,472 | 1,231 | 11 | 1,242 | 329,436 | 4,512 | 3,661 | 3,335 | 6,996 | 2,993 | 0 | 2,993 | 539,651 |
| D-1 | 63,925 | 73,349 | 20,662 | 7,306 | 655 | 232 | 166,129 | 7,493 | 64 | 7,557 | 281,421 | 3,329 | 2,898 | 3,199 | 6,097 | 2,307 | 0 | 2,307 | 466,840 |
| D-2 | 2,080 | 1,908 | 724 | 281 | 68 | 25 | 5,086 | 45 | 5 | 50 | 8,616 | 141 | 76 | 102 | 178 | 84 | 0 | 84 | 14,155 |
| E | 769,218 | 793,973 | 364,927 | 146,798 | 1,915 | 669 | 2,077,500 | 14,721 | 7,588 | 22,309 | 3,519,284 | 70,476 | 32,764 | 44,688 | 77,452 | 32,752 | 0 | 32,752 | 5,799,773 |
| F1 | 0 | 0 | 0 | 0 | 0 | 0 | 0 | 0 | 0 | 0 | 0 | 0 | 0 | 0 | 0 | 0 | 0 | 0 | 0 |
| F2 | 218,727 | 336,597 | 77,363 | 33,390 | 265 | 83 | 666,425 | 176 | 253 | 429 | 1,128,923 | 15,420 | 13,848 | 12,226 | 26,074 | 12,584 | 0 | 12,584 | 1,849,855 |
| F3 | 80,130 | 55,013 | 20,112 | 13,996 | 255 | 82 | 169,588 | 903 | 2,197 | 3,100 | 287,281 | 4,388 | 2,076 | 1,874 | 3,950 | 2,940 | 0 | 2,940 | 471,247 |
| G | 31,556 | 48,992 | 7,208 | 4,125 | 307 | 94 | 92,282 | 1,104 | 8 | 1,112 | 156,326 | 1,856 | 1,930 | 1,865 | 3,795 | 2,093 | 0 | 2,093 | 257,464 |
| H | 37,268 | 26,379 | 11,937 | 5,036 | 97 | 18 | 80,735 | 165 | 571 | 736 | 136,766 | 3,406 | 1,331 | 2,155 | 3,486 | 418 | 0 | 418 | 225,547 |
| I | 11,948 | 11,203 | 5,251 | 2,088 | 42 | 8 | 30,540 | 55 | 117 | 172 | 51,733 | 1,214 | 448 | 527 | 975 | 216 | 0 | 216 | 84,850 |
| 合計 | 1,867,718 | 1,819,424 | 696,221 | 323,809 | 6,838 | 2,195 | 4,716,205 | 32,789 | 34,798 | 67,587 | 7,989,248 | 141,896 | 73,168 | 81,024 | 154,192 | 81,831 | 0 | 81,831 | 13,150,959 |

●事業を実施した場合
様式-3

| 氾濫 ブロック | 水系名:利根川 河川名:利根川 国勢調査年:H17 事業所統計調査年:H13 流量規模:1/30 | | | | | | | | | | | | | | | | | | |
|------------|--|-----------|---------|---------|-------|-------|-----------|--------|--------------------|----------------|------------------|---------------|--------|--------|---------|--------|---|--------|-----------|
| | 事業所資産 | | | | | 農漁家資産 | | | | | | | | | | | | | |
| | 家屋 | 家庭用品 | 在庫 | | 小計 | 水稲 | 畑作物 | 小計 | 公共土木 施設等 被害額 | 営業 停止 損失 | 家庭における 応急対策費用 | | | | | | | | |
| | | | 償却 | 在庫 | | | | | | | 清掃 労働 対価 | 代替 活動 等 | 小計 | | | | | | |
| A | 198,021 | 135,244 | 56,997 | 35,225 | 1,444 | 445 | 427,376 | 4,378 | 7,867 | 12,245 | 723,973 | 12,677 | 5,010 | 4,151 | 9,161 | 8,082 | 0 | 8,082 | 1,193,514 |
| B | 334,872 | 219,878 | 93,698 | 57,403 | 1,286 | 389 | 707,526 | 2,319 | 14,969 | 17,288 | 1,198,547 | 22,066 | 8,150 | 6,194 | 14,344 | 16,011 | 0 | 16,011 | 1,975,782 |
| C | 59,114 | 85,885 | 26,623 | 10,636 | 273 | 86 | 182,617 | 1,200 | 11 | 1,211 | 309,353 | 4,326 | 3,451 | 3,250 | 6,701 | 2,812 | 0 | 2,812 | 507,020 |
| D-1 | 62,715 | 72,503 | 20,315 | 7,218 | 644 | 229 | 163,624 | 7,444 | 64 | 7,508 | 277,178 | 3,269 | 2,871 | 3,170 | 6,041 | 2,269 | 0 | 2,269 | 459,889 |
| D-2 | 1,872 | 1,450 | 581 | 203 | 56 | 20 | 4,182 | 44 | 5 | 49 | 7,083 | 118 | 65 | 91 | 156 | 57 | 0 | 57 | 11,645 |
| E | 637,814 | 674,319 | 306,346 | 123,637 | 1,707 | 598 | 1,744,421 | 13,778 | 6,871 | 20,649 | 2,955,049 | 59,004 | 27,194 | 37,145 | 64,339 | 27,589 | 0 | 27,589 | 4,871,051 |
| F1 | 0 | 0 | 0 | 0 | 0 | 0 | 0 | 0 | 0 | 0 | 0 | 0 | 0 | 0 | 0 | 0 | 0 | 0 | 0 |
| F2 | 0 | 0 | 0 | 0 | 0 | 0 | 0 | 0 | 0 | 0 | 0 | 0 | 0 | 0 | 0 | 0 | 0 | 0 | 0 |
| F3 | 77,593 | 53,537 | 19,645 | 13,633 | 243 | 78 | 164,729 | 880 | 2,049 | 2,929 | 279,050 | 4,288 | 2,025 | 1,830 | 3,855 | 2,860 | 0 | 2,860 | 457,711 |
| G | 30,634 | 47,388 | 6,721 | 3,928 | 300 | 92 | 89,063 | 1,101 | 8 | 1,109 | 150,875 | 1,758 | 1,834 | 1,822 | 3,656 | 1,970 | 0 | 1,970 | 248,431 |
| H | 14,489 | 5,703 | 4,955 | 2,227 | 10 | 1 | 27,385 | 113 | 333 | 446 | 46,392 | 1,933 | 623 | 1,125 | 1,748 | 63 | 0 | 63 | 77,967 |
| I | 3,828 | 2,643 | 2,143 | 857 | 2 | 1 | 9,474 | 39 | 68 | 107 | 16,047 | 680 | 163 | 253 | 416 | 59 | 0 | 59 | 26,783 |
| 合計 | 1,420,952 | 1,298,550 | 538,024 | 254,967 | 5,965 | 1,939 | 3,520,397 | 31,296 | 32,245 | 63,541 | 5,963,547 | 110,119 | 51,386 | 59,031 | 110,417 | 61,772 | 0 | 61,772 | 9,829,793 |

⑩【H10.09.14】
●事業を実施しない場合
様式-3

| 氾濫 ブロック | 水系名:利根川 | | | | 河川名:利根川 | | | | 国勢調査年:H17 | | | | 事業所統計調査年:H13 | | | | 流量規模:1/50 | | | |
|------------|-----------|-----------|---------|---------|---------|-------|-----------|--------|--------------------|--------|----------------|---------------|------------------|--------------|---------------------------|---------|-----------|---------|------------|----------|
| | 事業所資産 | | 農漁家資産 | | 農作物被害額 | | 小計 | | 公共土木 施設等 被害額 | | 営業 停止 損失 | | 家庭における 応急対策費用 | | 事業所 における 応急対策 費用 | | | | | |
| | 償却 | 在庫 | 償却 | 在庫 | 稲 | 畑作物 | 小計 | 小計 | 被書額 | 被書額 | 清掃 労働 対価 | 代替 活動 等 | 小計 | その他の 間接被害 | 小計 | 合計 | | 備考 | | |
| A | 260,596 | 161,752 | 64,039 | 41,816 | 1,740 | 526 | 530,489 | 4,623 | 8,422 | 13,045 | 898,614 | 15,051 | 5,982 | 4,647 | 10,629 | 9,529 | 0 | 9,529 | 1,477,337 | |
| B | 412,199 | 256,835 | 109,077 | 67,909 | 1,517 | 461 | 847,998 | 2,444 | 17,503 | 19,947 | 1,436,509 | 26,160 | 9,670 | 7,271 | 16,941 | 18,774 | 0 | 18,774 | 2,366,329 | |
| C | 79,206 | 109,496 | 27,795 | 13,662 | 320 | 98 | 230,577 | 1,280 | 13 | 1,293 | 390,597 | 5,467 | 4,330 | 3,732 | 8,062 | 3,710 | 0 | 3,710 | 639,706 | |
| D-1 | 69,707 | 79,647 | 22,896 | 8,385 | 692 | 244 | 181,571 | 7,953 | 68 | 8,021 | 307,582 | 3,767 | 3,155 | 3,410 | 6,565 | 2,591 | 0 | 2,591 | 510,097 | |
| D-2 | 3,240 | 2,765 | 1,093 | 400 | 75 | 28 | 7,601 | 49 | 6 | 55 | 12,876 | 197 | 108 | 150 | 258 | 124 | 0 | 124 | 21,111 | |
| E | 1,014,458 | 1,069,835 | 483,396 | 188,194 | 2,266 | 789 | 2,738,938 | 15,598 | 8,543 | 24,141 | 4,639,760 | 89,437 | 44,977 | 60,508 | 105,485 | 45,271 | 0 | 45,271 | 7,643,032 | 148.5km |
| F1 | 0 | 0 | 0 | 0 | 0 | 0 | 0 | 0 | 0 | 0 | 0 | 0 | 0 | 0 | 0 | 0 | 0 | 0 | 0 | 0 |
| F2 | 273,500 | 411,215 | 93,271 | 42,338 | 312 | 94 | 820,730 | 177 | 253 | 430 | 1,390,317 | 19,306 | 16,752 | 13,508 | 30,260 | 16,214 | 0 | 16,214 | 2,277,257 | |
| F3 | 90,839 | 61,911 | 21,273 | 15,164 | 295 | 93 | 189,575 | 942 | 2,404 | 3,346 | 321,139 | 4,804 | 2,325 | 2,037 | 4,362 | 3,226 | 0 | 3,226 | 526,452 | |
| G | 38,444 | 59,382 | 8,033 | 4,843 | 341 | 102 | 111,145 | 1,123 | 9 | 1,132 | 188,281 | 2,218 | 2,356 | 2,213 | 4,569 | 2,405 | 0 | 2,405 | 309,750 | |
| H | 43,232 | 32,759 | 14,121 | 5,890 | 115 | 22 | 96,139 | 182 | 631 | 813 | 162,857 | 3,749 | 1,512 | 2,371 | 3,883 | 597 | 0 | 597 | 268,038 | |
| I | 14,344 | 14,514 | 6,535 | 2,758 | 54 | 10 | 38,215 | 60 | 117 | 177 | 64,734 | 1,431 | 541 | 594 | 1,135 | 382 | 0 | 382 | 106,074 | |
| 合計 | 2,299,765 | 2,260,111 | 831,529 | 391,359 | 7,727 | 2,467 | 5,792,958 | 34,431 | 37,969 | 72,400 | 9,813,266 | 171,587 | 91,708 | 100,441 | 192,149 | 102,823 | 0 | 102,823 | 16,145,183 | (単位:百万円) |

●事業を実施した場合

| 氾濫 ブロック | 水系名:利根川 | | | | 河川名:利根川 | | | | 国勢調査年:H17 | | | | 事業所統計調査年:H13 | | | | 流量規模:1/50 | | | |
|------------|-----------|-----------|---------|---------|---------|-------|-----------|--------|--------------------|--------|----------------|---------------|------------------|--------------|---------------------------|--------|-----------|--------|------------|----------|
| | 事業所資産 | | 農漁家資産 | | 農作物被害額 | | 小計 | | 公共土木 施設等 被害額 | | 営業 停止 損失 | | 家庭における 応急対策費用 | | 事業所 における 応急対策 費用 | | | | | |
| | 償却 | 在庫 | 償却 | 在庫 | 稲 | 畑作物 | 小計 | 小計 | 被書額 | 被書額 | 清掃 労働 対価 | 代替 活動 等 | 小計 | その他の 間接被害 | 小計 | 合計 | | 備考 | | |
| A | 235,638 | 152,492 | 61,493 | 38,829 | 1,642 | 500 | 490,594 | 4,548 | 8,248 | 12,796 | 831,066 | 14,052 | 5,640 | 4,480 | 10,120 | 8,967 | 0 | 8,967 | 1,367,595 | |
| B | 381,555 | 241,553 | 104,519 | 64,231 | 1,444 | 440 | 793,742 | 2,416 | 16,699 | 19,115 | 1,344,599 | 24,505 | 9,031 | 6,927 | 15,958 | 17,381 | 0 | 17,381 | 2,215,300 | |
| C | 75,119 | 106,120 | 28,237 | 13,129 | 311 | 96 | 223,012 | 1,273 | 13 | 1,286 | 377,780 | 5,241 | 4,192 | 3,625 | 7,817 | 3,537 | 0 | 3,537 | 618,673 | |
| D-1 | 68,201 | 78,059 | 21,639 | 8,043 | 682 | 241 | 176,865 | 7,599 | 65 | 7,664 | 299,609 | 3,534 | 3,078 | 3,335 | 6,413 | 2,521 | 0 | 2,521 | 496,606 | |
| D-2 | 3,194 | 2,671 | 1,060 | 384 | 75 | 28 | 7,412 | 49 | 6 | 55 | 12,555 | 193 | 106 | 148 | 254 | 114 | 0 | 114 | 20,583 | |
| E | 852,136 | 902,795 | 393,938 | 168,840 | 2,012 | 703 | 2,310,424 | 14,893 | 7,819 | 22,712 | 3,913,858 | 75,704 | 36,780 | 49,603 | 86,383 | 37,551 | 0 | 37,551 | 6,446,632 | 148.5km |
| F1 | 0 | 0 | 0 | 0 | 0 | 0 | 0 | 0 | 0 | 0 | 0 | 0 | 0 | 0 | 0 | 0 | 0 | 0 | 0 | 0 |
| F2 | 248,599 | 379,222 | 87,397 | 39,288 | 288 | 89 | 754,883 | 177 | 253 | 430 | 1,278,772 | 17,886 | 15,517 | 13,012 | 28,529 | 14,725 | 0 | 14,725 | 2,095,225 | |
| F3 | 86,219 | 59,320 | 20,838 | 14,746 | 279 | 88 | 181,490 | 929 | 2,324 | 3,253 | 307,444 | 4,623 | 2,221 | 1,956 | 4,177 | 3,132 | 0 | 3,132 | 504,119 | |
| G | 35,717 | 56,192 | 7,808 | 4,667 | 334 | 101 | 104,819 | 1,118 | 9 | 1,127 | 177,563 | 2,169 | 2,242 | 2,169 | 4,411 | 2,290 | 0 | 2,290 | 292,379 | |
| H | 28,444 | 17,926 | 9,182 | 3,957 | 65 | 11 | 59,585 | 145 | 495 | 640 | 100,937 | 2,894 | 1,063 | 1,801 | 2,864 | 245 | 0 | 245 | 167,165 | |
| I | 9,532 | 8,098 | 4,207 | 1,670 | 28 | 5 | 23,540 | 47 | 104 | 151 | 39,876 | 1,048 | 344 | 432 | 776 | 147 | 0 | 147 | 65,538 | |
| 合計 | 2,024,354 | 2,004,448 | 740,318 | 347,784 | 7,160 | 2,302 | 5,126,366 | 33,194 | 36,035 | 69,229 | 8,694,059 | 151,849 | 80,214 | 87,488 | 167,702 | 90,610 | 0 | 90,610 | 14,289,815 | (単位:百万円) |

⑩【H10.09.14】
●事業を実施しない場合
様式-3

| 氾濫 ブロック | 水系名:利根川 | | | | 河川名:利根川 | | | | 国勢調査年:H17 | | | | 事業所統計調査年:H13 | | | | 備考 | | |
|------------|-----------|-----------|-----------|---------|---------|-------|------------|--------|--------------------|----------------|----------------|---------------|------------------|---------------------------|---------------------------|---------|----|---------|------------|
| | 事業所資産 | | 農漁家資産 | | 農作物被害額 | | 小計 | | 公共土木 施設等 被害額 | | 営業 停止 損失 | | 家庭における 緊急対策費用 | | 事業所 における 緊急対策 費用 | | | | |
| | 償却 | 在庫 | 償却 | 在庫 | 稲 | 畑作物 | 小計 | 小計 | 公共土木 施設等 被害額 | 営業 停止 損失 | 清掃 労働 対価 | 代替 活動 等 | 小計 | 事業所 における 緊急対策 費用 | 合計 | | | | |
| A | 313,778 | 182,545 | 69,581 | 47,119 | 1,994 | 598 | 615,615 | 4,754 | 8,720 | 13,474 | 1,042,893 | 17,506 | 6,831 | 5,135 | 11,966 | 10,736 | 0 | 10,736 | 1,712,150 |
| B | 469,631 | 291,663 | 122,246 | 76,618 | 1,760 | 531 | 962,449 | 2,523 | 19,674 | 22,197 | 1,630,399 | 29,617 | 11,026 | 8,171 | 19,197 | 20,931 | 0 | 20,931 | 2,684,780 |
| C | 94,051 | 129,865 | 32,419 | 16,069 | 361 | 108 | 272,873 | 1,331 | 14 | 1,345 | 462,248 | 6,353 | 5,134 | 4,068 | 9,202 | 4,529 | 0 | 4,529 | 756,550 |
| D-1 | 77,407 | 88,091 | 23,438 | 9,535 | 768 | 269 | 199,508 | 9,209 | 71 | 9,280 | 337,966 | 4,227 | 3,467 | 3,751 | 7,218 | 2,895 | 0 | 2,895 | 561,094 |
| D-2 | 4,103 | 3,319 | 1,274 | 544 | 80 | 29 | 9,349 | 57 | 9 | 66 | 15,836 | 281 | 138 | 189 | 327 | 164 | 0 | 164 | 26,023 |
| E | 2,533,194 | 3,069,319 | 1,065,534 | 489,756 | 3,338 | 1,170 | 7,112,311 | 15,201 | 10,738 | 25,939 | 12,048,256 | 188,965 | 116,465 | 135,475 | 251,940 | 137,517 | 0 | 137,517 | 19,764,928 |
| F1 | 0 | 0 | 0 | 0 | 0 | 0 | 0 | 0 | 0 | 0 | 0 | 0 | 0 | 0 | 0 | 0 | 0 | 0 | 0 |
| F2 | 333,875 | 486,835 | 106,851 | 50,119 | 354 | 104 | 978,138 | 185 | 274 | 459 | 1,656,966 | 23,556 | 20,085 | 15,421 | 35,506 | 19,202 | 0 | 19,202 | 2,713,827 |
| F3 | 106,842 | 72,942 | 23,065 | 16,962 | 351 | 109 | 220,271 | 974 | 2,686 | 3,660 | 373,139 | 5,419 | 2,696 | 2,238 | 4,934 | 3,705 | 0 | 3,705 | 611,128 |
| G | 51,267 | 72,454 | 10,316 | 5,873 | 380 | 113 | 140,403 | 1,145 | 10 | 1,155 | 237,842 | 2,687 | 2,892 | 2,524 | 5,416 | 2,968 | 0 | 2,968 | 390,471 |
| H | 51,987 | 42,227 | 17,154 | 7,404 | 145 | 29 | 118,946 | 197 | 710 | 907 | 201,493 | 4,289 | 1,801 | 2,669 | 4,470 | 868 | 0 | 868 | 330,973 |
| I | 16,408 | 17,494 | 8,113 | 3,832 | 64 | 11 | 45,922 | 74 | 131 | 205 | 77,791 | 1,733 | 648 | 672 | 1,320 | 512 | 0 | 512 | 127,483 |
| 合計 | 4,052,543 | 4,456,754 | 1,479,991 | 673,831 | 9,595 | 3,071 | 10,675,785 | 35,650 | 43,037 | 78,687 | 18,084,779 | 284,633 | 171,183 | 180,313 | 351,496 | 204,027 | 0 | 204,027 | 29,679,407 |

●事業を実施した場合
様式-3

| 氾濫 ブロック | 水系名:利根川 | | | | 河川名:利根川 | | | | 国勢調査年:H17 | | | | 事業所統計調査年:H13 | | | | 備考 | | |
|------------|-----------|-----------|---------|---------|---------|-------|-----------|--------|--------------------|----------------|----------------|---------------|------------------|---------------------------|---------------------------|---------|----|---------|------------|
| | 事業所資産 | | 農漁家資産 | | 農作物被害額 | | 小計 | | 公共土木 施設等 被害額 | | 営業 停止 損失 | | 家庭における 緊急対策費用 | | 事業所 における 緊急対策 費用 | | | | |
| | 償却 | 在庫 | 償却 | 在庫 | 稲 | 畑作物 | 小計 | 小計 | 公共土木 施設等 被害額 | 営業 停止 損失 | 清掃 労働 対価 | 代替 活動 等 | 小計 | 事業所 における 緊急対策 費用 | 合計 | | | | |
| A | 285,979 | 171,929 | 67,072 | 44,953 | 1,876 | 564 | 572,373 | 4,660 | 8,516 | 13,176 | 969,601 | 16,433 | 6,402 | 4,838 | 11,240 | 10,220 | 0 | 10,220 | 1,593,043 |
| B | 450,368 | 280,708 | 117,775 | 73,456 | 1,664 | 502 | 924,473 | 2,521 | 18,948 | 21,469 | 1,566,058 | 28,131 | 10,565 | 7,855 | 18,420 | 20,146 | 0 | 20,146 | 2,578,697 |
| C | 88,870 | 124,732 | 30,443 | 15,519 | 350 | 106 | 280,020 | 1,323 | 14 | 1,337 | 440,473 | 6,151 | 4,944 | 3,978 | 8,922 | 4,301 | 0 | 4,301 | 721,204 |
| D-1 | 75,669 | 86,238 | 22,882 | 9,287 | 751 | 263 | 195,090 | 9,091 | 70 | 9,161 | 330,483 | 4,149 | 3,413 | 3,695 | 7,108 | 2,810 | 0 | 2,810 | 548,801 |
| D-2 | 4,063 | 3,276 | 1,273 | 542 | 79 | 29 | 9,262 | 55 | 9 | 64 | 15,690 | 281 | 136 | 187 | 323 | 163 | 0 | 163 | 25,783 |
| E | 1,193,668 | 1,309,720 | 521,669 | 212,158 | 2,472 | 862 | 3,240,549 | 15,958 | 9,441 | 25,399 | 5,489,490 | 98,828 | 52,364 | 70,250 | 122,614 | 51,945 | 0 | 51,945 | 9,028,825 |
| F1 | 0 | 0 | 0 | 0 | 0 | 0 | 0 | 0 | 0 | 0 | 0 | 0 | 0 | 0 | 0 | 0 | 0 | 0 | 0 |
| F2 | 310,682 | 458,525 | 100,379 | 47,173 | 339 | 101 | 917,199 | 184 | 261 | 445 | 1,553,734 | 21,910 | 18,836 | 14,757 | 33,593 | 17,873 | 0 | 17,873 | 2,544,754 |
| F3 | 101,511 | 69,543 | 22,548 | 16,429 | 333 | 104 | 210,468 | 968 | 2,593 | 3,561 | 356,531 | 5,226 | 2,582 | 2,170 | 4,752 | 3,590 | 0 | 3,590 | 584,128 |
| G | 49,614 | 71,625 | 10,256 | 5,803 | 368 | 110 | 137,776 | 1,140 | 10 | 1,150 | 233,391 | 2,651 | 2,855 | 2,507 | 5,362 | 2,926 | 0 | 2,926 | 383,256 |
| H | 41,087 | 30,891 | 13,341 | 5,616 | 109 | 21 | 91,065 | 177 | 614 | 791 | 154,265 | 3,648 | 1,455 | 2,313 | 3,768 | 553 | 0 | 553 | 254,090 |
| I | 13,784 | 13,599 | 6,160 | 2,553 | 51 | 9 | 36,146 | 56 | 115 | 171 | 61,230 | 1,366 | 514 | 568 | 1,082 | 331 | 0 | 331 | 100,326 |
| 合計 | 2,615,295 | 2,620,776 | 913,798 | 433,489 | 8,392 | 2,671 | 6,594,421 | 36,133 | 40,591 | 76,724 | 11,170,946 | 188,774 | 104,066 | 113,118 | 217,184 | 114,858 | 0 | 114,858 | 18,362,907 |

⑩【H10.09.14】
●事業を実施しない場合
様式-3

| 氾濫 ブロック | 水系名:利根川 河川名:利根川 | | | | | | | | | | 事業所統計調査年:H13 | | | | 備考 | | | |
|------------|-----------------|-----------|-----------|---------|--------|-------|------------|--------|--------|--------|------------------|--------------------|---------|---------|---------|----------------|----------------|---------------|
| | 一般資産被書額 | | | | | 農漁家資産 | | | | | 家庭における 緊急対策費用 | | 小計 | 合計 | | | | |
| | 家屋 | 家庭用品 | 事業所資産 | | 在庫 | 償却 | 在庫 | 農作物 | 水稲 | 畑作物 | 小計 | 公共土木 施設等 被書額 | | | | 営業 停止 損失 | 清掃 労働 対価 | 代替 活動 等 |
| | | | 償却 | 在庫 | | | | | | | | | 小計 | | | | | |
| A | 371,735 | 204,481 | 75,539 | 52,090 | 2,287 | 671 | 706,803 | 4,928 | 9,253 | 14,181 | 1,197,323 | 20,145 | 7,730 | 5,648 | 13,378 | 11,952 | 1,963,782 | |
| B | 549,925 | 328,003 | 135,798 | 87,291 | 1,977 | 590 | 1,103,584 | 2,797 | 22,264 | 25,061 | 1,869,473 | 33,612 | 12,388 | 9,061 | 21,449 | 23,657 | 3,076,836 | |
| C | 113,745 | 145,358 | 36,004 | 18,364 | 400 | 118 | 313,989 | 1,366 | 15 | 1,381 | 531,897 | 7,293 | 5,735 | 4,361 | 10,096 | 5,220 | 869,876 | |
| D-1 | 87,352 | 98,788 | 25,396 | 10,720 | 827 | 290 | 223,373 | 9,706 | 73 | 9,779 | 378,396 | 4,573 | 3,812 | 3,978 | 7,790 | 3,412 | 627,323 | |
| D-2 | 5,528 | 4,176 | 1,591 | 658 | 83 | 31 | 12,067 | 66 | 12 | 78 | 20,441 | 363 | 221 | 335 | 556 | 191 | 33,696 | |
| E | 4,164,951 | 4,680,484 | 1,480,280 | 685,262 | 4,082 | 1,398 | 11,016,457 | 16,513 | 11,918 | 28,431 | 18,661,879 | 281,168 | 180,424 | 179,632 | 380,056 | 233,088 | 30,581,079 | |
| F1 | 0 | 0 | 0 | 0 | 0 | 0 | 0 | 0 | 0 | 0 | 0 | 0 | 0 | 0 | 0 | 0 | 0 | |
| F2 | 400,487 | 561,802 | 129,185 | 61,970 | 409 | 120 | 1,153,973 | 944 | 685 | 1,629 | 1,954,829 | 29,158 | 23,462 | 17,844 | 41,306 | 23,310 | 3,204,205 | |
| F3 | 127,414 | 87,008 | 28,297 | 21,575 | 437 | 133 | 284,864 | 1,008 | 2,929 | 3,937 | 448,680 | 7,119 | 3,146 | 2,467 | 5,613 | 4,418 | 734,631 | |
| G | 62,104 | 83,385 | 11,650 | 7,078 | 420 | 123 | 164,760 | 1,168 | 12 | 1,180 | 279,103 | 3,307 | 3,393 | 2,816 | 6,209 | 3,480 | 458,039 | |
| H | 64,575 | 55,476 | 21,533 | 9,257 | 192 | 41 | 151,074 | 215 | 808 | 1,023 | 255,918 | 4,950 | 2,227 | 3,082 | 5,309 | 1,246 | 419,520 | |
| I | 19,577 | 21,537 | 10,412 | 5,653 | 79 | 13 | 57,271 | 84 | 144 | 228 | 97,016 | 2,302 | 808 | 783 | 1,591 | 801 | 159,209 | |
| 合計 | 5,967,393 | 6,270,498 | 1,955,685 | 959,918 | 11,193 | 3,528 | 15,168,215 | 38,795 | 48,113 | 86,908 | 25,694,955 | 393,990 | 243,346 | 230,007 | 473,353 | 310,775 | 42,128,196 | |

●事業を実施した場合

| 氾濫 ブロック | 水系名:利根川 河川名:利根川 | | | | | | | | | | 事業所統計調査年:H13 | | | | 備考 | | | |
|------------|-----------------|-----------|-----------|---------|--------|-------|------------|--------|--------|--------|------------------|--------------------|---------|---------|---------|----------------|----------------|---------------|
| | 一般資産被書額 | | | | | 農漁家資産 | | | | | 家庭における 緊急対策費用 | | 小計 | 合計 | | | | |
| | 家屋 | 家庭用品 | 事業所資産 | | 在庫 | 償却 | 在庫 | 農作物 | 水稲 | 畑作物 | 小計 | 公共土木 施設等 被書額 | | | | 営業 停止 損失 | 清掃 労働 対価 | 代替 活動 等 |
| | | | 償却 | 在庫 | | | | | | | | | 小計 | | | | | |
| A | 344,553 | 193,615 | 71,889 | 49,171 | 2,132 | 634 | 661,994 | 4,874 | 9,024 | 13,898 | 1,121,420 | 18,442 | 7,266 | 5,356 | 12,622 | 11,348 | 1,839,724 | |
| B | 506,084 | 305,893 | 129,116 | 81,835 | 1,859 | 557 | 1,025,334 | 2,722 | 21,270 | 23,992 | 1,736,918 | 31,739 | 11,619 | 8,619 | 20,238 | 22,024 | 2,860,245 | |
| C | 107,823 | 140,094 | 33,941 | 17,635 | 393 | 116 | 299,802 | 1,358 | 15 | 1,373 | 507,864 | 6,988 | 5,506 | 4,273 | 9,779 | 4,975 | 830,781 | |
| D-1 | 85,913 | 95,743 | 25,044 | 10,413 | 813 | 286 | 218,212 | 9,585 | 73 | 9,658 | 369,652 | 4,471 | 3,716 | 3,918 | 7,634 | 3,262 | 612,889 | |
| D-2 | 5,359 | 3,902 | 1,466 | 614 | 82 | 31 | 11,454 | 65 | 11 | 76 | 19,403 | 342 | 201 | 303 | 504 | 171 | 31,950 | |
| E | 3,182,330 | 3,684,882 | 1,301,990 | 560,381 | 3,709 | 1,297 | 8,734,589 | 15,663 | 11,385 | 27,048 | 14,796,394 | 228,147 | 145,639 | 157,476 | 303,115 | 177,713 | 24,267,006 | |
| F1 | 0 | 0 | 0 | 0 | 0 | 0 | 0 | 0 | 0 | 0 | 0 | 0 | 0 | 0 | 0 | 0 | 0 | |
| F2 | 364,263 | 528,893 | 120,283 | 56,603 | 375 | 111 | 1,070,528 | 196 | 295 | 491 | 1,813,476 | 26,077 | 21,901 | 16,543 | 38,444 | 21,873 | 2,970,889 | |
| F3 | 118,979 | 81,468 | 24,539 | 18,330 | 393 | 122 | 243,831 | 989 | 2,803 | 3,792 | 413,051 | 5,995 | 2,966 | 2,371 | 5,337 | 4,104 | 676,110 | |
| G | 60,496 | 81,139 | 11,702 | 6,841 | 416 | 122 | 160,716 | 1,164 | 11 | 1,175 | 272,252 | 3,190 | 3,308 | 2,769 | 6,077 | 3,329 | 446,739 | |
| H | 51,675 | 41,750 | 16,965 | 7,369 | 144 | 28 | 117,931 | 195 | 709 | 904 | 199,775 | 4,271 | 1,789 | 2,650 | 4,439 | 855 | 328,175 | |
| I | 16,245 | 17,287 | 8,065 | 3,815 | 63 | 11 | 45,486 | 73 | 127 | 200 | 77,054 | 1,722 | 640 | 662 | 1,302 | 508 | 126,272 | |
| 合計 | 4,843,520 | 5,174,656 | 1,745,000 | 813,007 | 10,379 | 3,315 | 12,589,877 | 36,884 | 45,723 | 82,607 | 21,327,259 | 331,384 | 204,551 | 204,940 | 409,491 | 250,162 | 34,990,780 | |

年平均被害軽減期待額

様式-4

水系名：利根川

河川名：利根川・江戸川

| 流量規模 | 超過確率 | 被害額 | | | 区間平均被害軽減額 ④ | 区間確率 ⑤ | 年平均被害軽減額 ④×⑤ | 年平均被害軽減額の累計二 年平均被害軽減期待額 |
|-------|-------|-----------------|----------------|----------------|----------------|-----------|-----------------|----------------------------|
| | | 事業を実施しない場合 ① | 事業を実施した場合 ② | 被害軽減額 ③=①-② | | | | |
| 1/3 | 0.333 | 50,319 | 49,760 | 559 | 17,103 | 0.133 | 2,280 | 2,280 |
| 1/5 | 0.200 | 516,978 | 483,332 | 33,646 | 272,932 | 0.100 | 27,293 | 29,573 |
| 1/10 | 0.100 | 2,572,755 | 2,060,538 | 512,217 | 1,726,336 | 0.067 | 115,089 | 144,663 |
| 1/30 | 0.033 | 16,782,540 | 13,842,086 | 2,940,454 | 3,989,147 | 0.013 | 53,189 | 197,851 |
| 1/50 | 0.020 | 27,368,731 | 22,330,891 | 5,037,840 | 5,092,802 | 0.002 | 11,739 | 209,591 |
| 1/57 | 0.018 | 30,811,196 | 25,663,433 | 5,147,764 | 5,399,105 | 0.008 | 41,546 | 41,546 |
| 1/100 | 0.010 | 46,553,539 | 40,903,093 | 5,650,446 | 4,364,198 | 0.005 | 21,821 | 63,367 |
| 1/200 | 0.005 | 60,364,580 | 57,286,630 | 3,077,950 | | | | |

ハツ場ダムの年平均被害軽減期待額は、1/57以上で算出

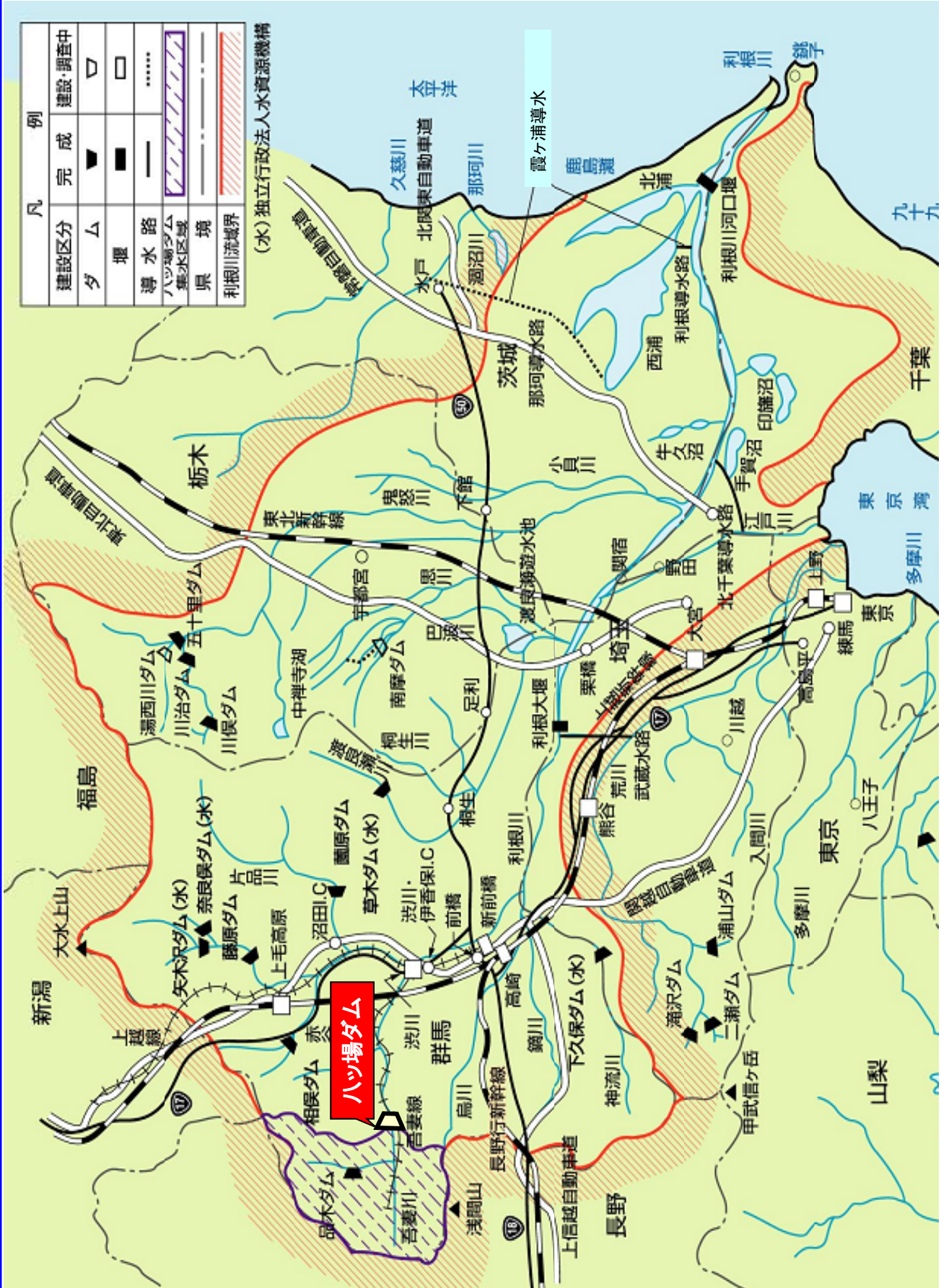
$$\begin{aligned} & \text{年平均被害軽減期待額} \times \text{総合物価指数(水害被害額デフレーター)*} \\ = & 63,367 \times 135,065 \div 136,832 \\ = & \boxed{62,549} \end{aligned}$$

* 治水経済調査マニュアル(案) 各種資産評価単価及びデフレーター 平成23年2月改正

| 年次 | 年度 | t | 便 益 (単位:百万円) | | | | | | 費 用 (単位:百万円) | | | | | | 費用便益比 B/C | 純現在価値 B-C |
|-------------------------|-----|--------|--------------|-----------|--------|--------|-----------|--------------|--------------|---------|--------|--------|---------|------------|--------------|--------------|
| | | | 洪水調節便益① | | 不特定便益② | | 残存価値 ③ | 計 ①+②+③ | 建設費④ | | 維持管理費⑤ | | ④+⑤ | | | |
| | | | 便益 | 現在価値 | 便益 | 現在価値 | | | 費用 | 現在価値 | 費用 | 現在価値 | 費用 | 現在価値 | | |
| 施設整備期間 (49年) | S42 | -44 | | | | | | | 98 | 548 | | | 98 | 548 | 3.4 | 831.591 |
| | S43 | -43 | | | | | | | 288 | 1,553 | | | 288 | 1,553 | | |
| | S44 | -42 | | | | | | | 239 | 1,239 | | | 239 | 1,239 | | |
| | S45 | -41 | | | | | | | 202 | 1,009 | | | 202 | 1,009 | | |
| | S46 | -40 | | | | | | | 308 | 1,481 | | | 308 | 1,481 | | |
| | S47 | -39 | | | | | | | 255 | 1,175 | | | 255 | 1,175 | | |
| | S48 | -38 | | | | | | | 207 | 917 | | | 207 | 917 | | |
| | S49 | -37 | | | | | | | 157 | 670 | | | 157 | 670 | | |
| | S50 | -36 | | | | | | | 229 | 938 | | | 229 | 938 | | |
| | S51 | -35 | | | | | | | 197 | 779 | | | 197 | 779 | | |
| | S52 | -34 | | | | | | | 182 | 690 | | | 182 | 690 | | |
| | S53 | -33 | | | | | | | 308 | 1,123 | | | 308 | 1,123 | | |
| | S54 | -32 | | | | | | | 305 | 1,070 | | | 305 | 1,070 | | |
| | S55 | -31 | | | | | | | 323 | 1,091 | | | 323 | 1,091 | | |
| | S56 | -30 | | | | | | | 311 | 1,008 | | | 311 | 1,008 | | |
| | S57 | -29 | | | | | | | 307 | 958 | | | 307 | 958 | | |
| | S58 | -28 | | | | | | | 254 | 763 | | | 254 | 763 | | |
| | S59 | -27 | | | | | | | 246 | 709 | | | 246 | 709 | | |
| | S60 | -26 | | | | | | | 488 | 1,353 | | | 488 | 1,353 | | |
| | S61 | -25 | | | | | | | 571 | 1,523 | | | 571 | 1,523 | | |
| | S62 | -24 | | | | | | | 608 | 1,559 | | | 608 | 1,559 | | |
| | S63 | -23 | | | | | | | 867 | 2,136 | | | 867 | 2,136 | | |
| | H1 | -22 | | | | | | | 1,127 | 2,671 | | | 1,127 | 2,671 | | |
| | H2 | -21 | | | | | | | 1,281 | 2,920 | | | 1,281 | 2,920 | | |
| | H3 | -20 | | | | | | | 1,579 | 3,459 | | | 1,579 | 3,459 | | |
| | H4 | -19 | | | | | | | 1,859 | 3,916 | | | 1,859 | 3,916 | | |
| | H5 | -18 | | | | | | | 2,273 | 4,605 | | | 2,273 | 4,605 | | |
| | H6 | -17 | | | | | | | 2,243 | 4,369 | | | 2,243 | 4,369 | | |
| H7 | -16 | | | | | | | 3,565 | 6,678 | | | 3,565 | 6,678 | | | |
| H8 | -15 | | | | | | | 4,560 | 8,213 | | | 4,560 | 8,213 | | | |
| H9 | -14 | | | | | | | 7,983 | 13,824 | | | 7,983 | 13,824 | | | |
| H10 | -13 | | | | | | | 9,310 | 15,502 | | | 9,310 | 15,502 | | | |
| H11 | -12 | | | | | | | 8,542 | 13,675 | | | 8,542 | 13,675 | | | |
| H12 | -11 | | | | | | | 9,946 | 15,311 | | | 9,946 | 15,311 | | | |
| H13 | -10 | | | | | | | 10,296 | 15,240 | | | 10,296 | 15,240 | | | |
| H14 | -9 | | | | | | | 11,774 | 16,758 | | | 11,774 | 16,758 | | | |
| H15 | -8 | | | | | | | 10,820 | 14,807 | | | 10,820 | 14,807 | | | |
| H16 | -7 | | | | | | | 10,824 | 14,243 | | | 10,824 | 14,243 | | | |
| H17 | -6 | | | | | | | 15,085 | 19,087 | | | 15,085 | 19,087 | | | |
| H18 | -5 | | | | | | | 19,231 | 23,398 | | | 19,231 | 23,398 | | | |
| H19 | -4 | | | | | | | 20,514 | 23,999 | | | 20,514 | 23,999 | | | |
| H20 | -3 | | | | | | | 15,249 | 17,153 | | | 15,249 | 17,153 | | | |
| H21 | -2 | | | | | | | 11,160 | 12,071 | | | 11,160 | 12,071 | | | |
| H22 | -1 | | | | | | | 8,427 | 8,764 | | | 8,427 | 8,764 | | | |
| H23 | 0 | | | | | | | 8,337 | 8,337 | | | 8,337 | 8,337 | | | |
| H24 | 1 | | | | | | | 12,120 | 11,653 | | | 12,120 | 11,653 | | | |
| H25 | 2 | | | | | | | 12,120 | 11,205 | | | 12,120 | 11,205 | | | |
| H26 | 3 | | | | | | | 12,120 | 10,774 | | | 12,120 | 10,774 | | | |
| H27 | 4 | | | | | | | 12,120 | 10,360 | | | 12,120 | 10,360 | | | |
| 施設完成後の 評価期間 (50年) | H28 | 5 | 62,549 | 51,410 | 883 | 726 | | | | | 379 | 312 | 379 | 312 | 3.4 | 831.591 |
| | H29 | 6 | 62,549 | 49,433 | 883 | 698 | | | | | 379 | 300 | 379 | 300 | | |
| | H30 | 7 | 62,549 | 47,532 | 883 | 671 | | | | | 379 | 288 | 379 | 288 | | |
| | H31 | 8 | 62,549 | 45,704 | 883 | 646 | | | | | 379 | 277 | 379 | 277 | | |
| | H32 | 9 | 62,549 | 43,946 | 883 | 621 | | | | | 379 | 266 | 379 | 266 | | |
| | H33 | 10 | 62,549 | 42,256 | 883 | 597 | | | | | 379 | 256 | 379 | 256 | | |
| | H34 | 11 | 62,549 | 40,630 | 883 | 574 | | | | | 379 | 246 | 379 | 246 | | |
| | H35 | 12 | 62,549 | 39,068 | 883 | 552 | | | | | 379 | 237 | 379 | 237 | | |
| | H36 | 13 | 62,549 | 37,565 | 883 | 531 | | | | | 379 | 228 | 379 | 228 | | |
| | H37 | 14 | 62,549 | 36,120 | 883 | 510 | | | | | 379 | 219 | 379 | 219 | | |
| | H38 | 15 | 62,549 | 34,731 | 883 | 491 | | | | | 379 | 210 | 379 | 210 | | |
| | H39 | 16 | 62,549 | 33,395 | 883 | 472 | | | | | 379 | 202 | 379 | 202 | | |
| | H40 | 17 | 62,549 | 32,111 | 883 | 454 | | | | | 379 | 195 | 379 | 195 | | |
| | H41 | 18 | 62,549 | 30,876 | 883 | 436 | | | | | 379 | 187 | 379 | 187 | | |
| | H42 | 19 | 62,549 | 29,688 | 883 | 419 | | | | | 379 | 180 | 379 | 180 | | |
| | H43 | 20 | 62,549 | 28,546 | 883 | 403 | | | | | 379 | 173 | 379 | 173 | | |
| | H44 | 21 | 62,549 | 27,448 | 883 | 388 | | | | | 379 | 166 | 379 | 166 | | |
| | H45 | 22 | 62,549 | 26,393 | 883 | 373 | | | | | 379 | 160 | 379 | 160 | | |
| | H46 | 23 | 62,549 | 25,378 | 883 | 358 | | | | | 379 | 154 | 379 | 154 | | |
| | H47 | 24 | 62,549 | 24,402 | 883 | 345 | | | | | 379 | 148 | 379 | 148 | | |
| | H48 | 25 | 62,549 | 23,463 | 883 | 331 | | | | | 379 | 142 | 379 | 142 | | |
| | H49 | 26 | 62,549 | 22,561 | 883 | 319 | | | | | 379 | 137 | 379 | 137 | | |
| | H50 | 27 | 62,549 | 21,693 | 883 | 306 | | | | | 379 | 131 | 379 | 131 | | |
| | H51 | 28 | 62,549 | 20,859 | 883 | 295 | | | | | 379 | 126 | 379 | 126 | | |
| | H52 | 29 | 62,549 | 20,056 | 883 | 283 | | | | | 379 | 122 | 379 | 122 | | |
| | H53 | 30 | 62,549 | 19,285 | 883 | 272 | | | | | 379 | 117 | 379 | 117 | | |
| | H54 | 31 | 62,549 | 18,543 | 883 | 262 | | | | | 379 | 112 | 379 | 112 | | |
| | H55 | 32 | 62,549 | 17,830 | 883 | 252 | | | | | 379 | 108 | 379 | 108 | | |
| | H56 | 33 | 62,549 | 17,144 | 883 | 242 | | | | | 379 | 104 | 379 | 104 | | |
| | H57 | 34 | 62,549 | 16,485 | 883 | 233 | | | | | 379 | 100 | 379 | 100 | | |
| | H58 | 35 | 62,549 | 15,851 | 883 | 224 | | | | | 379 | 96 | 379 | 96 | | |
| | H59 | 36 | 62,549 | 15,241 | 883 | 215 | | | | | 379 | 92 | 379 | 92 | | |
| | H60 | 37 | 62,549 | 14,655 | 883 | 207 | | | | | 379 | 89 | 379 | 89 | | |
| | H61 | 38 | 62,549 | 14,091 | 883 | 199 | | | | | 379 | 85 | 379 | 85 | | |
| | H62 | 39 | 62,549 | 13,549 | 883 | 191 | | | | | 379 | 82 | 379 | 82 | | |
| | H63 | 40 | 62,549 | 13,028 | 883 | 184 | | | | | 379 | 79 | 379 | 79 | | |
| | H64 | 41 | 62,549 | 12,527 | 883 | 177 | | | | | 379 | 76 | 379 | 76 | | |
| | H65 | 42 | 62,549 | 12,045 | 883 | 170 | | | | | 379 | 73 | 379 | 73 | | |
| | H66 | 43 | 62,549 | 11,582 | 883 | 164 | | | | | 379 | 70 | 379 | 70 | | |
| | H67 | 44 | 62,549 | 11,137 | 883 | 157 | | | | | 379 | 67 | 379 | 67 | | |
| | H68 | 45 | 62,549 | 10,708 | 883 | 151 | | | | | 379 | 65 | 379 | 65 | | |
| | H69 | 46 | 62,549 | 10,296 | 883 | 145 | | | | | 379 | 62 | 379 | 62 | | |
| | H70 | 47 | 62,549 | 9,900 | 883 | 140 | | | | | 379 | 60 | 379 | 60 | | |
| | H71 | 48 | 62,549 | 9,520 | 883 | 134 | | | | | 379 | 58 | 379 | 58 | | |
| | H72 | 49 | 62,549 | 9,153 | 883 | 129 | | | | | 379 | 55 | 379 | 55 | | |
| | H73 | 50 | 62,549 | 8,801 | 883 | 124 | | | | | 379 | 53 | 379 | 53 | | |
| | H74 | 51 | 62,549 | 8,463 | 883 | 120 | | | | | 379 | 51 | 379 | 51 | | |
| | H75 | 52 | 62,549 | 8,137 | 883 | 115 | | | | | 379 | 49 | 379 | 49 | | |
| H76 | 53 | 62,549 | 7,824 | 883 | 111 | | | | | 379 | 47 | 379 | 47 | | | |
| H77 | 54 | 62,549 | 7,523 | 883 | 106 | | | | | 379 | 46 | 379 | 46 | | | |
| 合計 | | | 3,127,435 | 1,148,586 | 44,172 | 16,223 | 11,026 | 1,175,834 =B | 251,411 | 337,284 | 18,950 | 6,960 | 270,361 | 344,244 =C | 3.4 | 831.591 |

| 年次 | 年度 | t | 便 益 (単位:百万円) | | | | 費 用 (単位:百万円) | | | | | | | | 費用便益比 | 純現在価値 | |
|-------------------------------------|-----|----|--------------|-----------|-----------|--------|--------------|--------|--------------|--------|--------|--------|-------|--------|-----------|-------|-----------|
| | | | 洪水調節便益① | | 不特定便益② | | 残存価値 | 計 | 建設費④ | | 維持管理費⑤ | | ④+⑤ | | | | |
| | | | 便益 | 現在価値 | 便益 | 現在価値 | | | ③ | ①+②+③ | 費用 | 現在価値 | 費用 | 現在価値 | | | 費用 |
| 期間 (4年) | H23 | 0 | | | | | | | | | | | | | | | |
| | H24 | 1 | | | | | | 0 | 0 | | | | | 0 | 0 | | |
| | H25 | 2 | | | | | | 12,120 | 11,653 | | | | | 12,120 | 11,653 | | |
| | H26 | 3 | | | | | | 12,120 | 11,205 | | | | | 12,120 | 11,205 | | |
| | H27 | 4 | | | | | | 12,120 | 10,774 | | | | | 12,120 | 10,774 | | |
| 施設 完成 後の 評価 期間 (50年) | H28 | 5 | 62,549 | 51,410 | 883 | 726 | | | | | 379 | 312 | 379 | 312 | | | |
| | H29 | 6 | 62,549 | 49,433 | 883 | 698 | | | | | 379 | 300 | 379 | 300 | | | |
| | H30 | 7 | 62,549 | 47,532 | 883 | 671 | | | | | 379 | 288 | 379 | 288 | | | |
| | H31 | 8 | 62,549 | 45,704 | 883 | 646 | | | | | 379 | 277 | 379 | 277 | | | |
| | H32 | 9 | 62,549 | 43,946 | 883 | 621 | | | | | 379 | 266 | 379 | 266 | | | |
| | H33 | 10 | 62,549 | 42,256 | 883 | 597 | | | | | 379 | 256 | 379 | 256 | | | |
| | H34 | 11 | 62,549 | 40,630 | 883 | 574 | | | | | 379 | 246 | 379 | 246 | | | |
| | H35 | 12 | 62,549 | 39,068 | 883 | 552 | | | | | 379 | 237 | 379 | 237 | | | |
| | H36 | 13 | 62,549 | 37,565 | 883 | 531 | | | | | 379 | 228 | 379 | 228 | | | |
| | H37 | 14 | 62,549 | 36,120 | 883 | 510 | | | | | 379 | 219 | 379 | 219 | | | |
| | H38 | 15 | 62,549 | 34,731 | 883 | 491 | | | | | 379 | 210 | 379 | 210 | | | |
| | H39 | 16 | 62,549 | 33,395 | 883 | 472 | | | | | 379 | 202 | 379 | 202 | | | |
| | H40 | 17 | 62,549 | 32,111 | 883 | 454 | | | | | 379 | 195 | 379 | 195 | | | |
| | H41 | 18 | 62,549 | 30,876 | 883 | 436 | | | | | 379 | 187 | 379 | 187 | | | |
| | H42 | 19 | 62,549 | 29,688 | 883 | 419 | | | | | 379 | 180 | 379 | 180 | | | |
| | H43 | 20 | 62,549 | 28,546 | 883 | 403 | | | | | 379 | 173 | 379 | 173 | | | |
| | H44 | 21 | 62,549 | 27,448 | 883 | 388 | | | | | 379 | 166 | 379 | 166 | | | |
| | H45 | 22 | 62,549 | 26,393 | 883 | 373 | | | | | 379 | 160 | 379 | 160 | | | |
| | H46 | 23 | 62,549 | 25,378 | 883 | 358 | | | | | 379 | 154 | 379 | 154 | | | |
| | H47 | 24 | 62,549 | 24,402 | 883 | 345 | | | | | 379 | 148 | 379 | 148 | | | |
| | H48 | 25 | 62,549 | 23,463 | 883 | 331 | | | | | 379 | 142 | 379 | 142 | | | |
| | H49 | 26 | 62,549 | 22,561 | 883 | 319 | | | | | 379 | 137 | 379 | 137 | | | |
| | H50 | 27 | 62,549 | 21,693 | 883 | 306 | | | | | 379 | 131 | 379 | 131 | | | |
| | H51 | 28 | 62,549 | 20,859 | 883 | 295 | | | | | 379 | 126 | 379 | 126 | | | |
| | H52 | 29 | 62,549 | 20,056 | 883 | 283 | | | | | 379 | 122 | 379 | 122 | | | |
| | H53 | 30 | 62,549 | 19,285 | 883 | 272 | | | | | 379 | 117 | 379 | 117 | | | |
| | H54 | 31 | 62,549 | 18,543 | 883 | 262 | | | | | 379 | 112 | 379 | 112 | | | |
| | H55 | 32 | 62,549 | 17,830 | 883 | 252 | | | | | 379 | 108 | 379 | 108 | | | |
| | H56 | 33 | 62,549 | 17,144 | 883 | 242 | | | | | 379 | 104 | 379 | 104 | | | |
| | H57 | 34 | 62,549 | 16,485 | 883 | 233 | | | | | 379 | 100 | 379 | 100 | | | |
| | H58 | 35 | 62,549 | 15,851 | 883 | 224 | | | | | 379 | 96 | 379 | 96 | | | |
| | H59 | 36 | 62,549 | 15,241 | 883 | 215 | | | | | 379 | 92 | 379 | 92 | | | |
| | H60 | 37 | 62,549 | 14,655 | 883 | 207 | | | | | 379 | 89 | 379 | 89 | | | |
| | H61 | 38 | 62,549 | 14,091 | 883 | 199 | | | | | 379 | 85 | 379 | 85 | | | |
| | H62 | 39 | 62,549 | 13,549 | 883 | 191 | | | | | 379 | 82 | 379 | 82 | | | |
| | H63 | 40 | 62,549 | 13,028 | 883 | 184 | | | | | 379 | 79 | 379 | 79 | | | |
| | H64 | 41 | 62,549 | 12,527 | 883 | 177 | | | | | 379 | 76 | 379 | 76 | | | |
| | H65 | 42 | 62,549 | 12,045 | 883 | 170 | | | | | 379 | 73 | 379 | 73 | | | |
| | H66 | 43 | 62,549 | 11,582 | 883 | 164 | | | | | 379 | 70 | 379 | 70 | | | |
| | H67 | 44 | 62,549 | 11,137 | 883 | 157 | | | | | 379 | 67 | 379 | 67 | | | |
| | H68 | 45 | 62,549 | 10,708 | 883 | 151 | | | | | 379 | 65 | 379 | 65 | | | |
| | H69 | 46 | 62,549 | 10,296 | 883 | 145 | | | | | 379 | 62 | 379 | 62 | | | |
| | H70 | 47 | 62,549 | 9,900 | 883 | 140 | | | | | 379 | 60 | 379 | 60 | | | |
| | H71 | 48 | 62,549 | 9,520 | 883 | 134 | | | | | 379 | 58 | 379 | 58 | | | |
| | H72 | 49 | 62,549 | 9,153 | 883 | 129 | | | | | 379 | 55 | 379 | 55 | | | |
| | H73 | 50 | 62,549 | 8,801 | 883 | 124 | | | | | 379 | 53 | 379 | 53 | | | |
| | H74 | 51 | 62,549 | 8,463 | 883 | 120 | | | | | 379 | 51 | 379 | 51 | | | |
| | H75 | 52 | 62,549 | 8,137 | 883 | 115 | | | | | 379 | 49 | 379 | 49 | | | |
| | H76 | 53 | 62,549 | 7,824 | 883 | 111 | | | | | 379 | 47 | 379 | 47 | | | |
| | H77 | 54 | 62,549 | 7,523 | 883 | 106 | | | | | 379 | 46 | 379 | 46 | | | |
| | 合計 | | | 3,127,435 | 1,148,586 | 44,172 | 16,223 | 3,170 | 1,167,978 =B | 48,478 | 43,993 | 18,950 | 6,960 | 67,428 | 50,953 =C | 22.9 | 1,117,026 |

ハツ場ダム位置図



河川の水量確保に係る受益範囲

【入込客数】

- アンケート回答者のうち約5%が、「川原湯温泉への宿泊」目的で吾妻峡に訪れたことを確認。
- 川原湯温泉に宿泊する観光客は、時間的な余裕があると考えられることから、吾妻峡の散策に訪れる可能性が高いと判断し、川原湯温泉に宿泊する観光客が全て吾妻峡を訪れると仮定。
- この宿泊客が、吾妻峡の観光客の5%に当たると考え、吾妻峡に訪れる入込客数を推測。
「川原湯温泉入込客数(宿泊)」 ÷ 5% = 吾妻峡に訪れる入込客数
(宿泊) 28,670人/年 ÷ 5% = 573,400人/年

※「川原湯温泉入込客数」(H19年度調査:長野原町より)

※居住者に係る受益については、今回は計上していない

河川の水量確保に係る年便益

| | | | | |
|-----|---|-----------------------|---|------|
| 年便益 | = | アンケート調査による支払意思額 (WTP) | × | 入込客数 |
|-----|---|-----------------------|---|------|

※WTP: 支払意思額 (Willingness to Pay)
事業効果の便益を、個人や世帯が対価として支払ってもよいと考える金額

895百万円 ≒ 1,560円/年・人 × 573,400人

河川の水量確保に係る年便益 × 総合物価指数(水害被害額デフレーター)*
= 895百万円 × 135,065 ÷ 136,832
= 883百万円

* 治水経済調査マニュアル(案) 各種資産評価単価及びデフレーター 平成23年2月改正より

全体事業評価

(単位:百万円)

| 事業項目 | 洪水調節便益 | 不特定便益 | 残存価値 | 総便益 | 建設費 | 維持管理費 | 総事業費 | 費用便益比 | 備考 |
|----------|-----------|--------|--------|-----------|---------|-------|---------|-------|----|
| | ① | | | | | | | ② | |
| 基本 | 1,148,586 | 16,223 | 11,026 | 1,175,834 | 337,284 | 6,960 | 344,244 | 3.4 | |
| 残事業費+10% | 1,148,586 | 16,223 | 11,026 | 1,175,834 | 341,683 | 6,960 | 348,643 | 3.4 | |
| 残事業費-10% | 1,148,586 | 16,223 | 11,026 | 1,175,834 | 332,885 | 6,960 | 339,844 | 3.5 | |
| 残工期+10% | 1,148,586 | 16,223 | 11,026 | 1,175,834 | 337,284 | 6,960 | 344,244 | 3.4 | |
| 残工期-10% | 1,148,586 | 16,223 | 11,026 | 1,175,834 | 337,284 | 6,960 | 344,244 | 3.4 | |
| 資産+10% | 1,260,328 | 16,223 | 11,026 | 1,287,577 | 337,284 | 6,960 | 344,244 | 3.7 | |
| 資産-10% | 1,036,843 | 16,223 | 11,026 | 1,064,092 | 337,284 | 6,960 | 344,244 | 3.1 | |

| 年次 | 年度 | t | 便 益 (単位:百万円) | | | | | | 計 ①+②+③ | 費 用 (単位:百万円) | | | | | | 費用便益比 B/C | 純現在価値 B-C |
|---------------------|-----|--------|--------------|-----------|--------|--------|-----------|--------------|------------|--------------|--------|-------|---------|------------|-----|--------------|--------------|
| | | | 洪水調節便益① | | 不特定便益② | | 残存価値 ③ | 建設費④ | | 維持管理費⑤ | | ④+⑤ | | | | | |
| | | | 便益 | 現在価値 | 便益 | 現在価値 | | 費用 | | 現在価値 | 費用 | 現在価値 | 費用 | 現在価値 | | | |
| 施設整備期間 (49年) | S42 | -44 | | | | | | | 98 | 548 | | | 98 | 548 | | | |
| | S43 | -43 | | | | | | | 288 | 1,553 | | | 288 | 1,553 | | | |
| | S44 | -42 | | | | | | | 239 | 1,239 | | | 239 | 1,239 | | | |
| | S45 | -41 | | | | | | | 202 | 1,009 | | | 202 | 1,009 | | | |
| | S46 | -40 | | | | | | | 308 | 1,481 | | | 308 | 1,481 | | | |
| | S47 | -39 | | | | | | | 255 | 1,175 | | | 255 | 1,175 | | | |
| | S48 | -38 | | | | | | | 207 | 917 | | | 207 | 917 | | | |
| | S49 | -37 | | | | | | | 157 | 670 | | | 157 | 670 | | | |
| | S50 | -36 | | | | | | | 229 | 938 | | | 229 | 938 | | | |
| | S51 | -35 | | | | | | | 197 | 779 | | | 197 | 779 | | | |
| | S52 | -34 | | | | | | | 182 | 690 | | | 182 | 690 | | | |
| | S53 | -33 | | | | | | | 308 | 1,123 | | | 308 | 1,123 | | | |
| | S54 | -32 | | | | | | | 305 | 1,070 | | | 305 | 1,070 | | | |
| | S55 | -31 | | | | | | | 323 | 1,091 | | | 323 | 1,091 | | | |
| | S56 | -30 | | | | | | | 311 | 1,008 | | | 311 | 1,008 | | | |
| | S57 | -29 | | | | | | | 307 | 958 | | | 307 | 958 | | | |
| | S58 | -28 | | | | | | | 254 | 763 | | | 254 | 763 | | | |
| | S59 | -27 | | | | | | | 246 | 709 | | | 246 | 709 | | | |
| | S60 | -26 | | | | | | | 488 | 1,353 | | | 488 | 1,353 | | | |
| | S61 | -25 | | | | | | | 571 | 1,523 | | | 571 | 1,523 | | | |
| | S62 | -24 | | | | | | | 608 | 1,559 | | | 608 | 1,559 | | | |
| | S63 | -23 | | | | | | | 867 | 2,136 | | | 867 | 2,136 | | | |
| | H1 | -22 | | | | | | | 1,127 | 2,671 | | | 1,127 | 2,671 | | | |
| | H2 | -21 | | | | | | | 1,281 | 2,920 | | | 1,281 | 2,920 | | | |
| | H3 | -20 | | | | | | | 1,579 | 3,459 | | | 1,579 | 3,459 | | | |
| | H4 | -19 | | | | | | | 1,859 | 3,916 | | | 1,859 | 3,916 | | | |
| | H5 | -18 | | | | | | | 2,273 | 4,605 | | | 2,273 | 4,605 | | | |
| | H6 | -17 | | | | | | | 2,243 | 4,369 | | | 2,243 | 4,369 | | | |
| | H7 | -16 | | | | | | | 3,565 | 6,678 | | | 3,565 | 6,678 | | | |
| | H8 | -15 | | | | | | | 4,560 | 8,213 | | | 4,560 | 8,213 | | | |
| | H9 | -14 | | | | | | | 7,983 | 13,824 | | | 7,983 | 13,824 | | | |
| | H10 | -13 | | | | | | | 9,310 | 15,502 | | | 9,310 | 15,502 | | | |
| | H11 | -12 | | | | | | | 8,542 | 13,675 | | | 8,542 | 13,675 | | | |
| | H12 | -11 | | | | | | | 9,946 | 15,311 | | | 9,946 | 15,311 | | | |
| | H13 | -10 | | | | | | | 10,296 | 15,240 | | | 10,296 | 15,240 | | | |
| | H14 | -9 | | | | | | | 11,774 | 16,758 | | | 11,774 | 16,758 | | | |
| | H15 | -8 | | | | | | | 10,820 | 14,807 | | | 10,820 | 14,807 | | | |
| | H16 | -7 | | | | | | | 10,824 | 14,243 | | | 10,824 | 14,243 | | | |
| | H17 | -6 | | | | | | | 15,085 | 19,087 | | | 15,085 | 19,087 | | | |
| | H18 | -5 | | | | | | | 19,231 | 23,398 | | | 19,231 | 23,398 | | | |
| | H19 | -4 | | | | | | | 20,514 | 23,999 | | | 20,514 | 23,999 | | | |
| | H20 | -3 | | | | | | | 15,249 | 17,153 | | | 15,249 | 17,153 | | | |
| | H21 | -2 | | | | | | | 11,160 | 12,071 | | | 11,160 | 12,071 | | | |
| | H22 | -1 | | | | | | | 8,427 | 8,764 | | | 8,427 | 8,764 | | | |
| | H23 | 0 | | | | | | | 8,337 | 8,337 | | | 8,337 | 8,337 | | | |
| | H24 | 1 | | | | | | | 12,120 | 11,653 | | | 12,120 | 11,653 | | | |
| | H25 | 2 | | | | | | | 12,120 | 11,205 | | | 12,120 | 11,205 | | | |
| | H26 | 3 | | | | | | | 12,120 | 10,774 | | | 12,120 | 10,774 | | | |
| | H27 | 4 | | | | | | | 12,120 | 10,360 | | | 12,120 | 10,360 | | | |
| 施設完成後の評価期間 (50年) | H28 | 5 | 62,549 | 51,410 | 883 | 726 | | | | | 379 | 312 | 379 | 312 | | | |
| | H29 | 6 | 62,549 | 49,433 | 883 | 698 | | | | | 379 | 300 | 379 | 300 | | | |
| | H30 | 7 | 62,549 | 47,532 | 883 | 671 | | | | | 379 | 288 | 379 | 288 | | | |
| | H31 | 8 | 62,549 | 45,704 | 883 | 646 | | | | | 379 | 277 | 379 | 277 | | | |
| | H32 | 9 | 62,549 | 43,946 | 883 | 621 | | | | | 379 | 266 | 379 | 266 | | | |
| | H33 | 10 | 62,549 | 42,256 | 883 | 597 | | | | | 379 | 256 | 379 | 256 | | | |
| | H34 | 11 | 62,549 | 40,630 | 883 | 574 | | | | | 379 | 246 | 379 | 246 | | | |
| | H35 | 12 | 62,549 | 39,068 | 883 | 552 | | | | | 379 | 237 | 379 | 237 | | | |
| | H36 | 13 | 62,549 | 37,565 | 883 | 531 | | | | | 379 | 228 | 379 | 228 | | | |
| | H37 | 14 | 62,549 | 36,120 | 883 | 510 | | | | | 379 | 219 | 379 | 219 | | | |
| | H38 | 15 | 62,549 | 34,731 | 883 | 491 | | | | | 379 | 210 | 379 | 210 | | | |
| | H39 | 16 | 62,549 | 33,395 | 883 | 472 | | | | | 379 | 202 | 379 | 202 | | | |
| | H40 | 17 | 62,549 | 32,111 | 883 | 454 | | | | | 379 | 195 | 379 | 195 | | | |
| | H41 | 18 | 62,549 | 30,876 | 883 | 436 | | | | | 379 | 187 | 379 | 187 | | | |
| | H42 | 19 | 62,549 | 29,688 | 883 | 419 | | | | | 379 | 180 | 379 | 180 | | | |
| | H43 | 20 | 62,549 | 28,546 | 883 | 403 | | | | | 379 | 173 | 379 | 173 | | | |
| | H44 | 21 | 62,549 | 27,448 | 883 | 388 | | | | | 379 | 166 | 379 | 166 | | | |
| | H45 | 22 | 62,549 | 26,393 | 883 | 373 | | | | | 379 | 160 | 379 | 160 | | | |
| | H46 | 23 | 62,549 | 25,378 | 883 | 358 | | | | | 379 | 154 | 379 | 154 | | | |
| | H47 | 24 | 62,549 | 24,402 | 883 | 345 | | | | | 379 | 148 | 379 | 148 | | | |
| | H48 | 25 | 62,549 | 23,463 | 883 | 331 | | | | | 379 | 142 | 379 | 142 | | | |
| | H49 | 26 | 62,549 | 22,561 | 883 | 319 | | | | | 379 | 137 | 379 | 137 | | | |
| | H50 | 27 | 62,549 | 21,693 | 883 | 306 | | | | | 379 | 131 | 379 | 131 | | | |
| | H51 | 28 | 62,549 | 20,859 | 883 | 295 | | | | | 379 | 126 | 379 | 126 | | | |
| | H52 | 29 | 62,549 | 20,056 | 883 | 283 | | | | | 379 | 122 | 379 | 122 | | | |
| | H53 | 30 | 62,549 | 19,285 | 883 | 272 | | | | | 379 | 117 | 379 | 117 | | | |
| | H54 | 31 | 62,549 | 18,543 | 883 | 262 | | | | | 379 | 112 | 379 | 112 | | | |
| | H55 | 32 | 62,549 | 17,830 | 883 | 252 | | | | | 379 | 108 | 379 | 108 | | | |
| | H56 | 33 | 62,549 | 17,144 | 883 | 242 | | | | | 379 | 104 | 379 | 104 | | | |
| | H57 | 34 | 62,549 | 16,485 | 883 | 233 | | | | | 379 | 100 | 379 | 100 | | | |
| | H58 | 35 | 62,549 | 15,851 | 883 | 224 | | | | | 379 | 96 | 379 | 96 | | | |
| | H59 | 36 | 62,549 | 15,241 | 883 | 215 | | | | | 379 | 92 | 379 | 92 | | | |
| | H60 | 37 | 62,549 | 14,655 | 883 | 207 | | | | | 379 | 89 | 379 | 89 | | | |
| | H61 | 38 | 62,549 | 14,091 | 883 | 199 | | | | | 379 | 85 | 379 | 85 | | | |
| | H62 | 39 | 62,549 | 13,549 | 883 | 191 | | | | | 379 | 82 | 379 | 82 | | | |
| | H63 | 40 | 62,549 | 13,028 | 883 | 184 | | | | | 379 | 79 | 379 | 79 | | | |
| | H64 | 41 | 62,549 | 12,527 | 883 | 177 | | | | | 379 | 76 | 379 | 76 | | | |
| | H65 | 42 | 62,549 | 12,045 | 883 | 170 | | | | | 379 | 73 | 379 | 73 | | | |
| | H66 | 43 | 62,549 | 11,582 | 883 | 164 | | | | | 379 | 70 | 379 | 70 | | | |
| | H67 | 44 | 62,549 | 11,137 | 883 | 157 | | | | | 379 | 67 | 379 | 67 | | | |
| | H68 | 45 | 62,549 | 10,708 | 883 | 151 | | | | | 379 | 65 | 379 | 65 | | | |
| | H69 | 46 | 62,549 | 10,296 | 883 | 145 | | | | | 379 | 62 | 379 | 62 | | | |
| | H70 | 47 | 62,549 | 9,900 | 883 | 140 | | | | | 379 | 60 | 379 | 60 | | | |
| | H71 | 48 | 62,549 | 9,520 | 883 | 134 | | | | | 379 | 58 | 379 | 58 | | | |
| | H72 | 49 | 62,549 | 9,153 | 883 | 129 | | | | | 379 | 55 | 379 | 55 | | | |
| | H73 | 50 | 62,549 | 8,801 | 883 | 124 | | | | | 379 | 53 | 379 | 53 | | | |
| | H74 | 51 | 62,549 | 8,463 | 883 | 120 | | | | | 379 | 51 | 379 | 51 | | | |
| | H75 | 52 | 62,549 | 8,137 | 883 | 115 | | | | | 379 | 49 | 379 | 49 | | | |
| | H76 | 53 | 62,549 | 7,824 | 883 | 111 | | | | | 379 | 47 | 379 | 47 | | | |
| H77 | 54 | 62,549 | 7,523 | 883 | 106 | | | | | 379 | 46 | 379 | 46 | | | | |
| 合計 | | | 3,127,435 | 1,148,586 | 44,172 | 16,223 | 11,026 | 1,175,834 =B | 251,411 | 337,284 | 18,950 | 6,960 | 270,361 | 344,244 =C | 3.4 | 831,591 | |

| 年次 | 年度 | t | 便 益 (単位:百万円) | | | | 残存価値 ③ | 計 ①+②+③ | 費 用 (単位:百万円) | | | | 費用便益比 B/C | 純現在価値 B-C | | |
|-------------|-----|-----|--------------|-----------|--------|--------|-----------|--------------|--------------|---------|--------|--------|--------------|--------------|-----|---------|
| | | | 洪水調節便益① | | 不特定便益② | | | | 建設費④ | | 維持管理費⑤ | | | | ④+⑤ | |
| | | | 便益 | 現在価値 | 便益 | 現在価値 | | | 費用 | 現在価値 | 費用 | 現在価値 | | | 費用 | 現在価値 |
| 施設整備期間(49年) | S42 | -44 | | | | | | 98 | 548 | | | 98 | 548 | | | |
| | S43 | -43 | | | | | | 288 | 1,553 | | | 288 | 1,553 | | | |
| | S44 | -42 | | | | | | 239 | 1,239 | | | 239 | 1,239 | | | |
| | S45 | -41 | | | | | | 202 | 1,009 | | | 202 | 1,009 | | | |
| | S46 | -40 | | | | | | 308 | 1,481 | | | 308 | 1,481 | | | |
| | S47 | -39 | | | | | | 255 | 1,175 | | | 255 | 1,175 | | | |
| | S48 | -38 | | | | | | 207 | 917 | | | 207 | 917 | | | |
| | S49 | -37 | | | | | | 157 | 670 | | | 157 | 670 | | | |
| | S50 | -36 | | | | | | 229 | 938 | | | 229 | 938 | | | |
| | S51 | -35 | | | | | | 197 | 779 | | | 197 | 779 | | | |
| | S52 | -34 | | | | | | 182 | 690 | | | 182 | 690 | | | |
| | S53 | -33 | | | | | | 308 | 1,123 | | | 308 | 1,123 | | | |
| | S54 | -32 | | | | | | 305 | 1,070 | | | 305 | 1,070 | | | |
| | S55 | -31 | | | | | | 323 | 1,091 | | | 323 | 1,091 | | | |
| | S56 | -30 | | | | | | 311 | 1,008 | | | 311 | 1,008 | | | |
| | S57 | -29 | | | | | | 307 | 958 | | | 307 | 958 | | | |
| | S58 | -28 | | | | | | 254 | 763 | | | 254 | 763 | | | |
| | S59 | -27 | | | | | | 246 | 709 | | | 246 | 709 | | | |
| | S60 | -26 | | | | | | 488 | 1,353 | | | 488 | 1,353 | | | |
| | S61 | -25 | | | | | | 571 | 1,523 | | | 571 | 1,523 | | | |
| | S62 | -24 | | | | | | 608 | 1,559 | | | 608 | 1,559 | | | |
| | S63 | -23 | | | | | | 867 | 2,136 | | | 867 | 2,136 | | | |
| | H1 | -22 | | | | | | 1,127 | 2,671 | | | 1,127 | 2,671 | | | |
| | H2 | -21 | | | | | | 1,281 | 2,920 | | | 1,281 | 2,920 | | | |
| | H3 | -20 | | | | | | 1,579 | 3,459 | | | 1,579 | 3,459 | | | |
| | H4 | -19 | | | | | | 1,859 | 3,916 | | | 1,859 | 3,916 | | | |
| | H5 | -18 | | | | | | 2,273 | 4,605 | | | 2,273 | 4,605 | | | |
| H6 | -17 | | | | | | 2,243 | 4,369 | | | 2,243 | 4,369 | | | | |
| H7 | -16 | | | | | | 3,565 | 6,678 | | | 3,565 | 6,678 | | | | |
| H8 | -15 | | | | | | 4,560 | 8,213 | | | 4,560 | 8,213 | | | | |
| H9 | -14 | | | | | | 7,983 | 13,824 | | | 7,983 | 13,824 | | | | |
| H10 | -13 | | | | | | 9,310 | 15,502 | | | 9,310 | 15,502 | | | | |
| H11 | -12 | | | | | | 8,542 | 13,675 | | | 8,542 | 13,675 | | | | |
| H12 | -11 | | | | | | 9,946 | 15,311 | | | 9,946 | 15,311 | | | | |
| H13 | -10 | | | | | | 10,296 | 15,240 | | | 10,296 | 15,240 | | | | |
| H14 | -9 | | | | | | 11,774 | 16,758 | | | 11,774 | 16,758 | | | | |
| H15 | -8 | | | | | | 10,820 | 14,807 | | | 10,820 | 14,807 | | | | |
| H16 | -7 | | | | | | 10,824 | 14,243 | | | 10,824 | 14,243 | | | | |
| H17 | -6 | | | | | | 15,085 | 19,087 | | | 15,085 | 19,087 | | | | |
| H18 | -5 | | | | | | 19,231 | 23,398 | | | 19,231 | 23,398 | | | | |
| H19 | -4 | | | | | | 20,514 | 23,999 | | | 20,514 | 23,999 | | | | |
| H20 | -3 | | | | | | 15,249 | 17,153 | | | 15,249 | 17,153 | | | | |
| H21 | -2 | | | | | | 11,160 | 12,071 | | | 11,160 | 12,071 | | | | |
| H22 | -1 | | | | | | 8,427 | 8,764 | | | 8,427 | 8,764 | | | | |
| H23 | 0 | | | | | | 8,337 | 8,337 | | | 8,337 | 8,337 | | | | |
| H24 | 1 | | | | | | 13,332 | 12,819 | | | 13,332 | 12,819 | | | | |
| H25 | 2 | | | | | | 13,332 | 12,326 | | | 13,332 | 12,326 | | | | |
| H26 | 3 | | | | | | 13,332 | 11,852 | | | 13,332 | 11,852 | | | | |
| H27 | 4 | | | | | | 13,332 | 11,396 | | | 13,332 | 11,396 | | | | |
| H28 | 5 | | 62,549 | 51,410 | 883 | 726 | | | | | 379 | 312 | 379 | 312 | | |
| H29 | 6 | | 62,549 | 49,433 | 883 | 698 | | | | | 379 | 300 | 379 | 300 | | |
| H30 | 7 | | 62,549 | 47,532 | 883 | 671 | | | | | 379 | 288 | 379 | 288 | | |
| H31 | 8 | | 62,549 | 45,704 | 883 | 646 | | | | | 379 | 277 | 379 | 277 | | |
| H32 | 9 | | 62,549 | 43,946 | 883 | 621 | | | | | 379 | 266 | 379 | 266 | | |
| H33 | 10 | | 62,549 | 42,256 | 883 | 597 | | | | | 379 | 256 | 379 | 256 | | |
| H34 | 11 | | 62,549 | 40,630 | 883 | 574 | | | | | 379 | 246 | 379 | 246 | | |
| H35 | 12 | | 62,549 | 39,068 | 883 | 552 | | | | | 379 | 237 | 379 | 237 | | |
| H36 | 13 | | 62,549 | 37,565 | 883 | 531 | | | | | 379 | 228 | 379 | 228 | | |
| H37 | 14 | | 62,549 | 36,120 | 883 | 510 | | | | | 379 | 219 | 379 | 219 | | |
| H38 | 15 | | 62,549 | 34,731 | 883 | 491 | | | | | 379 | 210 | 379 | 210 | | |
| H39 | 16 | | 62,549 | 33,395 | 883 | 472 | | | | | 379 | 202 | 379 | 202 | | |
| H40 | 17 | | 62,549 | 32,111 | 883 | 454 | | | | | 379 | 195 | 379 | 195 | | |
| H41 | 18 | | 62,549 | 30,876 | 883 | 436 | | | | | 379 | 187 | 379 | 187 | | |
| H42 | 19 | | 62,549 | 29,688 | 883 | 419 | | | | | 379 | 180 | 379 | 180 | | |
| H43 | 20 | | 62,549 | 28,546 | 883 | 403 | | | | | 379 | 173 | 379 | 173 | | |
| H44 | 21 | | 62,549 | 27,448 | 883 | 388 | | | | | 379 | 166 | 379 | 166 | | |
| H45 | 22 | | 62,549 | 26,393 | 883 | 373 | | | | | 379 | 160 | 379 | 160 | | |
| H46 | 23 | | 62,549 | 25,378 | 883 | 358 | | | | | 379 | 154 | 379 | 154 | | |
| H47 | 24 | | 62,549 | 24,402 | 883 | 345 | | | | | 379 | 148 | 379 | 148 | | |
| H48 | 25 | | 62,549 | 23,463 | 883 | 331 | | | | | 379 | 142 | 379 | 142 | | |
| H49 | 26 | | 62,549 | 22,561 | 883 | 319 | | | | | 379 | 137 | 379 | 137 | | |
| H50 | 27 | | 62,549 | 21,693 | 883 | 306 | | | | | 379 | 131 | 379 | 131 | | |
| H51 | 28 | | 62,549 | 20,859 | 883 | 295 | | | | | 379 | 126 | 379 | 126 | | |
| H52 | 29 | | 62,549 | 20,056 | 883 | 283 | | | | | 379 | 122 | 379 | 122 | | |
| H53 | 30 | | 62,549 | 19,285 | 883 | 272 | | | | | 379 | 117 | 379 | 117 | | |
| H54 | 31 | | 62,549 | 18,543 | 883 | 262 | | | | | 379 | 112 | 379 | 112 | | |
| H55 | 32 | | 62,549 | 17,830 | 883 | 252 | | | | | 379 | 108 | 379 | 108 | | |
| H56 | 33 | | 62,549 | 17,144 | 883 | 242 | | | | | 379 | 104 | 379 | 104 | | |
| H57 | 34 | | 62,549 | 16,485 | 883 | 233 | | | | | 379 | 100 | 379 | 100 | | |
| H58 | 35 | | 62,549 | 15,851 | 883 | 224 | | | | | 379 | 96 | 379 | 96 | | |
| H59 | 36 | | 62,549 | 15,241 | 883 | 215 | | | | | 379 | 92 | 379 | 92 | | |
| H60 | 37 | | 62,549 | 14,655 | 883 | 207 | | | | | 379 | 89 | 379 | 89 | | |
| H61 | 38 | | 62,549 | 14,091 | 883 | 199 | | | | | 379 | 85 | 379 | 85 | | |
| H62 | 39 | | 62,549 | 13,549 | 883 | 191 | | | | | 379 | 82 | 379 | 82 | | |
| H63 | 40 | | 62,549 | 13,028 | 883 | 184 | | | | | 379 | 79 | 379 | 79 | | |
| H64 | 41 | | 62,549 | 12,527 | 883 | 177 | | | | | 379 | 76 | 379 | 76 | | |
| H65 | 42 | | 62,549 | 12,045 | 883 | 170 | | | | | 379 | 73 | 379 | 73 | | |
| H66 | 43 | | 62,549 | 11,582 | 883 | 164 | | | | | 379 | 70 | 379 | 70 | | |
| H67 | 44 | | 62,549 | 11,137 | 883 | 157 | | | | | 379 | 67 | 379 | 67 | | |
| H68 | 45 | | 62,549 | 10,708 | 883 | 151 | | | | | 379 | 65 | 379 | 65 | | |
| H69 | 46 | | 62,549 | 10,296 | 883 | 145 | | | | | 379 | 62 | 379 | 62 | | |
| H70 | 47 | | 62,549 | 9,900 | 883 | 140 | | | | | 379 | 60 | 379 | 60 | | |
| H71 | 48 | | 62,549 | 9,520 | 883 | 134 | | | | | 379 | 58 | 379 | 58 | | |
| H72 | 49 | | 62,549 | 9,153 | 883 | 129 | | | | | 379 | 55 | 379 | 55 | | |
| H73 | 50 | | 62,549 | 8,801 | 883 | 124 | | | | | 379 | 53 | 379 | 53 | | |
| H74 | 51 | | 62,549 | 8,463 | 883 | 120 | | | | | 379 | 51 | 379 | 51 | | |
| H75 | 52 | | 62,549 | 8,137 | 883 | 115 | | | | | 379 | 49 | 379 | 49 | | |
| H76 | 53 | | 62,549 | 7,824 | 883 | 111 | | | | | 379 | 47 | 379 | 47 | | |
| H77 | 54 | | 62,549 | 7,523 | 883 | 106 | | | | | 379 | 46 | 379 | 46 | | |
| 合計 | | | 3,127,435 | 1,148,586 | 44,172 | 16,223 | 11,026 | 1,175,834 =B | 256,259 | 341,683 | 18,950 | 6,960 | 275,209 | 348,643 =C | 3.4 | 827,191 |

様式-5

費用対便益(全体事業:残事業費-10%)

水系名:利根川

河川名:吾妻川(ハツ場ダム)

| 年次 | 年度 | t | 便益 (単位:百万円) | | | | | 計 | 費用 (単位:百万円) | | | | | 費用便益比 | 純現在価値 | | | |
|-----------------|-----|--------|-------------|-----------|--------|--------|--------|--------------|-------------|---------|--------|-------|---------|------------|-------|---------|------|-----|
| | | | 洪水調節便益① | | 不特定便益② | | 残存価値 | | 建設費④ | | 維持管理費⑤ | | ④+⑤ | | | | | |
| | | | 便益 | 現在価値 | 便益 | 現在価値 | ③ | | ①+②+③ | 費用 | 現在価値 | 費用 | 現在価値 | | | 費用 | 現在価値 | B/C |
| 施設整備期間(49年) | S42 | -44 | | | | | | | | 98 | 548 | | | 98 | 548 | | | |
| | S43 | -43 | | | | | | | | 288 | 1,553 | | | 288 | 1,553 | | | |
| | S44 | -42 | | | | | | | | 239 | 1,239 | | | 239 | 1,239 | | | |
| | S45 | -41 | | | | | | | | 202 | 1,009 | | | 202 | 1,009 | | | |
| | S46 | -40 | | | | | | | | 308 | 1,481 | | | 308 | 1,481 | | | |
| | S47 | -39 | | | | | | | | 255 | 1,175 | | | 255 | 1,175 | | | |
| | S48 | -38 | | | | | | | | 207 | 917 | | | 207 | 917 | | | |
| | S49 | -37 | | | | | | | | 157 | 670 | | | 157 | 670 | | | |
| | S50 | -36 | | | | | | | | 229 | 938 | | | 229 | 938 | | | |
| | S51 | -35 | | | | | | | | 197 | 779 | | | 197 | 779 | | | |
| | S52 | -34 | | | | | | | | 182 | 690 | | | 182 | 690 | | | |
| | S53 | -33 | | | | | | | | 308 | 1,123 | | | 308 | 1,123 | | | |
| | S54 | -32 | | | | | | | | 305 | 1,070 | | | 305 | 1,070 | | | |
| | S55 | -31 | | | | | | | | 323 | 1,091 | | | 323 | 1,091 | | | |
| | S56 | -30 | | | | | | | | 311 | 1,008 | | | 311 | 1,008 | | | |
| | S57 | -29 | | | | | | | | 307 | 958 | | | 307 | 958 | | | |
| | S58 | -28 | | | | | | | | 254 | 763 | | | 254 | 763 | | | |
| | S59 | -27 | | | | | | | | 246 | 709 | | | 246 | 709 | | | |
| | S60 | -26 | | | | | | | | 488 | 1,353 | | | 488 | 1,353 | | | |
| | S61 | -25 | | | | | | | | 571 | 1,523 | | | 571 | 1,523 | | | |
| | S62 | -24 | | | | | | | | 608 | 1,559 | | | 608 | 1,559 | | | |
| | S63 | -23 | | | | | | | | 867 | 2,136 | | | 867 | 2,136 | | | |
| | H1 | -22 | | | | | | | | 1,127 | 2,671 | | | 1,127 | 2,671 | | | |
| | H2 | -21 | | | | | | | | 1,281 | 2,920 | | | 1,281 | 2,920 | | | |
| | H3 | -20 | | | | | | | | 1,579 | 3,459 | | | 1,579 | 3,459 | | | |
| | H4 | -19 | | | | | | | | 1,859 | 3,916 | | | 1,859 | 3,916 | | | |
| | H5 | -18 | | | | | | | | 2,273 | 4,605 | | | 2,273 | 4,605 | | | |
| H6 | -17 | | | | | | | | 2,243 | 4,369 | | | 2,243 | 4,369 | | | | |
| H7 | -16 | | | | | | | | 3,565 | 6,678 | | | 3,565 | 6,678 | | | | |
| H8 | -15 | | | | | | | | 4,560 | 8,213 | | | 4,560 | 8,213 | | | | |
| H9 | -14 | | | | | | | | 7,983 | 13,824 | | | 7,983 | 13,824 | | | | |
| H10 | -13 | | | | | | | | 9,310 | 15,502 | | | 9,310 | 15,502 | | | | |
| H11 | -12 | | | | | | | | 8,542 | 13,675 | | | 8,542 | 13,675 | | | | |
| H12 | -11 | | | | | | | | 9,946 | 15,311 | | | 9,946 | 15,311 | | | | |
| H13 | -10 | | | | | | | | 10,296 | 15,240 | | | 10,296 | 15,240 | | | | |
| H14 | -9 | | | | | | | | 11,774 | 16,758 | | | 11,774 | 16,758 | | | | |
| H15 | -8 | | | | | | | | 10,820 | 14,807 | | | 10,820 | 14,807 | | | | |
| H16 | -7 | | | | | | | | 10,824 | 14,243 | | | 10,824 | 14,243 | | | | |
| H17 | -6 | | | | | | | | 15,085 | 19,087 | | | 15,085 | 19,087 | | | | |
| H18 | -5 | | | | | | | | 19,231 | 23,398 | | | 19,231 | 23,398 | | | | |
| H19 | -4 | | | | | | | | 20,514 | 23,999 | | | 20,514 | 23,999 | | | | |
| H20 | -3 | | | | | | | | 15,249 | 17,153 | | | 15,249 | 17,153 | | | | |
| H21 | -2 | | | | | | | | 11,160 | 12,071 | | | 11,160 | 12,071 | | | | |
| H22 | -1 | | | | | | | | 8,427 | 8,764 | | | 8,427 | 8,764 | | | | |
| H23 | 0 | | | | | | | | 8,337 | 8,337 | | | 8,337 | 8,337 | | | | |
| H24 | 1 | | | | | | | | 10,908 | 10,488 | | | 10,908 | 10,488 | | | | |
| H25 | 2 | | | | | | | | 10,908 | 10,085 | | | 10,908 | 10,085 | | | | |
| H26 | 3 | | | | | | | | 10,908 | 9,697 | | | 10,908 | 9,697 | | | | |
| H27 | 4 | | | | | | | | 10,908 | 9,324 | | | 10,908 | 9,324 | | | | |
| 施設完成後の評価期間(50年) | H28 | 5 | 62,549 | 51,410 | 883 | 726 | | | | | | | 379 | 312 | 379 | 312 | | |
| | H29 | 6 | 62,549 | 49,433 | 883 | 698 | | | | | | | 379 | 300 | 379 | 300 | | |
| | H30 | 7 | 62,549 | 47,532 | 883 | 671 | | | | | | | 379 | 288 | 379 | 288 | | |
| | H31 | 8 | 62,549 | 45,704 | 883 | 646 | | | | | | | 379 | 277 | 379 | 277 | | |
| | H32 | 9 | 62,549 | 43,946 | 883 | 621 | | | | | | | 379 | 266 | 379 | 266 | | |
| | H33 | 10 | 62,549 | 42,256 | 883 | 597 | | | | | | | 379 | 256 | 379 | 256 | | |
| | H34 | 11 | 62,549 | 40,630 | 883 | 574 | | | | | | | 379 | 246 | 379 | 246 | | |
| | H35 | 12 | 62,549 | 39,068 | 883 | 552 | | | | | | | 379 | 237 | 379 | 237 | | |
| | H36 | 13 | 62,549 | 37,565 | 883 | 531 | | | | | | | 379 | 228 | 379 | 228 | | |
| | H37 | 14 | 62,549 | 36,120 | 883 | 510 | | | | | | | 379 | 219 | 379 | 219 | | |
| | H38 | 15 | 62,549 | 34,731 | 883 | 491 | | | | | | | 379 | 210 | 379 | 210 | | |
| | H39 | 16 | 62,549 | 33,395 | 883 | 472 | | | | | | | 379 | 202 | 379 | 202 | | |
| | H40 | 17 | 62,549 | 32,111 | 883 | 454 | | | | | | | 379 | 195 | 379 | 195 | | |
| | H41 | 18 | 62,549 | 30,876 | 883 | 436 | | | | | | | 379 | 187 | 379 | 187 | | |
| | H42 | 19 | 62,549 | 29,688 | 883 | 419 | | | | | | | 379 | 180 | 379 | 180 | | |
| | H43 | 20 | 62,549 | 28,546 | 883 | 403 | | | | | | | 379 | 173 | 379 | 173 | | |
| | H44 | 21 | 62,549 | 27,448 | 883 | 388 | | | | | | | 379 | 166 | 379 | 166 | | |
| | H45 | 22 | 62,549 | 26,393 | 883 | 373 | | | | | | | 379 | 160 | 379 | 160 | | |
| | H46 | 23 | 62,549 | 25,378 | 883 | 358 | | | | | | | 379 | 154 | 379 | 154 | | |
| | H47 | 24 | 62,549 | 24,402 | 883 | 345 | | | | | | | 379 | 148 | 379 | 148 | | |
| | H48 | 25 | 62,549 | 23,463 | 883 | 331 | | | | | | | 379 | 142 | 379 | 142 | | |
| | H49 | 26 | 62,549 | 22,561 | 883 | 319 | | | | | | | 379 | 137 | 379 | 137 | | |
| | H50 | 27 | 62,549 | 21,693 | 883 | 306 | | | | | | | 379 | 131 | 379 | 131 | | |
| | H51 | 28 | 62,549 | 20,859 | 883 | 295 | | | | | | | 379 | 126 | 379 | 126 | | |
| | H52 | 29 | 62,549 | 20,056 | 883 | 283 | | | | | | | 379 | 122 | 379 | 122 | | |
| | H53 | 30 | 62,549 | 19,285 | 883 | 272 | | | | | | | 379 | 117 | 379 | 117 | | |
| | H54 | 31 | 62,549 | 18,543 | 883 | 262 | | | | | | | 379 | 112 | 379 | 112 | | |
| | H55 | 32 | 62,549 | 17,830 | 883 | 252 | | | | | | | 379 | 108 | 379 | 108 | | |
| | H56 | 33 | 62,549 | 17,144 | 883 | 242 | | | | | | | 379 | 104 | 379 | 104 | | |
| | H57 | 34 | 62,549 | 16,485 | 883 | 233 | | | | | | | 379 | 100 | 379 | 100 | | |
| H58 | 35 | 62,549 | 15,851 | 883 | 224 | | | | | | | 379 | 96 | 379 | 96 | | | |
| H59 | 36 | 62,549 | 15,241 | 883 | 215 | | | | | | | 379 | 92 | 379 | 92 | | | |
| H60 | 37 | 62,549 | 14,655 | 883 | 207 | | | | | | | 379 | 89 | 379 | 89 | | | |
| H61 | 38 | 62,549 | 14,091 | 883 | 199 | | | | | | | 379 | 85 | 379 | 85 | | | |
| H62 | 39 | 62,549 | 13,549 | 883 | 191 | | | | | | | 379 | 82 | 379 | 82 | | | |
| H63 | 40 | 62,549 | 13,028 | 883 | 184 | | | | | | | 379 | 79 | 379 | 79 | | | |
| H64 | 41 | 62,549 | 12,527 | 883 | 177 | | | | | | | 379 | 76 | 379 | 76 | | | |
| H65 | 42 | 62,549 | 12,045 | 883 | 170 | | | | | | | 379 | 73 | 379 | 73 | | | |
| H66 | 43 | 62,549 | 11,582 | 883 | 164 | | | | | | | 379 | 70 | 379 | 70 | | | |
| H67 | 44 | 62,549 | 11,137 | 883 | 157 | | | | | | | 379 | 67 | 379 | 67 | | | |
| H68 | 45 | 62,549 | 10,708 | 883 | 151 | | | | | | | 379 | 65 | 379 | 65 | | | |
| H69 | 46 | 62,549 | 10,296 | 883 | 145 | | | | | | | 379 | 62 | 379 | 62 | | | |
| H70 | 47 | 62,549 | 9,900 | 883 | 140 | | | | | | | 379 | 60 | 379 | 60 | | | |
| H71 | 48 | 62,549 | 9,520 | 883 | 134 | | | | | | | 379 | 58 | 379 | 58 | | | |
| H72 | 49 | 62,549 | 9,153 | 883 | 129 | | | | | | | 379 | 55 | 379 | 55 | | | |
| H73 | 50 | 62,549 | 8,801 | 883 | 124 | | | | | | | 379 | 53 | 379 | 53 | | | |
| H74 | 51 | 62,549 | 8,463 | 883 | 120 | | | | | | | 379 | 51 | 379 | 51 | | | |
| H75 | 52 | 62,549 | 8,137 | 883 | 115 | | | | | | | 379 | 49 | 379 | 49 | | | |
| H76 | 53 | 62,549 | 7,824 | 883 | 111 | | | | | | | 379 | 47 | 379 | 47 | | | |
| H77 | 54 | 62,549 | 7,523 | 883 | 106 | | | | | | | 379 | 46 | 379 | 46 | | | |
| 合計 | | | 3,127,435 | 1,148,586 | 44,172 | 16,223 | 11,026 | 1,175,834 =B | 246,563 | 332,885 | 18,950 | 6,960 | 265,513 | 339,844 =C | 3.5 | 835,990 | | |

| 年次 | 年度 | t | 便 益 (単位:百万円) | | | | | 費 用 (単位:百万円) | | | | | | 費用便益比 | 純現在価値 | | |
|------------------|-----|-----|--------------|-----------|--------|--------|--------|--------------|---------|---------|--------|-------|---------|------------|-------|---------|------|
| | | | 洪水調節便益① | | 不特定便益② | | 残存価値 | 建設費④ | | 維持管理費⑤ | | (4)+⑤ | | | | | |
| | | | 便益 | 現在価値 | 便益 | 現在価値 | | ③ | ①+②+③ | 費用 | 現在価値 | 費用 | 現在価値 | | | 費用 | 現在価値 |
| 施設整備期間 (49年) | S42 | -44 | | | | | | | 98 | 548 | | | | 98 | 548 | | |
| | S43 | -43 | | | | | | | 288 | 1,553 | | | | 288 | 1,553 | | |
| | S44 | -42 | | | | | | | 239 | 1,239 | | | | 239 | 1,239 | | |
| | S45 | -41 | | | | | | | 202 | 1,009 | | | | 202 | 1,009 | | |
| | S46 | -40 | | | | | | | 308 | 1,481 | | | | 308 | 1,481 | | |
| | S47 | -39 | | | | | | | 255 | 1,175 | | | | 255 | 1,175 | | |
| | S48 | -38 | | | | | | | 207 | 917 | | | | 207 | 917 | | |
| | S49 | -37 | | | | | | | 157 | 670 | | | | 157 | 670 | | |
| | S50 | -36 | | | | | | | 229 | 938 | | | | 229 | 938 | | |
| | S51 | -35 | | | | | | | 197 | 779 | | | | 197 | 779 | | |
| | S52 | -34 | | | | | | | 182 | 690 | | | | 182 | 690 | | |
| | S53 | -33 | | | | | | | 308 | 1,123 | | | | 308 | 1,123 | | |
| | S54 | -32 | | | | | | | 305 | 1,070 | | | | 305 | 1,070 | | |
| | S55 | -31 | | | | | | | 323 | 1,091 | | | | 323 | 1,091 | | |
| | S56 | -30 | | | | | | | 311 | 1,008 | | | | 311 | 1,008 | | |
| | S57 | -29 | | | | | | | 307 | 958 | | | | 307 | 958 | | |
| | S58 | -28 | | | | | | | 254 | 763 | | | | 254 | 763 | | |
| | S59 | -27 | | | | | | | 246 | 709 | | | | 246 | 709 | | |
| | S60 | -26 | | | | | | | 488 | 1,353 | | | | 488 | 1,353 | | |
| | S61 | -25 | | | | | | | 571 | 1,523 | | | | 571 | 1,523 | | |
| | S62 | -24 | | | | | | | 608 | 1,559 | | | | 608 | 1,559 | | |
| | S63 | -23 | | | | | | | 867 | 2,136 | | | | 867 | 2,136 | | |
| | H1 | -22 | | | | | | | 1,127 | 2,671 | | | | 1,127 | 2,671 | | |
| | H2 | -21 | | | | | | | 1,281 | 2,920 | | | | 1,281 | 2,920 | | |
| | H3 | -20 | | | | | | | 1,579 | 3,459 | | | | 1,579 | 3,459 | | |
| | H4 | -19 | | | | | | | 1,859 | 3,916 | | | | 1,859 | 3,916 | | |
| | H5 | -18 | | | | | | | 2,273 | 4,605 | | | | 2,273 | 4,605 | | |
| H6 | -17 | | | | | | | 2,243 | 4,369 | | | | 2,243 | 4,369 | | | |
| H7 | -16 | | | | | | | 3,565 | 6,678 | | | | 3,565 | 6,678 | | | |
| H8 | -15 | | | | | | | 4,560 | 8,213 | | | | 4,560 | 8,213 | | | |
| H9 | -14 | | | | | | | 7,983 | 13,824 | | | | 7,983 | 13,824 | | | |
| H10 | -13 | | | | | | | 9,310 | 15,502 | | | | 9,310 | 15,502 | | | |
| H11 | -12 | | | | | | | 8,542 | 13,675 | | | | 8,542 | 13,675 | | | |
| H12 | -11 | | | | | | | 9,946 | 15,311 | | | | 9,946 | 15,311 | | | |
| H13 | -10 | | | | | | | 10,296 | 15,240 | | | | 10,296 | 15,240 | | | |
| H14 | -9 | | | | | | | 11,774 | 16,758 | | | | 11,774 | 16,758 | | | |
| H15 | -8 | | | | | | | 10,820 | 14,807 | | | | 10,820 | 14,807 | | | |
| H16 | -7 | | | | | | | 10,824 | 14,243 | | | | 10,824 | 14,243 | | | |
| H17 | -6 | | | | | | | 15,085 | 19,087 | | | | 15,085 | 19,087 | | | |
| H18 | -5 | | | | | | | 19,231 | 23,398 | | | | 19,231 | 23,398 | | | |
| H19 | -4 | | | | | | | 20,514 | 23,999 | | | | 20,514 | 23,999 | | | |
| H20 | -3 | | | | | | | 15,249 | 17,153 | | | | 15,249 | 17,153 | | | |
| H21 | -2 | | | | | | | 11,160 | 12,071 | | | | 11,160 | 12,071 | | | |
| H22 | -1 | | | | | | | 8,427 | 8,764 | | | | 8,427 | 8,764 | | | |
| H23 | 0 | | | | | | | 8,337 | 8,337 | | | | 8,337 | 8,337 | | | |
| H24 | 1 | | | | | | | 12,120 | 11,653 | | | | 12,120 | 11,653 | | | |
| H25 | 2 | | | | | | | 12,120 | 11,205 | | | | 12,120 | 11,205 | | | |
| H26 | 3 | | | | | | | 12,120 | 10,774 | | | | 12,120 | 10,774 | | | |
| H27 | 4 | | | | | | | 12,120 | 10,360 | | | | 12,120 | 10,360 | | | |
| 施設完成後の評価期間 (50年) | H28 | 5 | 62,549 | 51,410 | 883 | 726 | | | | | 379 | 312 | 379 | 312 | | | |
| | H29 | 6 | 62,549 | 49,433 | 883 | 698 | | | | | 379 | 300 | 379 | 300 | | | |
| | H30 | 7 | 62,549 | 47,532 | 883 | 671 | | | | | 379 | 288 | 379 | 288 | | | |
| | H31 | 8 | 62,549 | 45,704 | 883 | 646 | | | | | 379 | 277 | 379 | 277 | | | |
| | H32 | 9 | 62,549 | 43,946 | 883 | 621 | | | | | 379 | 266 | 379 | 266 | | | |
| | H33 | 10 | 62,549 | 42,256 | 883 | 597 | | | | | 379 | 256 | 379 | 256 | | | |
| | H34 | 11 | 62,549 | 40,630 | 883 | 574 | | | | | 379 | 246 | 379 | 246 | | | |
| | H35 | 12 | 62,549 | 39,068 | 883 | 552 | | | | | 379 | 237 | 379 | 237 | | | |
| | H36 | 13 | 62,549 | 37,565 | 883 | 531 | | | | | 379 | 228 | 379 | 228 | | | |
| | H37 | 14 | 62,549 | 36,120 | 883 | 510 | | | | | 379 | 219 | 379 | 219 | | | |
| | H38 | 15 | 62,549 | 34,731 | 883 | 491 | | | | | 379 | 210 | 379 | 210 | | | |
| | H39 | 16 | 62,549 | 33,395 | 883 | 472 | | | | | 379 | 202 | 379 | 202 | | | |
| | H40 | 17 | 62,549 | 32,111 | 883 | 454 | | | | | 379 | 195 | 379 | 195 | | | |
| | H41 | 18 | 62,549 | 30,876 | 883 | 436 | | | | | 379 | 187 | 379 | 187 | | | |
| | H42 | 19 | 62,549 | 29,688 | 883 | 419 | | | | | 379 | 180 | 379 | 180 | | | |
| | H43 | 20 | 62,549 | 28,546 | 883 | 403 | | | | | 379 | 173 | 379 | 173 | | | |
| | H44 | 21 | 62,549 | 27,448 | 883 | 388 | | | | | 379 | 166 | 379 | 166 | | | |
| | H45 | 22 | 62,549 | 26,393 | 883 | 373 | | | | | 379 | 160 | 379 | 160 | | | |
| | H46 | 23 | 62,549 | 25,378 | 883 | 358 | | | | | 379 | 154 | 379 | 154 | | | |
| | H47 | 24 | 62,549 | 24,402 | 883 | 345 | | | | | 379 | 148 | 379 | 148 | | | |
| | H48 | 25 | 62,549 | 23,463 | 883 | 331 | | | | | 379 | 142 | 379 | 142 | | | |
| | H49 | 26 | 62,549 | 22,561 | 883 | 319 | | | | | 379 | 137 | 379 | 137 | | | |
| | H50 | 27 | 62,549 | 21,693 | 883 | 306 | | | | | 379 | 131 | 379 | 131 | | | |
| | H51 | 28 | 62,549 | 20,859 | 883 | 295 | | | | | 379 | 126 | 379 | 126 | | | |
| | H52 | 29 | 62,549 | 20,056 | 883 | 283 | | | | | 379 | 122 | 379 | 122 | | | |
| | H53 | 30 | 62,549 | 19,285 | 883 | 272 | | | | | 379 | 117 | 379 | 117 | | | |
| | H54 | 31 | 62,549 | 18,543 | 883 | 262 | | | | | 379 | 112 | 379 | 112 | | | |
| | H55 | 32 | 62,549 | 17,830 | 883 | 252 | | | | | 379 | 108 | 379 | 108 | | | |
| | H56 | 33 | 62,549 | 17,144 | 883 | 242 | | | | | 379 | 104 | 379 | 104 | | | |
| | H57 | 34 | 62,549 | 16,485 | 883 | 233 | | | | | 379 | 100 | 379 | 100 | | | |
| | H58 | 35 | 62,549 | 15,851 | 883 | 224 | | | | | 379 | 96 | 379 | 96 | | | |
| | H59 | 36 | 62,549 | 15,241 | 883 | 215 | | | | | 379 | 92 | 379 | 92 | | | |
| | H60 | 37 | 62,549 | 14,655 | 883 | 207 | | | | | 379 | 89 | 379 | 89 | | | |
| | H61 | 38 | 62,549 | 14,091 | 883 | 199 | | | | | 379 | 85 | 379 | 85 | | | |
| | H62 | 39 | 62,549 | 13,549 | 883 | 191 | | | | | 379 | 82 | 379 | 82 | | | |
| | H63 | 40 | 62,549 | 13,028 | 883 | 184 | | | | | 379 | 79 | 379 | 79 | | | |
| | H64 | 41 | 62,549 | 12,527 | 883 | 177 | | | | | 379 | 76 | 379 | 76 | | | |
| | H65 | 42 | 62,549 | 12,045 | 883 | 170 | | | | | 379 | 73 | 379 | 73 | | | |
| | H66 | 43 | 62,549 | 11,582 | 883 | 164 | | | | | 379 | 70 | 379 | 70 | | | |
| | H67 | 44 | 62,549 | 11,137 | 883 | 157 | | | | | 379 | 67 | 379 | 67 | | | |
| | H68 | 45 | 62,549 | 10,708 | 883 | 151 | | | | | 379 | 65 | 379 | 65 | | | |
| | H69 | 46 | 62,549 | 10,296 | 883 | 145 | | | | | 379 | 62 | 379 | 62 | | | |
| | H70 | 47 | 62,549 | 9,900 | 883 | 140 | | | | | 379 | 60 | 379 | 60 | | | |
| | H71 | 48 | 62,549 | 9,520 | 883 | 134 | | | | | 379 | 58 | 379 | 58 | | | |
| | H72 | 49 | 62,549 | 9,153 | 883 | 129 | | | | | 379 | 55 | 379 | 55 | | | |
| | H73 | 50 | 62,549 | 8,801 | 883 | 124 | | | | | 379 | 53 | 379 | 53 | | | |
| | H74 | 51 | 62,549 | 8,463 | 883 | 120 | | | | | 379 | 51 | 379 | 51 | | | |
| | H75 | 52 | 62,549 | 8,137 | 883 | 115 | | | | | 379 | 49 | 379 | 49 | | | |
| | H76 | 53 | 62,549 | 7,824 | 883 | 111 | | | | | 379 | 47 | 379 | 47 | | | |
| | H77 | 54 | 62,549 | 7,523 | 883 | 106 | | | | | 379 | 46 | 379 | 46 | | | |
| 合計 | | | 3,127,435 | 1,148,586 | 44,172 | 16,223 | 11,026 | 1,175,834 =B | 251,411 | 337,284 | 18,950 | 6,960 | 270,361 | 344,244 =C | 3.4 | 831,591 | |

| 年次 | 年度 | t | 便益 (単位:百万円) | | | | 計 ①+②+③ | 費用 (単位:百万円) | | | | 費用便益比 B/C | 純現在価値 B-C | | | |
|---------------------|-----|-----|-------------|-----------|--------|--------|------------|--------------|---------|---------|--------|--------------|--------------|------------|-----|---------|
| | | | 洪水調節便益① | | 不特定便益② | | | 建設費④ | | 維持管理費⑤ | | | | ④+⑤ | | |
| | | | 便益 | 現在価値 | 便益 | 現在価値 | | ③ | 費用 | 現在価値 | 費用 | | | 現在価値 | 費用 | 現在価値 |
| 施設整備期間 (49年) | S42 | -44 | | | | | | 98 | 548 | | | 98 | 548 | | | |
| | S43 | -43 | | | | | | 288 | 1,553 | | | 288 | 1,553 | | | |
| | S44 | -42 | | | | | | 239 | 1,239 | | | 239 | 1,239 | | | |
| | S45 | -41 | | | | | | 202 | 1,009 | | | 202 | 1,009 | | | |
| | S46 | -40 | | | | | | 308 | 1,481 | | | 308 | 1,481 | | | |
| | S47 | -39 | | | | | | 255 | 1,175 | | | 255 | 1,175 | | | |
| | S48 | -38 | | | | | | 207 | 917 | | | 207 | 917 | | | |
| | S49 | -37 | | | | | | 157 | 670 | | | 157 | 670 | | | |
| | S50 | -36 | | | | | | 229 | 938 | | | 229 | 938 | | | |
| | S51 | -35 | | | | | | 197 | 779 | | | 197 | 779 | | | |
| | S52 | -34 | | | | | | 182 | 690 | | | 182 | 690 | | | |
| | S53 | -33 | | | | | | 308 | 1,123 | | | 308 | 1,123 | | | |
| | S54 | -32 | | | | | | 305 | 1,070 | | | 305 | 1,070 | | | |
| | S55 | -31 | | | | | | 323 | 1,091 | | | 323 | 1,091 | | | |
| | S56 | -30 | | | | | | 311 | 1,008 | | | 311 | 1,008 | | | |
| | S57 | -29 | | | | | | 307 | 958 | | | 307 | 958 | | | |
| | S58 | -28 | | | | | | 254 | 763 | | | 254 | 763 | | | |
| | S59 | -27 | | | | | | 246 | 709 | | | 246 | 709 | | | |
| | S60 | -26 | | | | | | 488 | 1,353 | | | 488 | 1,353 | | | |
| | S61 | -25 | | | | | | 571 | 1,523 | | | 571 | 1,523 | | | |
| | S62 | -24 | | | | | | 608 | 1,559 | | | 608 | 1,559 | | | |
| | S63 | -23 | | | | | | 867 | 2,136 | | | 867 | 2,136 | | | |
| | H1 | -22 | | | | | | 1,127 | 2,671 | | | 1,127 | 2,671 | | | |
| | H2 | -21 | | | | | | 1,281 | 2,920 | | | 1,281 | 2,920 | | | |
| | H3 | -20 | | | | | | 1,579 | 3,459 | | | 1,579 | 3,459 | | | |
| | H4 | -19 | | | | | | 1,859 | 3,916 | | | 1,859 | 3,916 | | | |
| | H5 | -18 | | | | | | 2,273 | 4,605 | | | 2,273 | 4,605 | | | |
| H6 | -17 | | | | | | 2,243 | 4,369 | | | 2,243 | 4,369 | | | | |
| H7 | -16 | | | | | | 3,565 | 6,678 | | | 3,565 | 6,678 | | | | |
| H8 | -15 | | | | | | 4,560 | 8,213 | | | 4,560 | 8,213 | | | | |
| H9 | -14 | | | | | | 7,983 | 13,824 | | | 7,983 | 13,824 | | | | |
| H10 | -13 | | | | | | 9,310 | 15,502 | | | 9,310 | 15,502 | | | | |
| H11 | -12 | | | | | | 8,542 | 13,675 | | | 8,542 | 13,675 | | | | |
| H12 | -11 | | | | | | 9,946 | 15,311 | | | 9,946 | 15,311 | | | | |
| H13 | -10 | | | | | | 10,296 | 15,240 | | | 10,296 | 15,240 | | | | |
| H14 | -9 | | | | | | 11,774 | 16,758 | | | 11,774 | 16,758 | | | | |
| H15 | -8 | | | | | | 10,820 | 14,807 | | | 10,820 | 14,807 | | | | |
| H16 | -7 | | | | | | 10,824 | 14,243 | | | 10,824 | 14,243 | | | | |
| H17 | -6 | | | | | | 15,085 | 19,087 | | | 15,085 | 19,087 | | | | |
| H18 | -5 | | | | | | 19,231 | 23,398 | | | 19,231 | 23,398 | | | | |
| H19 | -4 | | | | | | 20,514 | 23,999 | | | 20,514 | 23,999 | | | | |
| H20 | -3 | | | | | | 15,249 | 17,153 | | | 15,249 | 17,153 | | | | |
| H21 | -2 | | | | | | 11,160 | 12,071 | | | 11,160 | 12,071 | | | | |
| H22 | -1 | | | | | | 8,427 | 8,764 | | | 8,427 | 8,764 | | | | |
| H23 | 0 | | | | | | 8,337 | 8,337 | | | 8,337 | 8,337 | | | | |
| H24 | 1 | | | | | | 12,120 | 11,653 | | | 12,120 | 11,653 | | | | |
| H25 | 2 | | | | | | 12,120 | 11,205 | | | 12,120 | 11,205 | | | | |
| H26 | 3 | | | | | | 12,120 | 10,774 | | | 12,120 | 10,774 | | | | |
| H27 | 4 | | | | | | 12,120 | 10,360 | | | 12,120 | 10,360 | | | | |
| 施設完成後の 評価期間(50年) | H28 | 5 | 62,549 | 51,410 | 883 | 726 | | | | | | 379 | 312 | 379 | 312 | |
| | H29 | 6 | 62,549 | 49,433 | 883 | 698 | | | | | | 379 | 300 | 379 | 300 | |
| | H30 | 7 | 62,549 | 47,532 | 883 | 671 | | | | | | 379 | 288 | 379 | 288 | |
| | H31 | 8 | 62,549 | 45,704 | 883 | 646 | | | | | | 379 | 277 | 379 | 277 | |
| | H32 | 9 | 62,549 | 43,946 | 883 | 621 | | | | | | 379 | 266 | 379 | 266 | |
| | H33 | 10 | 62,549 | 42,256 | 883 | 597 | | | | | | 379 | 256 | 379 | 256 | |
| | H34 | 11 | 62,549 | 40,630 | 883 | 574 | | | | | | 379 | 246 | 379 | 246 | |
| | H35 | 12 | 62,549 | 39,068 | 883 | 552 | | | | | | 379 | 237 | 379 | 237 | |
| | H36 | 13 | 62,549 | 37,565 | 883 | 531 | | | | | | 379 | 228 | 379 | 228 | |
| | H37 | 14 | 62,549 | 36,120 | 883 | 510 | | | | | | 379 | 219 | 379 | 219 | |
| | H38 | 15 | 62,549 | 34,731 | 883 | 491 | | | | | | 379 | 210 | 379 | 210 | |
| | H39 | 16 | 62,549 | 33,395 | 883 | 472 | | | | | | 379 | 202 | 379 | 202 | |
| | H40 | 17 | 62,549 | 32,111 | 883 | 454 | | | | | | 379 | 195 | 379 | 195 | |
| | H41 | 18 | 62,549 | 30,876 | 883 | 436 | | | | | | 379 | 187 | 379 | 187 | |
| | H42 | 19 | 62,549 | 29,688 | 883 | 419 | | | | | | 379 | 180 | 379 | 180 | |
| | H43 | 20 | 62,549 | 28,546 | 883 | 403 | | | | | | 379 | 173 | 379 | 173 | |
| | H44 | 21 | 62,549 | 27,448 | 883 | 388 | | | | | | 379 | 166 | 379 | 166 | |
| | H45 | 22 | 62,549 | 26,393 | 883 | 373 | | | | | | 379 | 160 | 379 | 160 | |
| | H46 | 23 | 62,549 | 25,378 | 883 | 358 | | | | | | 379 | 154 | 379 | 154 | |
| | H47 | 24 | 62,549 | 24,402 | 883 | 345 | | | | | | 379 | 148 | 379 | 148 | |
| | H48 | 25 | 62,549 | 23,463 | 883 | 331 | | | | | | 379 | 142 | 379 | 142 | |
| | H49 | 26 | 62,549 | 22,561 | 883 | 319 | | | | | | 379 | 137 | 379 | 137 | |
| | H50 | 27 | 62,549 | 21,693 | 883 | 306 | | | | | | 379 | 131 | 379 | 131 | |
| | H51 | 28 | 62,549 | 20,859 | 883 | 295 | | | | | | 379 | 126 | 379 | 126 | |
| | H52 | 29 | 62,549 | 20,056 | 883 | 283 | | | | | | 379 | 122 | 379 | 122 | |
| | H53 | 30 | 62,549 | 19,285 | 883 | 272 | | | | | | 379 | 117 | 379 | 117 | |
| | H54 | 31 | 62,549 | 18,543 | 883 | 262 | | | | | | 379 | 112 | 379 | 112 | |
| | H55 | 32 | 62,549 | 17,830 | 883 | 252 | | | | | | 379 | 108 | 379 | 108 | |
| | H56 | 33 | 62,549 | 17,144 | 883 | 242 | | | | | | 379 | 104 | 379 | 104 | |
| | H57 | 34 | 62,549 | 16,485 | 883 | 233 | | | | | | 379 | 100 | 379 | 100 | |
| | H58 | 35 | 62,549 | 15,851 | 883 | 224 | | | | | | 379 | 96 | 379 | 96 | |
| | H59 | 36 | 62,549 | 15,241 | 883 | 215 | | | | | | 379 | 92 | 379 | 92 | |
| | H60 | 37 | 62,549 | 14,655 | 883 | 207 | | | | | | 379 | 89 | 379 | 89 | |
| | H61 | 38 | 62,549 | 14,091 | 883 | 199 | | | | | | 379 | 85 | 379 | 85 | |
| | H62 | 39 | 62,549 | 13,549 | 883 | 191 | | | | | | 379 | 82 | 379 | 82 | |
| | H63 | 40 | 62,549 | 13,028 | 883 | 184 | | | | | | 379 | 79 | 379 | 79 | |
| | H64 | 41 | 62,549 | 12,527 | 883 | 177 | | | | | | 379 | 76 | 379 | 76 | |
| | H65 | 42 | 62,549 | 12,045 | 883 | 170 | | | | | | 379 | 73 | 379 | 73 | |
| | H66 | 43 | 62,549 | 11,582 | 883 | 164 | | | | | | 379 | 70 | 379 | 70 | |
| | H67 | 44 | 62,549 | 11,137 | 883 | 157 | | | | | | 379 | 67 | 379 | 67 | |
| | H68 | 45 | 62,549 | 10,708 | 883 | 151 | | | | | | 379 | 65 | 379 | 65 | |
| | H69 | 46 | 62,549 | 10,296 | 883 | 145 | | | | | | 379 | 62 | 379 | 62 | |
| | H70 | 47 | 62,549 | 9,900 | 883 | 140 | | | | | | 379 | 60 | 379 | 60 | |
| | H71 | 48 | 62,549 | 9,520 | 883 | 134 | | | | | | 379 | 58 | 379 | 58 | |
| | H72 | 49 | 62,549 | 9,153 | 883 | 129 | | | | | | 379 | 55 | 379 | 55 | |
| | H73 | 50 | 62,549 | 8,801 | 883 | 124 | | | | | | 379 | 53 | 379 | 53 | |
| | H74 | 51 | 62,549 | 8,463 | 883 | 120 | | | | | | 379 | 51 | 379 | 51 | |
| | H75 | 52 | 62,549 | 8,137 | 883 | 115 | | | | | | 379 | 49 | 379 | 49 | |
| | H76 | 53 | 62,549 | 7,824 | 883 | 111 | | | | | | 379 | 47 | 379 | 47 | |
| | H77 | 54 | 62,549 | 7,523 | 883 | 106 | | | | | | 379 | 46 | 379 | 46 | |
| 合計 | | | 3,127,435 | 1,148,586 | 44,172 | 16,223 | 11,026 | 1,175,834 =B | 251,411 | 337,284 | 18,950 | 6,960 | 270,361 | 344,244 =C | 3.4 | 831,591 |

| 年次 | 年度 | t | 便 益 (単位:百万円) | | | | | 費 用 (単位:百万円) | | | | | 費用便益比 | 純現在価値 | | |
|-----------------|-----|-----|--------------|-----------|-----------|--------|-----------|--------------|--------------|---------|---------|--------|--------|---------|------------|-----|
| | | | 洪水調節便益① | | 不特定便益② | | 残存価値 ③ | 建設費④ | | 維持管理費⑤ | | ④+⑤ | | | | |
| | | | 便益 | 現在価値 | 便益 | 現在価値 | | 費用 | 現在価値 | 費用 | 現在価値 | 費用 | | | 現在価値 | B/C |
| 施設整備期間(49年) | S42 | -44 | | | | | | | 98 | 548 | | | 98 | 548 | | |
| | S43 | -43 | | | | | | | 288 | 1,553 | | | 288 | 1,553 | | |
| | S44 | -42 | | | | | | | 239 | 1,239 | | | 239 | 1,239 | | |
| | S45 | -41 | | | | | | | 202 | 1,009 | | | 202 | 1,009 | | |
| | S46 | -40 | | | | | | | 308 | 1,481 | | | 308 | 1,481 | | |
| | S47 | -39 | | | | | | | 255 | 1,175 | | | 255 | 1,175 | | |
| | S48 | -38 | | | | | | | 207 | 917 | | | 207 | 917 | | |
| | S49 | -37 | | | | | | | 157 | 670 | | | 157 | 670 | | |
| | S50 | -36 | | | | | | | 229 | 938 | | | 229 | 938 | | |
| | S51 | -35 | | | | | | | 197 | 779 | | | 197 | 779 | | |
| | S52 | -34 | | | | | | | 182 | 690 | | | 182 | 690 | | |
| | S53 | -33 | | | | | | | 308 | 1,123 | | | 308 | 1,123 | | |
| | S54 | -32 | | | | | | | 305 | 1,070 | | | 305 | 1,070 | | |
| | S55 | -31 | | | | | | | 323 | 1,091 | | | 323 | 1,091 | | |
| | S56 | -30 | | | | | | | 311 | 1,008 | | | 311 | 1,008 | | |
| | S57 | -29 | | | | | | | 307 | 958 | | | 307 | 958 | | |
| | S58 | -28 | | | | | | | 254 | 763 | | | 254 | 763 | | |
| | S59 | -27 | | | | | | | 246 | 709 | | | 246 | 709 | | |
| | S60 | -26 | | | | | | | 488 | 1,353 | | | 488 | 1,353 | | |
| | S61 | -25 | | | | | | | 571 | 1,523 | | | 571 | 1,523 | | |
| | S62 | -24 | | | | | | | 608 | 1,559 | | | 608 | 1,559 | | |
| | S63 | -23 | | | | | | | 867 | 2,136 | | | 867 | 2,136 | | |
| | H1 | -22 | | | | | | | 1,127 | 2,671 | | | 1,127 | 2,671 | | |
| | H2 | -21 | | | | | | | 1,281 | 2,920 | | | 1,281 | 2,920 | | |
| | H3 | -20 | | | | | | | 1,579 | 3,459 | | | 1,579 | 3,459 | | |
| | H4 | -19 | | | | | | | 1,859 | 3,916 | | | 1,859 | 3,916 | | |
| | H5 | -18 | | | | | | | 2,273 | 4,605 | | | 2,273 | 4,605 | | |
| H6 | -17 | | | | | | | 2,243 | 4,369 | | | 2,243 | 4,369 | | | |
| H7 | -16 | | | | | | | 3,565 | 6,678 | | | 3,565 | 6,678 | | | |
| H8 | -15 | | | | | | | 4,560 | 8,213 | | | 4,560 | 8,213 | | | |
| H9 | -14 | | | | | | | 7,983 | 13,824 | | | 7,983 | 13,824 | | | |
| H10 | -13 | | | | | | | 9,310 | 15,502 | | | 9,310 | 15,502 | | | |
| H11 | -12 | | | | | | | 8,542 | 13,675 | | | 8,542 | 13,675 | | | |
| H12 | -11 | | | | | | | 9,946 | 15,311 | | | 9,946 | 15,311 | | | |
| H13 | -10 | | | | | | | 10,296 | 15,240 | | | 10,296 | 15,240 | | | |
| H14 | -9 | | | | | | | 11,774 | 16,758 | | | 11,774 | 16,758 | | | |
| H15 | -8 | | | | | | | 10,820 | 14,807 | | | 10,820 | 14,807 | | | |
| H16 | -7 | | | | | | | 10,824 | 14,243 | | | 10,824 | 14,243 | | | |
| H17 | -6 | | | | | | | 15,085 | 19,087 | | | 15,085 | 19,087 | | | |
| H18 | -5 | | | | | | | 19,231 | 23,398 | | | 19,231 | 23,398 | | | |
| H19 | -4 | | | | | | | 20,514 | 23,999 | | | 20,514 | 23,999 | | | |
| H20 | -3 | | | | | | | 15,249 | 17,153 | | | 15,249 | 17,153 | | | |
| H21 | -2 | | | | | | | 11,160 | 12,071 | | | 11,160 | 12,071 | | | |
| H22 | -1 | | | | | | | 8,427 | 8,764 | | | 8,427 | 8,764 | | | |
| H23 | 0 | | | | | | | 8,337 | 8,337 | | | 8,337 | 8,337 | | | |
| H24 | 1 | | | | | | | 12,120 | 11,653 | | | 12,120 | 11,653 | | | |
| H25 | 2 | | | | | | | 12,120 | 11,205 | | | 12,120 | 11,205 | | | |
| H26 | 3 | | | | | | | 12,120 | 10,774 | | | 12,120 | 10,774 | | | |
| H27 | 4 | | | | | | | 12,120 | 10,360 | | | 12,120 | 10,360 | | | |
| 施設完成後の評価期間(50年) | H28 | 5 | 68,634 | 56,412 | 883 | 726 | | | | | 379 | 312 | 379 | 312 | | |
| | H29 | 6 | 68,634 | 54,242 | 883 | 698 | | | | | 379 | 300 | 379 | 300 | | |
| | H30 | 7 | 68,634 | 52,156 | 883 | 671 | | | | | 379 | 288 | 379 | 288 | | |
| | H31 | 8 | 68,634 | 50,150 | 883 | 646 | | | | | 379 | 277 | 379 | 277 | | |
| | H32 | 9 | 68,634 | 48,221 | 883 | 621 | | | | | 379 | 266 | 379 | 266 | | |
| | H33 | 10 | 68,634 | 46,367 | 883 | 597 | | | | | 379 | 256 | 379 | 256 | | |
| | H34 | 11 | 68,634 | 44,583 | 883 | 574 | | | | | 379 | 246 | 379 | 246 | | |
| | H35 | 12 | 68,634 | 42,869 | 883 | 552 | | | | | 379 | 237 | 379 | 237 | | |
| | H36 | 13 | 68,634 | 41,220 | 883 | 531 | | | | | 379 | 228 | 379 | 228 | | |
| | H37 | 14 | 68,634 | 39,634 | 883 | 510 | | | | | 379 | 219 | 379 | 219 | | |
| | H38 | 15 | 68,634 | 38,110 | 883 | 491 | | | | | 379 | 210 | 379 | 210 | | |
| | H39 | 16 | 68,634 | 36,644 | 883 | 472 | | | | | 379 | 202 | 379 | 202 | | |
| | H40 | 17 | 68,634 | 35,235 | 883 | 454 | | | | | 379 | 195 | 379 | 195 | | |
| | H41 | 18 | 68,634 | 33,880 | 883 | 436 | | | | | 379 | 187 | 379 | 187 | | |
| | H42 | 19 | 68,634 | 32,577 | 883 | 419 | | | | | 379 | 180 | 379 | 180 | | |
| | H43 | 20 | 68,634 | 31,324 | 883 | 403 | | | | | 379 | 173 | 379 | 173 | | |
| | H44 | 21 | 68,634 | 30,119 | 883 | 388 | | | | | 379 | 166 | 379 | 166 | | |
| | H45 | 22 | 68,634 | 28,960 | 883 | 373 | | | | | 379 | 160 | 379 | 160 | | |
| | H46 | 23 | 68,634 | 27,847 | 883 | 358 | | | | | 379 | 154 | 379 | 154 | | |
| | H47 | 24 | 68,634 | 26,776 | 883 | 345 | | | | | 379 | 148 | 379 | 148 | | |
| | H48 | 25 | 68,634 | 25,746 | 883 | 331 | | | | | 379 | 142 | 379 | 142 | | |
| | H49 | 26 | 68,634 | 24,756 | 883 | 319 | | | | | 379 | 137 | 379 | 137 | | |
| | H50 | 27 | 68,634 | 23,803 | 883 | 306 | | | | | 379 | 131 | 379 | 131 | | |
| | H51 | 28 | 68,634 | 22,888 | 883 | 295 | | | | | 379 | 126 | 379 | 126 | | |
| | H52 | 29 | 68,634 | 22,008 | 883 | 283 | | | | | 379 | 122 | 379 | 122 | | |
| | H53 | 30 | 68,634 | 21,161 | 883 | 272 | | | | | 379 | 117 | 379 | 117 | | |
| | H54 | 31 | 68,634 | 20,347 | 883 | 262 | | | | | 379 | 112 | 379 | 112 | | |
| | H55 | 32 | 68,634 | 19,565 | 883 | 252 | | | | | 379 | 108 | 379 | 108 | | |
| | H56 | 33 | 68,634 | 18,812 | 883 | 242 | | | | | 379 | 104 | 379 | 104 | | |
| | H57 | 34 | 68,634 | 18,089 | 883 | 233 | | | | | 379 | 100 | 379 | 100 | | |
| | H58 | 35 | 68,634 | 17,393 | 883 | 224 | | | | | 379 | 96 | 379 | 96 | | |
| | H59 | 36 | 68,634 | 16,724 | 883 | 215 | | | | | 379 | 92 | 379 | 92 | | |
| | H60 | 37 | 68,634 | 16,081 | 883 | 207 | | | | | 379 | 89 | 379 | 89 | | |
| | H61 | 38 | 68,634 | 15,462 | 883 | 199 | | | | | 379 | 85 | 379 | 85 | | |
| | H62 | 39 | 68,634 | 14,868 | 883 | 191 | | | | | 379 | 82 | 379 | 82 | | |
| | H63 | 40 | 68,634 | 14,296 | 883 | 184 | | | | | 379 | 79 | 379 | 79 | | |
| | H64 | 41 | 68,634 | 13,746 | 883 | 177 | | | | | 379 | 76 | 379 | 76 | | |
| | H65 | 42 | 68,634 | 13,217 | 883 | 170 | | | | | 379 | 73 | 379 | 73 | | |
| | H66 | 43 | 68,634 | 12,709 | 883 | 164 | | | | | 379 | 70 | 379 | 70 | | |
| | H67 | 44 | 68,634 | 12,220 | 883 | 157 | | | | | 379 | 67 | 379 | 67 | | |
| | H68 | 45 | 68,634 | 11,750 | 883 | 151 | | | | | 379 | 65 | 379 | 65 | | |
| | H69 | 46 | 68,634 | 11,298 | 883 | 145 | | | | | 379 | 62 | 379 | 62 | | |
| | H70 | 47 | 68,634 | 10,864 | 883 | 140 | | | | | 379 | 60 | 379 | 60 | | |
| | H71 | 48 | 68,634 | 10,446 | 883 | 134 | | | | | 379 | 58 | 379 | 58 | | |
| | H72 | 49 | 68,634 | 10,044 | 883 | 129 | | | | | 379 | 55 | 379 | 55 | | |
| | H73 | 50 | 68,634 | 9,658 | 883 | 124 | | | | | 379 | 53 | 379 | 53 | | |
| | H74 | 51 | 68,634 | 9,286 | 883 | 120 | | | | | 379 | 51 | 379 | 51 | | |
| | H75 | 52 | 68,634 | 8,929 | 883 | 115 | | | | | 379 | 49 | 379 | 49 | | |
| | H76 | 53 | 68,634 | 8,586 | 883 | 111 | | | | | 379 | 47 | 379 | 47 | | |
| | H77 | 54 | 68,634 | 8,255 | 883 | 106 | | | | | 379 | 46 | 379 | 46 | | |
| | 合計 | | | 3,431,695 | 1,260,328 | 44,172 | 16,223 | 11,026 | 1,287,577 =B | 251,411 | 337,284 | 18,950 | 6,960 | 270,361 | 344,244 =C | 3.7 |

残事業評価

(単位:百万円)

| 事業項目 | 洪水調節便益 | 不特定便益 | 残存価値 | 総便益 | 建設費 | 維持管理費 | 総事業費 | 費用便益比 | | 備考 |
|----------|-----------|--------|-------|-----------|--------|-------|--------|-------|---|------|
| | ① | | | | | | | ② | ③ | |
| 基本 | 1,148,586 | 16,223 | 3,170 | 1,167,978 | 43,993 | 6,960 | 50,953 | | | 22.9 |
| 残事業費+10% | 1,148,586 | 16,223 | 3,170 | 1,167,978 | 48,392 | 6,960 | 55,352 | | | 21.1 |
| 残事業費-10% | 1,148,586 | 16,223 | 3,170 | 1,167,978 | 39,594 | 6,960 | 46,553 | | | 25.1 |
| 残工期+10% | 1,148,586 | 16,223 | 3,170 | 1,167,978 | 43,993 | 6,960 | 50,953 | | | 22.9 |
| 残工期-10% | 1,148,586 | 16,223 | 3,170 | 1,167,978 | 43,993 | 6,960 | 50,953 | | | 22.9 |
| 資産+10% | 1,260,328 | 16,223 | 3,170 | 1,279,721 | 43,993 | 6,960 | 50,953 | | | 25.1 |
| 資産-10% | 1,036,843 | 16,223 | 3,170 | 1,056,236 | 43,993 | 6,960 | 50,953 | | | 20.7 |

| 年次 | 年度 | t | 便 益 (単位:百万円) | | | | | 費 用 (単位:百万円) | | | | | | 費用便益比 | 純現在価値 | | |
|-------------------------------------|-----|----|--------------|-----------|-----------|--------|--------|--------------|--------------|--------|--------|--------|--------|--------|-----------|------|-----------|
| | | | 洪水調節便益① | | 不特定便益② | | 残存価値 | 建設費④ | | 維持管理費⑤ | | ④+⑤ | | | | | |
| | | | 便益 | 現在価値 | 便益 | 現在価値 | | ③ | ①+②+③ | 費用 | 現在価値 | 費用 | 現在価値 | | | 費用 | 現在価値 |
| 期間 (4年) | H23 | 0 | | | | | | | 0 | 0 | | | 0 | 0 | | | |
| | H24 | 1 | | | | | | 12,120 | 11,653 | | | 12,120 | 11,653 | | | | |
| | H25 | 2 | | | | | | 12,120 | 11,205 | | | 12,120 | 11,205 | | | | |
| | H26 | 3 | | | | | | 12,120 | 10,774 | | | 12,120 | 10,774 | | | | |
| | H27 | 4 | | | | | | 12,120 | 10,360 | | | 12,120 | 10,360 | | | | |
| 施設 完成 後の 評価 期間 (50年) | H28 | 5 | 62,549 | 51,410 | 883 | 726 | | | | 379 | 312 | 379 | 312 | | | | |
| | H29 | 6 | 62,549 | 49,433 | 883 | 698 | | | 379 | 300 | 379 | 300 | | | | | |
| | H30 | 7 | 62,549 | 47,532 | 883 | 671 | | | 379 | 288 | 379 | 288 | | | | | |
| | H31 | 8 | 62,549 | 45,704 | 883 | 646 | | | 379 | 277 | 379 | 277 | | | | | |
| | H32 | 9 | 62,549 | 43,946 | 883 | 621 | | | 379 | 266 | 379 | 266 | | | | | |
| | H33 | 10 | 62,549 | 42,256 | 883 | 597 | | | 379 | 256 | 379 | 256 | | | | | |
| | H34 | 11 | 62,549 | 40,630 | 883 | 574 | | | 379 | 246 | 379 | 246 | | | | | |
| | H35 | 12 | 62,549 | 39,068 | 883 | 552 | | | 379 | 237 | 379 | 237 | | | | | |
| | H36 | 13 | 62,549 | 37,565 | 883 | 531 | | | 379 | 228 | 379 | 228 | | | | | |
| | H37 | 14 | 62,549 | 36,120 | 883 | 510 | | | 379 | 219 | 379 | 219 | | | | | |
| | H38 | 15 | 62,549 | 34,731 | 883 | 491 | | | 379 | 210 | 379 | 210 | | | | | |
| | H39 | 16 | 62,549 | 33,395 | 883 | 472 | | | 379 | 202 | 379 | 202 | | | | | |
| | H40 | 17 | 62,549 | 32,111 | 883 | 454 | | | 379 | 195 | 379 | 195 | | | | | |
| | H41 | 18 | 62,549 | 30,876 | 883 | 436 | | | 379 | 187 | 379 | 187 | | | | | |
| | H42 | 19 | 62,549 | 29,688 | 883 | 419 | | | 379 | 180 | 379 | 180 | | | | | |
| | H43 | 20 | 62,549 | 28,546 | 883 | 403 | | | 379 | 173 | 379 | 173 | | | | | |
| | H44 | 21 | 62,549 | 27,448 | 883 | 388 | | | 379 | 166 | 379 | 166 | | | | | |
| | H45 | 22 | 62,549 | 26,393 | 883 | 373 | | | 379 | 160 | 379 | 160 | | | | | |
| | H46 | 23 | 62,549 | 25,378 | 883 | 358 | | | 379 | 154 | 379 | 154 | | | | | |
| | H47 | 24 | 62,549 | 24,402 | 883 | 345 | | | 379 | 148 | 379 | 148 | | | | | |
| | H48 | 25 | 62,549 | 23,463 | 883 | 331 | | | 379 | 142 | 379 | 142 | | | | | |
| | H49 | 26 | 62,549 | 22,561 | 883 | 319 | | | 379 | 137 | 379 | 137 | | | | | |
| | H50 | 27 | 62,549 | 21,693 | 883 | 306 | | | 379 | 131 | 379 | 131 | | | | | |
| | H51 | 28 | 62,549 | 20,859 | 883 | 295 | | | 379 | 126 | 379 | 126 | | | | | |
| | H52 | 29 | 62,549 | 20,056 | 883 | 283 | | | 379 | 122 | 379 | 122 | | | | | |
| | H53 | 30 | 62,549 | 19,285 | 883 | 272 | | | 379 | 117 | 379 | 117 | | | | | |
| | H54 | 31 | 62,549 | 18,543 | 883 | 262 | | | 379 | 112 | 379 | 112 | | | | | |
| | H55 | 32 | 62,549 | 17,830 | 883 | 252 | | | 379 | 108 | 379 | 108 | | | | | |
| | H56 | 33 | 62,549 | 17,144 | 883 | 242 | | | 379 | 104 | 379 | 104 | | | | | |
| | H57 | 34 | 62,549 | 16,485 | 883 | 233 | | | 379 | 100 | 379 | 100 | | | | | |
| | H58 | 35 | 62,549 | 15,851 | 883 | 224 | | | 379 | 96 | 379 | 96 | | | | | |
| | H59 | 36 | 62,549 | 15,241 | 883 | 215 | | | 379 | 92 | 379 | 92 | | | | | |
| | H60 | 37 | 62,549 | 14,655 | 883 | 207 | | | 379 | 89 | 379 | 89 | | | | | |
| | H61 | 38 | 62,549 | 14,091 | 883 | 199 | | | 379 | 85 | 379 | 85 | | | | | |
| | H62 | 39 | 62,549 | 13,549 | 883 | 191 | | | 379 | 82 | 379 | 82 | | | | | |
| | H63 | 40 | 62,549 | 13,028 | 883 | 184 | | | 379 | 79 | 379 | 79 | | | | | |
| | H64 | 41 | 62,549 | 12,527 | 883 | 177 | | | 379 | 76 | 379 | 76 | | | | | |
| | H65 | 42 | 62,549 | 12,045 | 883 | 170 | | | 379 | 73 | 379 | 73 | | | | | |
| | H66 | 43 | 62,549 | 11,582 | 883 | 164 | | | 379 | 70 | 379 | 70 | | | | | |
| | H67 | 44 | 62,549 | 11,137 | 883 | 157 | | | 379 | 67 | 379 | 67 | | | | | |
| | H68 | 45 | 62,549 | 10,708 | 883 | 151 | | | 379 | 65 | 379 | 65 | | | | | |
| | H69 | 46 | 62,549 | 10,296 | 883 | 145 | | | 379 | 62 | 379 | 62 | | | | | |
| | H70 | 47 | 62,549 | 9,900 | 883 | 140 | | | 379 | 60 | 379 | 60 | | | | | |
| | H71 | 48 | 62,549 | 9,520 | 883 | 134 | | | 379 | 58 | 379 | 58 | | | | | |
| | H72 | 49 | 62,549 | 9,153 | 883 | 129 | | | 379 | 55 | 379 | 55 | | | | | |
| | H73 | 50 | 62,549 | 8,801 | 883 | 124 | | | 379 | 53 | 379 | 53 | | | | | |
| | H74 | 51 | 62,549 | 8,463 | 883 | 120 | | | 379 | 51 | 379 | 51 | | | | | |
| | H75 | 52 | 62,549 | 8,137 | 883 | 115 | | | 379 | 49 | 379 | 49 | | | | | |
| | H76 | 53 | 62,549 | 7,824 | 883 | 111 | | | 379 | 47 | 379 | 47 | | | | | |
| | H77 | 54 | 62,549 | 7,523 | 883 | 106 | | | 379 | 46 | 379 | 46 | | | | | |
| | 合計 | | | 3,127,435 | 1,148,586 | 44,172 | 16,223 | 3,170 | 1,167,978 =B | 48,478 | 43,993 | 18,950 | 6,960 | 67,428 | 50,953 =C | 22.9 | 1,117,026 |

| 年次 | 年度 | t | 便 益 (単位:百万円) | | | | | 費 用 (単位:百万円) | | | | | 費用便益比 B/C | 純現在価値 B-C | | | |
|---|-----|----|--------------|-----------|-----------|--------|-----------|--------------|-------------|--------|--------|--------|--------------|--------------|----------|------|-----------|
| | | | 洪水調節便益① | | 不特定便益② | | 残存価値 ③ | 建設費④ | | 維持管理費⑤ | | ④+⑤ | | | | | |
| | | | 便益 | 現在価値 | 便益 | 現在価値 | | 費用 | 現在価値 | 費用 | 現在価値 | 費用 | | | 現在価値 | | |
| 期 施 設 整 備 (4年) | H23 | 0 | | | | | | 0 | 0 | | | 0 | 0 | | | | |
| | H24 | 1 | | | | | | 13,332 | 12,819 | | | 13,332 | 12,819 | | | | |
| | H25 | 2 | | | | | | 13,332 | 12,326 | | | 13,332 | 12,326 | | | | |
| | H26 | 3 | | | | | | 13,332 | 11,852 | | | 13,332 | 11,852 | | | | |
| 施 設 完 成 後 の 評 価 期 間 (50年) | H27 | 4 | | | | | | 13,332 | 11,396 | | | 13,332 | 11,396 | | | | |
| | H28 | 5 | 62,549 | 51,410 | 883 | 726 | | | | 379 | 312 | 379 | 312 | | | | |
| | H29 | 6 | 62,549 | 49,433 | 883 | 698 | | | | 379 | 300 | 379 | 300 | | | | |
| | H30 | 7 | 62,549 | 47,532 | 883 | 671 | | | | 379 | 288 | 379 | 288 | | | | |
| | H31 | 8 | 62,549 | 45,704 | 883 | 646 | | | | 379 | 277 | 379 | 277 | | | | |
| | H32 | 9 | 62,549 | 43,946 | 883 | 621 | | | | 379 | 266 | 379 | 266 | | | | |
| | H33 | 10 | 62,549 | 42,256 | 883 | 597 | | | | 379 | 256 | 379 | 256 | | | | |
| | H34 | 11 | 62,549 | 40,630 | 883 | 574 | | | | 379 | 246 | 379 | 246 | | | | |
| | H35 | 12 | 62,549 | 39,068 | 883 | 552 | | | | 379 | 237 | 379 | 237 | | | | |
| | H36 | 13 | 62,549 | 37,565 | 883 | 531 | | | | 379 | 228 | 379 | 228 | | | | |
| | H37 | 14 | 62,549 | 36,120 | 883 | 510 | | | | 379 | 219 | 379 | 219 | | | | |
| | H38 | 15 | 62,549 | 34,731 | 883 | 491 | | | | 379 | 210 | 379 | 210 | | | | |
| | H39 | 16 | 62,549 | 33,395 | 883 | 472 | | | | 379 | 202 | 379 | 202 | | | | |
| | H40 | 17 | 62,549 | 32,111 | 883 | 454 | | | | 379 | 195 | 379 | 195 | | | | |
| | H41 | 18 | 62,549 | 30,876 | 883 | 436 | | | | 379 | 187 | 379 | 187 | | | | |
| | H42 | 19 | 62,549 | 29,688 | 883 | 419 | | | | 379 | 180 | 379 | 180 | | | | |
| | H43 | 20 | 62,549 | 28,546 | 883 | 403 | | | | 379 | 173 | 379 | 173 | | | | |
| | H44 | 21 | 62,549 | 27,448 | 883 | 388 | | | | 379 | 166 | 379 | 166 | | | | |
| | H45 | 22 | 62,549 | 26,393 | 883 | 373 | | | | 379 | 160 | 379 | 160 | | | | |
| | H46 | 23 | 62,549 | 25,378 | 883 | 358 | | | | 379 | 154 | 379 | 154 | | | | |
| | H47 | 24 | 62,549 | 24,402 | 883 | 345 | | | | 379 | 148 | 379 | 148 | | | | |
| | H48 | 25 | 62,549 | 23,463 | 883 | 331 | | | | 379 | 142 | 379 | 142 | | | | |
| | H49 | 26 | 62,549 | 22,561 | 883 | 319 | | | | 379 | 137 | 379 | 137 | | | | |
| | H50 | 27 | 62,549 | 21,693 | 883 | 306 | | | | 379 | 131 | 379 | 131 | | | | |
| | H51 | 28 | 62,549 | 20,859 | 883 | 295 | | | | 379 | 126 | 379 | 126 | | | | |
| | H52 | 29 | 62,549 | 20,056 | 883 | 283 | | | | 379 | 122 | 379 | 122 | | | | |
| | H53 | 30 | 62,549 | 19,285 | 883 | 272 | | | | 379 | 117 | 379 | 117 | | | | |
| | H54 | 31 | 62,549 | 18,543 | 883 | 262 | | | | 379 | 112 | 379 | 112 | | | | |
| | H55 | 32 | 62,549 | 17,830 | 883 | 252 | | | | 379 | 108 | 379 | 108 | | | | |
| | H56 | 33 | 62,549 | 17,144 | 883 | 242 | | | | 379 | 104 | 379 | 104 | | | | |
| | H57 | 34 | 62,549 | 16,485 | 883 | 233 | | | | 379 | 100 | 379 | 100 | | | | |
| | H58 | 35 | 62,549 | 15,851 | 883 | 224 | | | | 379 | 96 | 379 | 96 | | | | |
| | H59 | 36 | 62,549 | 15,241 | 883 | 215 | | | | 379 | 92 | 379 | 92 | | | | |
| | H60 | 37 | 62,549 | 14,655 | 883 | 207 | | | | 379 | 89 | 379 | 89 | | | | |
| | H61 | 38 | 62,549 | 14,091 | 883 | 199 | | | | 379 | 85 | 379 | 85 | | | | |
| | H62 | 39 | 62,549 | 13,549 | 883 | 191 | | | | 379 | 82 | 379 | 82 | | | | |
| | H63 | 40 | 62,549 | 13,028 | 883 | 184 | | | | 379 | 79 | 379 | 79 | | | | |
| | H64 | 41 | 62,549 | 12,527 | 883 | 177 | | | | 379 | 76 | 379 | 76 | | | | |
| | H65 | 42 | 62,549 | 12,045 | 883 | 170 | | | | 379 | 73 | 379 | 73 | | | | |
| | H66 | 43 | 62,549 | 11,582 | 883 | 164 | | | | 379 | 70 | 379 | 70 | | | | |
| | H67 | 44 | 62,549 | 11,137 | 883 | 157 | | | | 379 | 67 | 379 | 67 | | | | |
| | H68 | 45 | 62,549 | 10,708 | 883 | 151 | | | | 379 | 65 | 379 | 65 | | | | |
| | H69 | 46 | 62,549 | 10,296 | 883 | 145 | | | | 379 | 62 | 379 | 62 | | | | |
| | H70 | 47 | 62,549 | 9,900 | 883 | 140 | | | | 379 | 60 | 379 | 60 | | | | |
| | H71 | 48 | 62,549 | 9,520 | 883 | 134 | | | | 379 | 58 | 379 | 58 | | | | |
| | H72 | 49 | 62,549 | 9,153 | 883 | 129 | | | | 379 | 55 | 379 | 55 | | | | |
| | H73 | 50 | 62,549 | 8,801 | 883 | 124 | | | | 379 | 53 | 379 | 53 | | | | |
| | H74 | 51 | 62,549 | 8,463 | 883 | 120 | | | | 379 | 51 | 379 | 51 | | | | |
| | H75 | 52 | 62,549 | 8,137 | 883 | 115 | | | | 379 | 49 | 379 | 49 | | | | |
| | H76 | 53 | 62,549 | 7,824 | 883 | 111 | | | | 379 | 47 | 379 | 47 | | | | |
| | H77 | 54 | 62,549 | 7,523 | 883 | 106 | | | | 379 | 46 | 379 | 46 | | | | |
| | 合計 | | | 3,127,435 | 1,148,586 | 44,172 | 16,223 | 3,170 | 1,167,978=B | 53,326 | 48,392 | 18,950 | 6,960 | 72,276 | 55,352=C | 21.1 | 1,112,627 |

| 年次 | 年度 | t | 便 益 (単位:百万円) | | | | 残存価値 ③ | 計 ①+②+③ | 費 用 (単位:百万円) | | | | | | 費用便益比 B/C | 純現在価値 B-C |
|---------------------------------|-----|--------|--------------|-----------|--------|--------|-----------|--------------|--------------|--------|--------|--------|--------|-----------|--------------|--------------|
| | | | 洪水調節便益① | | 不特定便益② | | | | 建設費④ | | 維持管理費⑤ | | ④+⑤ | | | |
| | | | 便益 | 現在価値 | 便益 | 現在価値 | | | 費用 | 現在価値 | 費用 | 現在価値 | 費用 | 現在価値 | | |
| 期間 (4年) | H23 | 0 | | | | | | 0 | 0 | | | 0 | 0 | | | |
| | H24 | 1 | | | | | | 10,908 | 10,488 | | | 10,908 | 10,488 | | | |
| | H25 | 2 | | | | | | 10,908 | 10,085 | | | 10,908 | 10,085 | | | |
| | H26 | 3 | | | | | | 10,908 | 9,697 | | | 10,908 | 9,697 | | | |
| 施設 完成後 の評価 期間 (50年) | H27 | 4 | | | | | | 10,908 | 9,324 | | | 10,908 | 9,324 | | | |
| | H28 | 5 | 62,549 | 51,410 | 883 | 726 | | | | 379 | 312 | 379 | 312 | | | |
| | H29 | 6 | 62,549 | 49,433 | 883 | 698 | | | | 379 | 300 | 379 | 300 | | | |
| | H30 | 7 | 62,549 | 47,532 | 883 | 671 | | | | 379 | 288 | 379 | 288 | | | |
| | H31 | 8 | 62,549 | 45,704 | 883 | 646 | | | | 379 | 277 | 379 | 277 | | | |
| | H32 | 9 | 62,549 | 43,946 | 883 | 621 | | | | 379 | 266 | 379 | 266 | | | |
| | H33 | 10 | 62,549 | 42,256 | 883 | 597 | | | | 379 | 256 | 379 | 256 | | | |
| | H34 | 11 | 62,549 | 40,630 | 883 | 574 | | | | 379 | 246 | 379 | 246 | | | |
| | H35 | 12 | 62,549 | 39,068 | 883 | 552 | | | | 379 | 237 | 379 | 237 | | | |
| | H36 | 13 | 62,549 | 37,565 | 883 | 531 | | | | 379 | 228 | 379 | 228 | | | |
| | H37 | 14 | 62,549 | 36,120 | 883 | 510 | | | | 379 | 219 | 379 | 219 | | | |
| | H38 | 15 | 62,549 | 34,731 | 883 | 491 | | | | 379 | 210 | 379 | 210 | | | |
| | H39 | 16 | 62,549 | 33,395 | 883 | 472 | | | | 379 | 202 | 379 | 202 | | | |
| | H40 | 17 | 62,549 | 32,111 | 883 | 454 | | | | 379 | 195 | 379 | 195 | | | |
| | H41 | 18 | 62,549 | 30,876 | 883 | 436 | | | | 379 | 187 | 379 | 187 | | | |
| | H42 | 19 | 62,549 | 29,688 | 883 | 419 | | | | 379 | 180 | 379 | 180 | | | |
| | H43 | 20 | 62,549 | 28,546 | 883 | 403 | | | | 379 | 173 | 379 | 173 | | | |
| | H44 | 21 | 62,549 | 27,448 | 883 | 388 | | | | 379 | 166 | 379 | 166 | | | |
| | H45 | 22 | 62,549 | 26,393 | 883 | 373 | | | | 379 | 160 | 379 | 160 | | | |
| | H46 | 23 | 62,549 | 25,378 | 883 | 358 | | | | 379 | 154 | 379 | 154 | | | |
| | H47 | 24 | 62,549 | 24,402 | 883 | 345 | | | | 379 | 148 | 379 | 148 | | | |
| | H48 | 25 | 62,549 | 23,463 | 883 | 331 | | | | 379 | 142 | 379 | 142 | | | |
| | H49 | 26 | 62,549 | 22,561 | 883 | 319 | | | | 379 | 137 | 379 | 137 | | | |
| | H50 | 27 | 62,549 | 21,693 | 883 | 306 | | | | 379 | 131 | 379 | 131 | | | |
| | H51 | 28 | 62,549 | 20,859 | 883 | 295 | | | | 379 | 126 | 379 | 126 | | | |
| | H52 | 29 | 62,549 | 20,056 | 883 | 283 | | | | 379 | 122 | 379 | 122 | | | |
| | H53 | 30 | 62,549 | 19,285 | 883 | 272 | | | | 379 | 117 | 379 | 117 | | | |
| | H54 | 31 | 62,549 | 18,543 | 883 | 262 | | | | 379 | 112 | 379 | 112 | | | |
| | H55 | 32 | 62,549 | 17,830 | 883 | 252 | | | | 379 | 108 | 379 | 108 | | | |
| | H56 | 33 | 62,549 | 17,144 | 883 | 242 | | | | 379 | 104 | 379 | 104 | | | |
| | H57 | 34 | 62,549 | 16,485 | 883 | 233 | | | | 379 | 100 | 379 | 100 | | | |
| | H58 | 35 | 62,549 | 15,851 | 883 | 224 | | | | 379 | 96 | 379 | 96 | | | |
| | H59 | 36 | 62,549 | 15,241 | 883 | 215 | | | | 379 | 92 | 379 | 92 | | | |
| | H60 | 37 | 62,549 | 14,655 | 883 | 207 | | | | 379 | 89 | 379 | 89 | | | |
| | H61 | 38 | 62,549 | 14,091 | 883 | 199 | | | | 379 | 85 | 379 | 85 | | | |
| H62 | 39 | 62,549 | 13,549 | 883 | 191 | | | | 379 | 82 | 379 | 82 | | | | |
| H63 | 40 | 62,549 | 13,028 | 883 | 184 | | | | 379 | 79 | 379 | 79 | | | | |
| H64 | 41 | 62,549 | 12,527 | 883 | 177 | | | | 379 | 76 | 379 | 76 | | | | |
| H65 | 42 | 62,549 | 12,045 | 883 | 170 | | | | 379 | 73 | 379 | 73 | | | | |
| H66 | 43 | 62,549 | 11,582 | 883 | 164 | | | | 379 | 70 | 379 | 70 | | | | |
| H67 | 44 | 62,549 | 11,137 | 883 | 157 | | | | 379 | 67 | 379 | 67 | | | | |
| H68 | 45 | 62,549 | 10,708 | 883 | 151 | | | | 379 | 65 | 379 | 65 | | | | |
| H69 | 46 | 62,549 | 10,296 | 883 | 145 | | | | 379 | 62 | 379 | 62 | | | | |
| H70 | 47 | 62,549 | 9,900 | 883 | 140 | | | | 379 | 60 | 379 | 60 | | | | |
| H71 | 48 | 62,549 | 9,520 | 883 | 134 | | | | 379 | 58 | 379 | 58 | | | | |
| H72 | 49 | 62,549 | 9,153 | 883 | 129 | | | | 379 | 55 | 379 | 55 | | | | |
| H73 | 50 | 62,549 | 8,801 | 883 | 124 | | | | 379 | 53 | 379 | 53 | | | | |
| H74 | 51 | 62,549 | 8,463 | 883 | 120 | | | | 379 | 51 | 379 | 51 | | | | |
| H75 | 52 | 62,549 | 8,137 | 883 | 115 | | | | 379 | 49 | 379 | 49 | | | | |
| H76 | 53 | 62,549 | 7,824 | 883 | 111 | | | | 379 | 47 | 379 | 47 | | | | |
| H77 | 54 | 62,549 | 7,523 | 883 | 106 | | | | 379 | 46 | 379 | 46 | | | | |
| 合計 | | | 3,127,435 | 1,148,586 | 44,172 | 16,223 | 3,170 | 1,167,978 =B | 43,631 | 39,594 | 18,950 | 6,960 | 62,581 | 46,553 =C | 25.1 | 1,121,425 |

| 年次 | 年度 | t | 便 益 (単位:百万円) | | | | | | 費 用 (単位:百万円) | | | | | | 費用便益比 B/C | 純現在価値 B-C |
|---|-----|--------|--------------|-----------|--------|--------|-----------|--------------|--------------|--------|--------|--------|--------|-----------|--------------|--------------|
| | | | 洪水調節便益① | | 不特定便益② | | 残存価値 ③ | 計 ①+②+③ | 建設費④ | | 維持管理費⑤ | | ④+⑤ | | | |
| | | | 便益 | 現在価値 | 便益 | 現在価値 | | | 費用 | 現在価値 | 費用 | 現在価値 | 費用 | 現在価値 | | |
| 期 間 設 備 (4 年) | H23 | 0 | | | | | | 0 | 0 | | | 0 | 0 | | | |
| | H24 | 1 | | | | | | 12,120 | 11,653 | | | 12,120 | 11,653 | | | |
| | H25 | 2 | | | | | | 12,120 | 11,205 | | | 12,120 | 11,205 | | | |
| | H26 | 3 | | | | | | 12,120 | 10,774 | | | 12,120 | 10,774 | | | |
| 施 設 完 成 後 の 評 価 期 間 (50 年) | H27 | 4 | | | | | | 12,120 | 10,360 | | | 12,120 | 10,360 | | | |
| | H28 | 5 | 62,549 | 51,410 | 883 | 726 | | | | 379 | 312 | 379 | 312 | | | |
| | H29 | 6 | 62,549 | 49,433 | 883 | 698 | | | | 379 | 300 | 379 | 300 | | | |
| | H30 | 7 | 62,549 | 47,532 | 883 | 671 | | | | 379 | 288 | 379 | 288 | | | |
| | H31 | 8 | 62,549 | 45,704 | 883 | 646 | | | | 379 | 277 | 379 | 277 | | | |
| | H32 | 9 | 62,549 | 43,946 | 883 | 621 | | | | 379 | 266 | 379 | 266 | | | |
| | H33 | 10 | 62,549 | 42,256 | 883 | 597 | | | | 379 | 256 | 379 | 256 | | | |
| | H34 | 11 | 62,549 | 40,630 | 883 | 574 | | | | 379 | 246 | 379 | 246 | | | |
| | H35 | 12 | 62,549 | 39,068 | 883 | 552 | | | | 379 | 237 | 379 | 237 | | | |
| | H36 | 13 | 62,549 | 37,565 | 883 | 531 | | | | 379 | 228 | 379 | 228 | | | |
| | H37 | 14 | 62,549 | 36,120 | 883 | 510 | | | | 379 | 219 | 379 | 219 | | | |
| | H38 | 15 | 62,549 | 34,731 | 883 | 491 | | | | 379 | 210 | 379 | 210 | | | |
| | H39 | 16 | 62,549 | 33,395 | 883 | 472 | | | | 379 | 202 | 379 | 202 | | | |
| | H40 | 17 | 62,549 | 32,111 | 883 | 454 | | | | 379 | 195 | 379 | 195 | | | |
| | H41 | 18 | 62,549 | 30,876 | 883 | 436 | | | | 379 | 187 | 379 | 187 | | | |
| | H42 | 19 | 62,549 | 29,688 | 883 | 419 | | | | 379 | 180 | 379 | 180 | | | |
| | H43 | 20 | 62,549 | 28,546 | 883 | 403 | | | | 379 | 173 | 379 | 173 | | | |
| | H44 | 21 | 62,549 | 27,448 | 883 | 388 | | | | 379 | 166 | 379 | 166 | | | |
| | H45 | 22 | 62,549 | 26,393 | 883 | 373 | | | | 379 | 160 | 379 | 160 | | | |
| | H46 | 23 | 62,549 | 25,378 | 883 | 358 | | | | 379 | 154 | 379 | 154 | | | |
| | H47 | 24 | 62,549 | 24,402 | 883 | 345 | | | | 379 | 148 | 379 | 148 | | | |
| | H48 | 25 | 62,549 | 23,463 | 883 | 331 | | | | 379 | 142 | 379 | 142 | | | |
| | H49 | 26 | 62,549 | 22,561 | 883 | 319 | | | | 379 | 137 | 379 | 137 | | | |
| | H50 | 27 | 62,549 | 21,693 | 883 | 306 | | | | 379 | 131 | 379 | 131 | | | |
| | H51 | 28 | 62,549 | 20,859 | 883 | 295 | | | | 379 | 126 | 379 | 126 | | | |
| | H52 | 29 | 62,549 | 20,056 | 883 | 283 | | | | 379 | 122 | 379 | 122 | | | |
| | H53 | 30 | 62,549 | 19,285 | 883 | 272 | | | | 379 | 117 | 379 | 117 | | | |
| | H54 | 31 | 62,549 | 18,543 | 883 | 262 | | | | 379 | 112 | 379 | 112 | | | |
| | H55 | 32 | 62,549 | 17,830 | 883 | 252 | | | | 379 | 108 | 379 | 108 | | | |
| | H56 | 33 | 62,549 | 17,144 | 883 | 242 | | | | 379 | 104 | 379 | 104 | | | |
| | H57 | 34 | 62,549 | 16,485 | 883 | 233 | | | | 379 | 100 | 379 | 100 | | | |
| | H58 | 35 | 62,549 | 15,851 | 883 | 224 | | | | 379 | 96 | 379 | 96 | | | |
| | H59 | 36 | 62,549 | 15,241 | 883 | 215 | | | | 379 | 92 | 379 | 92 | | | |
| | H60 | 37 | 62,549 | 14,655 | 883 | 207 | | | | 379 | 89 | 379 | 89 | | | |
| | H61 | 38 | 62,549 | 14,091 | 883 | 199 | | | | 379 | 85 | 379 | 85 | | | |
| | H62 | 39 | 62,549 | 13,549 | 883 | 191 | | | | 379 | 82 | 379 | 82 | | | |
| | H63 | 40 | 62,549 | 13,028 | 883 | 184 | | | | 379 | 79 | 379 | 79 | | | |
| | H64 | 41 | 62,549 | 12,527 | 883 | 177 | | | | 379 | 76 | 379 | 76 | | | |
| | H65 | 42 | 62,549 | 12,045 | 883 | 170 | | | | 379 | 73 | 379 | 73 | | | |
| | H66 | 43 | 62,549 | 11,582 | 883 | 164 | | | | 379 | 70 | 379 | 70 | | | |
| | H67 | 44 | 62,549 | 11,137 | 883 | 157 | | | | 379 | 67 | 379 | 67 | | | |
| | H68 | 45 | 62,549 | 10,708 | 883 | 151 | | | | 379 | 65 | 379 | 65 | | | |
| | H69 | 46 | 62,549 | 10,296 | 883 | 145 | | | | 379 | 62 | 379 | 62 | | | |
| | H70 | 47 | 62,549 | 9,900 | 883 | 140 | | | | 379 | 60 | 379 | 60 | | | |
| | H71 | 48 | 62,549 | 9,520 | 883 | 134 | | | | 379 | 58 | 379 | 58 | | | |
| | H72 | 49 | 62,549 | 9,153 | 883 | 129 | | | | 379 | 55 | 379 | 55 | | | |
| | H73 | 50 | 62,549 | 8,801 | 883 | 124 | | | | 379 | 53 | 379 | 53 | | | |
| | H74 | 51 | 62,549 | 8,463 | 883 | 120 | | | | 379 | 51 | 379 | 51 | | | |
| | H75 | 52 | 62,549 | 8,137 | 883 | 115 | | | | 379 | 49 | 379 | 49 | | | |
| | H76 | 53 | 62,549 | 7,824 | 883 | 111 | | | | 379 | 47 | 379 | 47 | | | |
| H77 | 54 | 62,549 | 7,523 | 883 | 106 | | | | 379 | 46 | 379 | 46 | | | | |
| 合計 | | | 3,127,435 | 1,148,586 | 44,172 | 16,223 | 3,170 | 1,167,978 =B | 48,478 | 43,993 | 18,950 | 6,960 | 67,428 | 50,953 =C | 22.9 | 1,117,026 |

| 様式-5 | | 費用対便益(残事業:工期-10%) | | | | | 水系名:利根川 | | 河川名:吾妻川(ハツ場ダム) | | | | | 費用便益比 B/C | 純現在価値 B-C | |
|---|-----|-------------------|--------------|-----------|--------|--------|------------|--------------|----------------|--------|--------|--------|--------|--------------|--------------|-----------|
| 年次 | 年度 | t | 便 益 (単位:百万円) | | | | 計 ①+②+③ | 費 用 (単位:百万円) | | | | | | | | |
| | | | 洪水調節便益① | | 不特定便益② | | | 残存価値 ③ | 建設費④ | | 維持管理費⑤ | | ④+⑤ | | | |
| | | | 便益 | 現在価値 | 便益 | 現在価値 | | 費用 | 現在価値 | 費用 | 現在価値 | 費用 | 現在価値 | | | |
| 期 施 間 (4 年) | H23 | 0 | | | | | | 0 | 0 | | | 0 | 0 | | | |
| | H24 | 1 | | | | | | 12,120 | 11,653 | | | 12,120 | 11,653 | | | |
| | H25 | 2 | | | | | | 12,120 | 11,205 | | | 12,120 | 11,205 | | | |
| | H26 | 3 | | | | | | 12,120 | 10,774 | | | 12,120 | 10,774 | | | |
| | H27 | 4 | | | | | | 12,120 | 10,360 | | | 12,120 | 10,360 | | | |
| 施 設 完 成 後 の 評 価 期 間 (50 年) | H28 | 5 | 62,549 | 51,410 | 883 | 726 | | | | 379 | 312 | 379 | 312 | | | |
| | H29 | 6 | 62,549 | 49,433 | 883 | 698 | | | | 379 | 300 | 379 | 300 | | | |
| | H30 | 7 | 62,549 | 47,532 | 883 | 671 | | | | 379 | 288 | 379 | 288 | | | |
| | H31 | 8 | 62,549 | 45,704 | 883 | 646 | | | | 379 | 277 | 379 | 277 | | | |
| | H32 | 9 | 62,549 | 43,946 | 883 | 621 | | | | 379 | 266 | 379 | 266 | | | |
| | H33 | 10 | 62,549 | 42,256 | 883 | 597 | | | | 379 | 256 | 379 | 256 | | | |
| | H34 | 11 | 62,549 | 40,630 | 883 | 574 | | | | 379 | 246 | 379 | 246 | | | |
| | H35 | 12 | 62,549 | 39,068 | 883 | 552 | | | | 379 | 237 | 379 | 237 | | | |
| | H36 | 13 | 62,549 | 37,565 | 883 | 531 | | | | 379 | 228 | 379 | 228 | | | |
| | H37 | 14 | 62,549 | 36,120 | 883 | 510 | | | | 379 | 219 | 379 | 219 | | | |
| | H38 | 15 | 62,549 | 34,731 | 883 | 491 | | | | 379 | 210 | 379 | 210 | | | |
| | H39 | 16 | 62,549 | 33,395 | 883 | 472 | | | | 379 | 202 | 379 | 202 | | | |
| | H40 | 17 | 62,549 | 32,111 | 883 | 454 | | | | 379 | 195 | 379 | 195 | | | |
| | H41 | 18 | 62,549 | 30,876 | 883 | 436 | | | | 379 | 187 | 379 | 187 | | | |
| | H42 | 19 | 62,549 | 29,688 | 883 | 419 | | | | 379 | 180 | 379 | 180 | | | |
| | H43 | 20 | 62,549 | 28,546 | 883 | 403 | | | | 379 | 173 | 379 | 173 | | | |
| | H44 | 21 | 62,549 | 27,448 | 883 | 388 | | | | 379 | 166 | 379 | 166 | | | |
| | H45 | 22 | 62,549 | 26,393 | 883 | 373 | | | | 379 | 160 | 379 | 160 | | | |
| | H46 | 23 | 62,549 | 25,378 | 883 | 358 | | | | 379 | 154 | 379 | 154 | | | |
| | H47 | 24 | 62,549 | 24,402 | 883 | 345 | | | | 379 | 148 | 379 | 148 | | | |
| | H48 | 25 | 62,549 | 23,463 | 883 | 331 | | | | 379 | 142 | 379 | 142 | | | |
| | H49 | 26 | 62,549 | 22,561 | 883 | 319 | | | | 379 | 137 | 379 | 137 | | | |
| | H50 | 27 | 62,549 | 21,693 | 883 | 306 | | | | 379 | 131 | 379 | 131 | | | |
| | H51 | 28 | 62,549 | 20,859 | 883 | 295 | | | | 379 | 126 | 379 | 126 | | | |
| | H52 | 29 | 62,549 | 20,056 | 883 | 283 | | | | 379 | 122 | 379 | 122 | | | |
| | H53 | 30 | 62,549 | 19,285 | 883 | 272 | | | | 379 | 117 | 379 | 117 | | | |
| | H54 | 31 | 62,549 | 18,543 | 883 | 262 | | | | 379 | 112 | 379 | 112 | | | |
| | H55 | 32 | 62,549 | 17,830 | 883 | 252 | | | | 379 | 108 | 379 | 108 | | | |
| | H56 | 33 | 62,549 | 17,144 | 883 | 242 | | | | 379 | 104 | 379 | 104 | | | |
| | H57 | 34 | 62,549 | 16,485 | 883 | 233 | | | | 379 | 100 | 379 | 100 | | | |
| | H58 | 35 | 62,549 | 15,851 | 883 | 224 | | | | 379 | 96 | 379 | 96 | | | |
| | H59 | 36 | 62,549 | 15,241 | 883 | 215 | | | | 379 | 92 | 379 | 92 | | | |
| | H60 | 37 | 62,549 | 14,655 | 883 | 207 | | | | 379 | 89 | 379 | 89 | | | |
| H61 | 38 | 62,549 | 14,091 | 883 | 199 | | | | 379 | 85 | 379 | 85 | | | | |
| H62 | 39 | 62,549 | 13,549 | 883 | 191 | | | | 379 | 82 | 379 | 82 | | | | |
| H63 | 40 | 62,549 | 13,028 | 883 | 184 | | | | 379 | 79 | 379 | 79 | | | | |
| H64 | 41 | 62,549 | 12,527 | 883 | 177 | | | | 379 | 76 | 379 | 76 | | | | |
| H65 | 42 | 62,549 | 12,045 | 883 | 170 | | | | 379 | 73 | 379 | 73 | | | | |
| H66 | 43 | 62,549 | 11,582 | 883 | 164 | | | | 379 | 70 | 379 | 70 | | | | |
| H67 | 44 | 62,549 | 11,137 | 883 | 157 | | | | 379 | 67 | 379 | 67 | | | | |
| H68 | 45 | 62,549 | 10,708 | 883 | 151 | | | | 379 | 65 | 379 | 65 | | | | |
| H69 | 46 | 62,549 | 10,296 | 883 | 145 | | | | 379 | 62 | 379 | 62 | | | | |
| H70 | 47 | 62,549 | 9,900 | 883 | 140 | | | | 379 | 60 | 379 | 60 | | | | |
| H71 | 48 | 62,549 | 9,520 | 883 | 134 | | | | 379 | 58 | 379 | 58 | | | | |
| H72 | 49 | 62,549 | 9,153 | 883 | 129 | | | | 379 | 55 | 379 | 55 | | | | |
| H73 | 50 | 62,549 | 8,801 | 883 | 124 | | | | 379 | 53 | 379 | 53 | | | | |
| H74 | 51 | 62,549 | 8,463 | 883 | 120 | | | | 379 | 51 | 379 | 51 | | | | |
| H75 | 52 | 62,549 | 8,137 | 883 | 115 | | | | 379 | 49 | 379 | 49 | | | | |
| H76 | 53 | 62,549 | 7,824 | 883 | 111 | | | | 379 | 47 | 379 | 47 | | | | |
| H77 | 54 | 62,549 | 7,523 | 883 | 106 | | | | 379 | 46 | 379 | 46 | | | | |
| 合計 | | | 3,127,435 | 1,148,586 | 44,172 | 16,223 | 3,170 | 1,167,978 =B | 48,478 | 43,993 | 18,950 | 6,960 | 67,428 | 50,953 =C | 22.9 | 1,117,026 |

| 年次 | 年度 | t | 便 益 (単位:百万円) | | | | | 費 用 (単位:百万円) | | | | | | 費用便益比 | 純現在価値 | |
|---|-----|--------|--------------|-----------|--------|--------|-------|--------------|--------|--------|--------|--------|--------|-----------|-------|-----------|
| | | | 洪水調節便益① | | 不特定便益② | | 残存価値 | 建設費④ | | 維持管理費⑤ | | ④+⑤ | | | | |
| | | | 便益 | 現在価値 | 便益 | 現在価値 | | ③ | ①+②+③ | 費用 | 現在価値 | 費用 | 現在価値 | | | 費用 |
| 期間 (4年) | H23 | 0 | | | | | | | 0 | 0 | | | 0 | 0 | | |
| | H24 | 1 | | | | | | 12,120 | 11,653 | | | 12,120 | 11,653 | | | |
| | H25 | 2 | | | | | | 12,120 | 11,205 | | | 12,120 | 11,205 | | | |
| | H26 | 3 | | | | | | 12,120 | 10,774 | | | 12,120 | 10,774 | | | |
| | H27 | 4 | | | | | | 12,120 | 10,360 | | | 12,120 | 10,360 | | | |
| 施 設 完 成 後 の 評 価 期 間 (50年) | H28 | 5 | 68,634 | 56,412 | 883 | 726 | | | | 379 | 312 | 379 | 312 | | | |
| | H29 | 6 | 68,634 | 54,242 | 883 | 698 | | | 379 | 300 | 379 | 300 | | | | |
| | H30 | 7 | 68,634 | 52,156 | 883 | 671 | | | 379 | 288 | 379 | 288 | | | | |
| | H31 | 8 | 68,634 | 50,150 | 883 | 646 | | | 379 | 277 | 379 | 277 | | | | |
| | H32 | 9 | 68,634 | 48,221 | 883 | 621 | | | 379 | 266 | 379 | 266 | | | | |
| | H33 | 10 | 68,634 | 46,367 | 883 | 597 | | | 379 | 256 | 379 | 256 | | | | |
| | H34 | 11 | 68,634 | 44,583 | 883 | 574 | | | 379 | 246 | 379 | 246 | | | | |
| | H35 | 12 | 68,634 | 42,869 | 883 | 552 | | | 379 | 237 | 379 | 237 | | | | |
| | H36 | 13 | 68,634 | 41,220 | 883 | 531 | | | 379 | 228 | 379 | 228 | | | | |
| | H37 | 14 | 68,634 | 39,634 | 883 | 510 | | | 379 | 219 | 379 | 219 | | | | |
| | H38 | 15 | 68,634 | 38,110 | 883 | 491 | | | 379 | 210 | 379 | 210 | | | | |
| | H39 | 16 | 68,634 | 36,644 | 883 | 472 | | | 379 | 202 | 379 | 202 | | | | |
| | H40 | 17 | 68,634 | 35,235 | 883 | 454 | | | 379 | 195 | 379 | 195 | | | | |
| | H41 | 18 | 68,634 | 33,880 | 883 | 436 | | | 379 | 187 | 379 | 187 | | | | |
| | H42 | 19 | 68,634 | 32,577 | 883 | 419 | | | 379 | 180 | 379 | 180 | | | | |
| | H43 | 20 | 68,634 | 31,324 | 883 | 403 | | | 379 | 173 | 379 | 173 | | | | |
| | H44 | 21 | 68,634 | 30,119 | 883 | 388 | | | 379 | 166 | 379 | 166 | | | | |
| | H45 | 22 | 68,634 | 28,960 | 883 | 373 | | | 379 | 160 | 379 | 160 | | | | |
| | H46 | 23 | 68,634 | 27,847 | 883 | 358 | | | 379 | 154 | 379 | 154 | | | | |
| | H47 | 24 | 68,634 | 26,776 | 883 | 345 | | | 379 | 148 | 379 | 148 | | | | |
| | H48 | 25 | 68,634 | 25,746 | 883 | 331 | | | 379 | 142 | 379 | 142 | | | | |
| | H49 | 26 | 68,634 | 24,756 | 883 | 319 | | | 379 | 137 | 379 | 137 | | | | |
| | H50 | 27 | 68,634 | 23,803 | 883 | 306 | | | 379 | 131 | 379 | 131 | | | | |
| | H51 | 28 | 68,634 | 22,888 | 883 | 295 | | | 379 | 126 | 379 | 126 | | | | |
| | H52 | 29 | 68,634 | 22,008 | 883 | 283 | | | 379 | 122 | 379 | 122 | | | | |
| | H53 | 30 | 68,634 | 21,161 | 883 | 272 | | | 379 | 117 | 379 | 117 | | | | |
| | H54 | 31 | 68,634 | 20,347 | 883 | 262 | | | 379 | 112 | 379 | 112 | | | | |
| | H55 | 32 | 68,634 | 19,565 | 883 | 252 | | | 379 | 108 | 379 | 108 | | | | |
| | H56 | 33 | 68,634 | 18,812 | 883 | 242 | | | 379 | 104 | 379 | 104 | | | | |
| | H57 | 34 | 68,634 | 18,089 | 883 | 233 | | | 379 | 100 | 379 | 100 | | | | |
| | H58 | 35 | 68,634 | 17,393 | 883 | 224 | | | 379 | 96 | 379 | 96 | | | | |
| H59 | 36 | 68,634 | 16,724 | 883 | 215 | | | 379 | 92 | 379 | 92 | | | | | |
| H60 | 37 | 68,634 | 16,081 | 883 | 207 | | | 379 | 89 | 379 | 89 | | | | | |
| H61 | 38 | 68,634 | 15,462 | 883 | 199 | | | 379 | 85 | 379 | 85 | | | | | |
| H62 | 39 | 68,634 | 14,868 | 883 | 191 | | | 379 | 82 | 379 | 82 | | | | | |
| H63 | 40 | 68,634 | 14,296 | 883 | 184 | | | 379 | 79 | 379 | 79 | | | | | |
| H64 | 41 | 68,634 | 13,746 | 883 | 177 | | | 379 | 76 | 379 | 76 | | | | | |
| H65 | 42 | 68,634 | 13,217 | 883 | 170 | | | 379 | 73 | 379 | 73 | | | | | |
| H66 | 43 | 68,634 | 12,709 | 883 | 164 | | | 379 | 70 | 379 | 70 | | | | | |
| H67 | 44 | 68,634 | 12,220 | 883 | 157 | | | 379 | 67 | 379 | 67 | | | | | |
| H68 | 45 | 68,634 | 11,750 | 883 | 151 | | | 379 | 65 | 379 | 65 | | | | | |
| H69 | 46 | 68,634 | 11,298 | 883 | 145 | | | 379 | 62 | 379 | 62 | | | | | |
| H70 | 47 | 68,634 | 10,864 | 883 | 140 | | | 379 | 60 | 379 | 60 | | | | | |
| H71 | 48 | 68,634 | 10,446 | 883 | 134 | | | 379 | 58 | 379 | 58 | | | | | |
| H72 | 49 | 68,634 | 10,044 | 883 | 129 | | | 379 | 55 | 379 | 55 | | | | | |
| H73 | 50 | 68,634 | 9,658 | 883 | 124 | | | 379 | 53 | 379 | 53 | | | | | |
| H74 | 51 | 68,634 | 9,286 | 883 | 120 | | | 379 | 51 | 379 | 51 | | | | | |
| H75 | 52 | 68,634 | 8,929 | 883 | 115 | | | 379 | 49 | 379 | 49 | | | | | |
| H76 | 53 | 68,634 | 8,586 | 883 | 111 | | | 379 | 47 | 379 | 47 | | | | | |
| H77 | 54 | 68,634 | 8,255 | 883 | 106 | | | 379 | 46 | 379 | 46 | | | | | |
| 合計 | | | 3,431,695 | 1,260,328 | 44,172 | 16,223 | 3,170 | 1,279,721 =B | 48,478 | 43,993 | 18,950 | 6,960 | 67,428 | 50,953 =C | 25.1 | 1,228,769 |

| 年次 | 年度 | t | 便 益 (単位:百万円) | | | | | 費 用 (単位:百万円) | | | | | | 費用便益比 B/C | 純現在価値 B-C | | |
|-------------------------------------|-----|--------|--------------|-----------|--------|--------|-----------|--------------|--------|--------|--------|-------|--------|--------------|--------------|-----------|--|
| | | | 洪水調節便益① | | 不特定便益② | | 残存価値 ③ | 建設費④ | | 維持管理費⑤ | | ④+⑤ | | | | | |
| | | | 便益 | 現在価値 | 便益 | 現在価値 | | 費用 | 現在価値 | 費用 | 現在価値 | 費用 | 現在価値 | | | | |
| 施設 期間 (4年) | H23 | 0 | | | | | | | 0 | 0 | | | 0 | 0 | | | |
| | H24 | 1 | | | | | | 12,120 | 11,653 | | | | | 12,120 | 11,653 | | |
| | H25 | 2 | | | | | | 12,120 | 11,205 | | | | | 12,120 | 11,205 | | |
| | H26 | 3 | | | | | | 12,120 | 10,774 | | | | | 12,120 | 10,774 | | |
| | H27 | 4 | | | | | | 12,120 | 10,360 | | | | | 12,120 | 10,360 | | |
| 施設 完成 後の 評価 期間 (50年) | H28 | 5 | 56,464 | 46,409 | 883 | 726 | | | | | 379 | 312 | 379 | 312 | | | |
| | H29 | 6 | 56,464 | 44,624 | 883 | 698 | | | | | 379 | 300 | 379 | 300 | | | |
| | H30 | 7 | 56,464 | 42,908 | 883 | 671 | | | | | 379 | 288 | 379 | 288 | | | |
| | H31 | 8 | 56,464 | 41,257 | 883 | 646 | | | | | 379 | 277 | 379 | 277 | | | |
| | H32 | 9 | 56,464 | 39,671 | 883 | 621 | | | | | 379 | 266 | 379 | 266 | | | |
| | H33 | 10 | 56,464 | 38,145 | 883 | 597 | | | | | 379 | 256 | 379 | 256 | | | |
| | H34 | 11 | 56,464 | 36,678 | 883 | 574 | | | | | 379 | 246 | 379 | 246 | | | |
| | H35 | 12 | 56,464 | 35,267 | 883 | 552 | | | | | 379 | 237 | 379 | 237 | | | |
| | H36 | 13 | 56,464 | 33,911 | 883 | 531 | | | | | 379 | 228 | 379 | 228 | | | |
| | H37 | 14 | 56,464 | 32,606 | 883 | 510 | | | | | 379 | 219 | 379 | 219 | | | |
| | H38 | 15 | 56,464 | 31,352 | 883 | 491 | | | | | 379 | 210 | 379 | 210 | | | |
| | H39 | 16 | 56,464 | 30,146 | 883 | 472 | | | | | 379 | 202 | 379 | 202 | | | |
| | H40 | 17 | 56,464 | 28,987 | 883 | 454 | | | | | 379 | 195 | 379 | 195 | | | |
| | H41 | 18 | 56,464 | 27,872 | 883 | 436 | | | | | 379 | 187 | 379 | 187 | | | |
| | H42 | 19 | 56,464 | 26,800 | 883 | 419 | | | | | 379 | 180 | 379 | 180 | | | |
| | H43 | 20 | 56,464 | 25,769 | 883 | 403 | | | | | 379 | 173 | 379 | 173 | | | |
| | H44 | 21 | 56,464 | 24,778 | 883 | 388 | | | | | 379 | 166 | 379 | 166 | | | |
| | H45 | 22 | 56,464 | 23,825 | 883 | 373 | | | | | 379 | 160 | 379 | 160 | | | |
| | H46 | 23 | 56,464 | 22,909 | 883 | 358 | | | | | 379 | 154 | 379 | 154 | | | |
| | H47 | 24 | 56,464 | 22,028 | 883 | 345 | | | | | 379 | 148 | 379 | 148 | | | |
| | H48 | 25 | 56,464 | 21,180 | 883 | 331 | | | | | 379 | 142 | 379 | 142 | | | |
| | H49 | 26 | 56,464 | 20,366 | 883 | 319 | | | | | 379 | 137 | 379 | 137 | | | |
| | H50 | 27 | 56,464 | 19,582 | 883 | 306 | | | | | 379 | 131 | 379 | 131 | | | |
| | H51 | 28 | 56,464 | 18,829 | 883 | 295 | | | | | 379 | 126 | 379 | 126 | | | |
| | H52 | 29 | 56,464 | 18,105 | 883 | 283 | | | | | 379 | 122 | 379 | 122 | | | |
| | H53 | 30 | 56,464 | 17,409 | 883 | 272 | | | | | 379 | 117 | 379 | 117 | | | |
| | H54 | 31 | 56,464 | 16,739 | 883 | 262 | | | | | 379 | 112 | 379 | 112 | | | |
| | H55 | 32 | 56,464 | 16,095 | 883 | 252 | | | | | 379 | 108 | 379 | 108 | | | |
| | H56 | 33 | 56,464 | 15,476 | 883 | 242 | | | | | 379 | 104 | 379 | 104 | | | |
| | H57 | 34 | 56,464 | 14,881 | 883 | 233 | | | | | 379 | 100 | 379 | 100 | | | |
| | H58 | 35 | 56,464 | 14,309 | 883 | 224 | | | | | 379 | 96 | 379 | 96 | | | |
| H59 | 36 | 56,464 | 13,758 | 883 | 215 | | | | | 379 | 92 | 379 | 92 | | | | |
| H60 | 37 | 56,464 | 13,229 | 883 | 207 | | | | | 379 | 89 | 379 | 89 | | | | |
| H61 | 38 | 56,464 | 12,720 | 883 | 199 | | | | | 379 | 85 | 379 | 85 | | | | |
| H62 | 39 | 56,464 | 12,231 | 883 | 191 | | | | | 379 | 82 | 379 | 82 | | | | |
| H63 | 40 | 56,464 | 11,761 | 883 | 184 | | | | | 379 | 79 | 379 | 79 | | | | |
| H64 | 41 | 56,464 | 11,308 | 883 | 177 | | | | | 379 | 76 | 379 | 76 | | | | |
| H65 | 42 | 56,464 | 10,873 | 883 | 170 | | | | | 379 | 73 | 379 | 73 | | | | |
| H66 | 43 | 56,464 | 10,455 | 883 | 164 | | | | | 379 | 70 | 379 | 70 | | | | |
| H67 | 44 | 56,464 | 10,053 | 883 | 157 | | | | | 379 | 67 | 379 | 67 | | | | |
| H68 | 45 | 56,464 | 9,666 | 883 | 151 | | | | | 379 | 65 | 379 | 65 | | | | |
| H69 | 46 | 56,464 | 9,295 | 883 | 145 | | | | | 379 | 62 | 379 | 62 | | | | |
| H70 | 47 | 56,464 | 8,937 | 883 | 140 | | | | | 379 | 60 | 379 | 60 | | | | |
| H71 | 48 | 56,464 | 8,593 | 883 | 134 | | | | | 379 | 58 | 379 | 58 | | | | |
| H72 | 49 | 56,464 | 8,263 | 883 | 129 | | | | | 379 | 55 | 379 | 55 | | | | |
| H73 | 50 | 56,464 | 7,945 | 883 | 124 | | | | | 379 | 53 | 379 | 53 | | | | |
| H74 | 51 | 56,464 | 7,640 | 883 | 120 | | | | | 379 | 51 | 379 | 51 | | | | |
| H75 | 52 | 56,464 | 7,346 | 883 | 115 | | | | | 379 | 49 | 379 | 49 | | | | |
| H76 | 53 | 56,464 | 7,063 | 883 | 111 | | | | | 379 | 47 | 379 | 47 | | | | |
| H77 | 54 | 56,464 | 6,792 | 883 | 106 | | | | | 379 | 46 | 379 | 46 | | | | |
| 合計 | | | 2,823,176 | 1,036,843 | 44,172 | 16,223 | 3,170 | 1,056,236 =B | 48,478 | 43,993 | 18,950 | 6,960 | 67,428 | 50,953 =C | 20.7 | 1,005,283 | |


代替案立案等の可能性について

- 利根川水系は、全国でも有数の広大な流域面積であり、流入する支川も多く、さらに流路延長が長い特徴を有しています。このため、それぞれの地域の特性にあつた治水対策を講ずることにより、水系全体としてバランスよく治水安全度を向上させることが水系の治水の基本であるとの考えのもと、計画が立案されています。
- また、現時点で堤防が概成し、その位置、高さを前提として橋梁等が整備されているとともに、高度な土地利用が進んでいること、さらに、掘削による大量の掘削土の発生や構造物（橋梁、樋門等）の改築が必要となること等を踏まえ、社会的影響、河川環境の改変、将来の河道の維持を考慮し、上流における洪水調節量と河道整備流量との分担が決定されています。
- このような考えの下、他の方策に比べ、ハツ場ダムの方が有利と判断し、事業を実施しているところです。
- なお、ハツ場ダム建設事業については、ダム事業の検証対象ダムとして、現在、新たな評価軸に基づき、一切の予断を持たずに検証にかかる検討を行っているところ です。

建企第16-13号
平成23年8月3日

関東地方整備局長 様

群馬県知事 大澤 正
(県土整備部建設企画課)



関東地方整備局事業評価監視委員会に諮る
対応方針(原案)の作成に係る意見について(回答)

平成23年7月20日付け国関整企画第87号で照会のあった標記について、別紙のとおり回答します。

(再評価)

<群馬県>

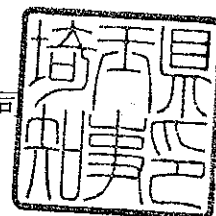
【ダム事業】

| 事業名 | 「対応方針(原案)」案 ※ | 群馬県知事の意見 |
|--------------|---------------------------------------|--|
| ハッ場ダム建設事業 | 新たな段階に入らず、 現段階(転流工工事) の事業を継続する。 | <p>対応方針案は、特定多目的ダム法の基本計画どおりにダム事業が完成するよう、「事業を継続する」とし、「新たな段階に入らず現段階」を削除すべきである。</p> <p>また、次の事項について、強く申し入れる。</p> <ol style="list-style-type: none"> 1 ハッ場ダム建設に関する検証作業については、今年秋とはいわず一日も早く検証結果を出し、国民を洪水から守り、安定した利水の確保に必要なダム本体を計画どおり完成させること。 2 検証項目毎に今後のスケジュール(工程表)を明らかにすること。 3 生活再建をめざしている人々が、不安や不便を来すことがないように、生活再建事業を早期に完成すること。 |
| 利根川上流ダム群再編事業 | 新たな段階に入らず、 現段階(調査・地元説明)の事業を継続する。 | <p>事業の継続は了解するが、以下の点に留意を願いたい。</p> <ul style="list-style-type: none"> ・各ダムの貯水池及びその周辺的环境に大きな影響を与えないような計画にすること。 ・地元市町村や地元関係者に十分な情報提供を行いながら、調査、計画を進めること。 |

県土政第564号
平成23年 8月 4日

国土交通省
関東地方整備局長 様

埼玉県知事 上田 清司



直轄事業再評価の対応方針（原案）の作成に係る意見について（回答）

平成23年7月20日付け国関整企画第87号の意見照会について、別紙のとおり
回答します。

担当：県土整備部県土整備政策課
調整担当 齋藤
電話：048-830-5275

(再評価)

<埼玉県>

【河川事業】

| 事業名 | 「対応方針(原案)」案 ※ | 埼玉県知事の意見 |
|---------------------------|------------------|--|
| 利根川総合水系環境整備事業(中川・綾瀬川環境整備) | 継続 | 埼玉県において、中川・綾瀬川の水環境の改善及び水辺の再生は重要な課題の一つです。 したがって、安全に水辺に親しむことができる空間を創出できる中川・綾瀬川環境整備の継続が必要不可欠です。 なお、実施に当たっては、コスト縮減に留意し効果的な整備をお願いします。 |

【ダム事業】

| 事業名 | 「対応方針(原案)」案 ※ | 埼玉県知事の意見 |
|--------------|---------------------------------|---|
| ハッ場ダム建設事業 | 新たな段階に入らず、現段階(転流工工事)の事業を継続する。 | 昭和22年のカスリーン台風時に利根川が氾濫し、甚大な被害を受けた埼玉県にとって、利根川の治水対策は県民の安心安全を確保する上で大変重要な課題です。 コストや工期等の観点からハッ場ダムに代わる治水対策案はないものと考えています。 また、都市用水の安定的な供給の面からも必要不可欠な施設です。 したがって、速やかに検証作業を終了させ、1日も早く本体工事に着手し、基本計画どおり完成させるよう強くお願いします。 |
| 利根川上流ダム群再編事業 | 新たな段階に入らず、現段階(調査・地元説明)の事業を継続する。 | 昭和22年のカスリーン台風時に利根川が氾濫し、甚大な被害を受けた埼玉県にとって、利根川の治水対策は県民の安心安全を確保する上で大変重要な課題です。 利根川上流ダム群の再編は、利根川の治水安全度向上のための方策の一つと考えますので、早期に検証を進め、具体的な再編計画案を示していただきたい。 |

【道路事業】

| 事業名 | 「対応方針(原案)」案 ※ | 埼玉県知事の意見 |
|-----------------|------------------|--|
| 一般国道17号 新大宮バイパス | 継続 | 一般国道17号は首都圏と上越地方を結ぶ国土の大動脈であり、その一部を形成する新大宮バイパスは本県のみならず首都圏にとっても大変重要な道路であります。 全区間の完成に向け、引き続き、コストの縮減に十分留意しながら早期整備をお願いします。 |

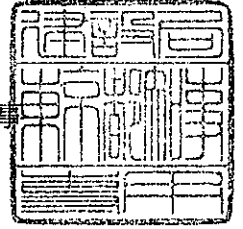
※貴都の意見を踏まえ、関東地方整備局事業監視委員会へ諮る対応方針(原案)を作成するためのものです。



23建総企第327号
平成23年8月4日

国土交通省関東地方整備局長 殿

東京都知事



関東地方整備局事業評価監視委員会に諮る対応方針（原案）の作成に係る意見照会について（回答）

平成23年7月20日付国関整企画第87号にて照会がありました標記の件について、別紙のとおり回答致します。

(再評価)

<東京都>

【ダム事業】

| 事業名 | 「対応方針(原案)」案 ※ | 東京都知事の意見 |
|-----------|---------------------------------------|--|
| ハツ場ダム建設事業 | 新たな段階に入らず、 現段階(転流工工事) の事業を継続する。 | ハツ場ダムは首都圏の治水・利水に必要不可欠な施設であり、早期にダム本体を完成させるよう、一刻も早く検証を終了させ、直ちに本体工事を着工すべきである。 予定通り平成27年度までにハツ場ダムを完成させるよう、事業の継続を強く願います。 |

【道路事業】

| 事業名 | 「対応方針(原案)」案 ※ | 東京都知事の意見 |
|-----------------|------------------|------------------------------|
| 一般国道17号 新大宮バイパス | 継続 | 必要な財源を確保し、早期完成に向け、事業を推進されたい。 |


※貴都の意見を踏まえ、関東地方整備局事業監視委員会へ諮る対応方針(原案)を作成するためのものです。



県土政第 719 号
平成23年8月 3日

国土交通省 関東地方整備局長 様

千葉県知事 森田 健 作



関東地方整備局事業評価監視委員会に諮る対応方針（原案）作成に係る意見照会について（回答）

平成23年7月20日付け国関整企画第87号で照会のありましたこのことについて、別紙のとおり回答いたします。

担当（窓口）

千葉県 県土整備政策課 政策室

電話 043-223-3378

FAX 043-227-0139

メール kendo2@mz.pref.chiba.lg.jp

(再評価)

<千葉県>

【ダム事業】

| 事業名 | 「対応方針(原案)」案 ※ | 千葉県知事の意見 |
|-----------|---------------------------------------|---|
| 霞ヶ浦導水事業 | 新たな段階に入らず、 現段階(工事中)の事 業を継続する。 | 検証については、最大限早い時期に結論を出すべきであり、霞ヶ浦導水事業は、本県にとって治水・利水上、必要不可欠な施設であることから、コスト縮減を図るとともに平成27年度末までに完成するよう工程管理の徹底を強く要望します。 |
| ハッ場ダム建設事業 | 新たな段階に入らず、 現段階(転流工工事) の事業を継続する。 | 検証については、最大限早い時期に結論を出すべきであり、ハッ場ダム建設事業は、本県にとって治水・利水上、必要不可欠な施設であることから、コスト縮減を図るとともに平成27年度末までに完成するよう工程管理の徹底を強く要望します。 |


※貴都の意見を踏まえ、関東地方整備局事業監視委員会へ諮る対応方針(原案)を作成するためのものです。



監 第 374 号
平成23年 8月 2日

国土交通省 関東地方整備局長 殿

茨 城 県 知 事



関東地方整備局事業評価監視委員会に諮る対応方針（原案）の作成に係る
対応方針（原案）の作成に係る意見照会について（回答）

平成23年7月20日付け国関整企画第87号により依頼のありました
標記のことにつきまして、別紙のとおり回答いたします。

(再評価)

<茨城県>

【ダム事業】

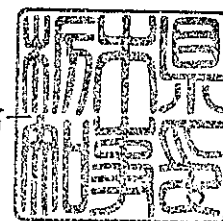
| 事業名 | 「対応方針(原案)」案 ※ | 茨城県知事の意見 |
|-----------|---------------------------------------|---|
| 霞ヶ浦導水事業 | 新たな段階に入らず、 現段階(工事中)の事 業を継続する。 | 霞ヶ浦導水事業は、霞ヶ浦、桜川(千波湖)の 水質浄化や本県の利水に必要な事業であること から、早期に検証を終了させ、予定されている平 成27年度の完成を強く要望いたします。 なお、事業実施にあたっては、より一層のコスト 縮減を図るようお願いいたします。 |
| ハッ場ダム建設事業 | 新たな段階に入らず、 現段階(転流工工事) の事業を継続する。 | ハッ場ダム建設事業は、本県にとって治水・利 水上、必要な事業であることから、早期に検証を 終了させ、基本計画どおり平成27年度の完成を 強く要望いたします。 なお、事業実施にあたっては、より一層のコスト 縮減を図るようお願いいたします。 |

※貴都の意見を踏まえ、関東地方整備局事業監視委員会へ諮る対応方針(原案)を作成するためのものです。

砂水第151号
平成23年7月22日

関東地方整備局長 様

栃木県知事 福田 富



関東地方整備局事業評価監視委員会に諮る対応方針（原案）の作成に係る意見
について（回答）

平成23年7月20日付け国関整企画第87号で照会のあったこのことについては、
別紙の通り回答します。

栃木県 県土整備部
砂防水資源課
ダム水資源担当
TEL028-623-2565
Fax028-623-2456

(回答様式)

(再評価)

<栃木県>

【ダム事業】

| 事業名 | 「対応方針(原案)」案 ※ | 栃木県知事の意見 |
|-----------|---------------------------------------|-----------------------------------|
| ハツ場ダム建設事業 | 新たな段階に入らず、 現段階(転流工工事) の事業を継続する。 | 検証作業を早期に終了し、計画どおり完成させる よう要望する。 |

